emuca
furniture fittings solutions

The catalogue

furniture fittings solutions

19/20 Italiano / English


competitiva
digitale
risolutiva
proattiva
affidabile

emuca.com


UNITED KINGDOM
Emuca LTD
FRANCE
Emuca SARL
PORTUGAL
Emuca LDA
ITALIA
Emuca SRL
ESPAÑA
Emuca SA









furniture fittings solutions

Oltre 35 anni di esperienza internazionale

Emuca progetta, produce e commercializza un'ampia gamma di prodotti destinati ai settori del mobile, ferramenta e bricolage.

Conto con più di **35 anni di esperienza**, ha emparato che essere vichini al mercato é fondamentale per conoscere il cliente e soddisfare le sue necessità.

Emuca assiste i suoi clienti nei principali mercati europei attraverso uffici commerciali in Italia, Francia, Regno Unito, Portogallo e Spagna. Attualmente esporta in più di **50 paesi.**

Per garantire che le sue aperazioni siano il più efficiente possibile Emuca ha una fabbrica in Spagna che offre complete soluzioni in **alluminio.**

International presence for more than 35 years

Emuca designs, manufactures and sells a wide range of products for the furniture, carpentry, hardware and DIY sectors.

With over **35 years' experience**, Emuca has learnt that staying close to the market is essential to understanding the customers and satisfying their needs.

Emuca works with its customers in the main European markets with the help of subsidiaries in Italy, France, the United Kingdom, Portugal and Spain. It currently exports to more than **50 countries**.

To ensure that its operations is as efficient as possible Emuca has a factory in Spain that offers complete solutions in **aluminium**.

Capacità logistica

Uno degli obiettivi di Emuca è la **qualità del servizio**. E, per questo, è fondamentale raggiungere termini di consegna ottimali. A tal scopo effettua costanti investimenti tecnologici nella logistica, in ciascuna delle proprie sedi.

Il Gruppo Emuca vanta due centri logistici, costituiti da oltre **25.000 m²**, dotati di avanzati sistemi telematici, stoccaggi verticali automatici e sistemi di gestione del trasporto interno. Tutto ciò, unito a un ampio stock di articoli da catalogo, che garantiscono una consegna immediata al cliente.

Le sede di Padova costituisce il centro logistico più strategico. Grazie alla sua ubicazione in Italia settentrionale, è facile distribuire i propri prodotti in tutto il centro Europa.

Logistic capacity

One of Emuca's primary aims is to ensure the **quality of its service**. It is therefore essential to offer optimum delivery times. In order to do this we are constantly investing in logistical technology at all of its centres.

The Emuca Group has two logistical hubs which together provide over **25.000 m²** of space, equipped with the most advanced telematic systems, automated vertical storage systems and internal transport management systems. All of this, together with the extensive stock of catalogue references, guarantees customers immediate delivery.

The Padua HQ is the most strategically placed of its centres as it is located in the north of Italy, which speeds up the distribution of its products to central Europe.

Ottimizza i tempi di consegna

Optimum delivery times



Soluzioni competitive

Emuca è consapevole dell'importanza che riveste l'equilibrio tra funzionalità, qualità e prezzo. Per questo offre **prodotti competitivi,** adattati alle tendenze del mercato e alle esigenze del settore.

Dispone di un catalogo con un'ampia gamma di informazioni, atte a proporre **soluzioni funzionali** per arredare ambienti come come la casa, la cucina, il bagno, l'ufficio, ecc. Inoltre, conta su un Dipartimento di Ricerca & Sviluppo specializzato nello sviluppo di nuove linee di prodotto, che aggiornano e ampliano la propria offerta competitiva.

Grazie alla presenza internazionale, Emuca è all'avanguardia del settore del mobile, offrendo al mercato soluzioni innovative in linea con le **ultime tendenze.**

Competitive solutions

At Emuca they are well aware of how important it is to strike a balance between function, quality and price. That is why they offer **competitive products** that adapt to meet both market trends and sector demands.

Its catalogue includes an extensive variety of references which **offer solutions** for equipping areas such as the general household, the kitchen, the bathroom, the office, etc. We also have a R+D department which specialises in developing new product lines to update and extend its competitive offer.

The international presence of the Emuca Group and the highly valued opinions of its customers are also essential to meeting the changing demands of the furniture sector which arise from its constantly **changing lifestyles.**

Innoviamo per offrire soluzioni competitive

We innovate to offer competitive solutions

Socialmente Responsabile

Socially Responsible

Nella sua politica di Responsabilita' Sociale collabora con diverse organizzazioni come la **Croce Rossa, Medici senza Frontiere e Oxfam**. Attraverso differenti iniziative punta a compromessi con la realta' socioeconomica manifestando la sua solidarieta' verso coloro che più ne necessitano.

Inoltre è un´impresa Familiarmente Responsabile (efr), questo certifica che segue un modello di gestione con politiche e iniziative che assicurano la conciliazione e la egualita' tra i suoi impiegati.

Within its Social Responsibility policy they collaborate with different organisations such as the **Red Cross, Médecins Sans Frontières and Oxfam.** Through different initiatives, we are dedicated to the commitment to the socio-economic reality, in solidarity with what is most needed.

In addition it´s a Family Responsible Company (efr), which certifies that follows a management model with policies and initiatives that ensure the reconciliation and equality among its employees.





Qualità: una nostra esigenza

Il modello di business del Gruppo Emuca non si può comprendere senza menzionare la principale esigenza: **la qualità.**

Tutti i nuovi prodotti, sia di fabbricazione propria sia esterna, rispettano la normativa europea vigente. Di fatto, Emuca ha ricevuto vari certificati che garantiscono la sua qualità a livello di servizio, processi e prodotto.

Quality: what we demand

The Emuca Group business model cannot be fully understood without mentioning its main requisite: **quality**.

All of their products, be they manufactured in-house or externally, meet current European standards. In fact, Emuca has received several certifications guaranteeing the quality of its service, processes and products.

Qualità garantita da organismi internazionali

Quality endorsed by international bodies

LGA Landesgewerbeanstalt Bayern

CATAS MEMBER

ASSOCIATED COMPANY AIDIMME TECHNOLOGY INSTITUTE

ISO 9001:2015 CERTIQUALITY CERTIFIED QUALITY MANAGEMENT SYSTEM

CERTIFIED IQNet MANAGEMENT SYSTEM

CERTIQUALITY IS MEMBER OF CISQ FEDERATION

Furniture Industry Research Association Member of FIRA Setting the standards

AENOR ER Empresa Registrada UNE-EN ISO 9001 ER-0896/1999

Ambiente

Emuca considera gli effetti che lo sviluppo della propria attività provoca sull'ambiente. Per questo motivo:

Applica criteri di **miglioramento continuo** nel rispetto della legislazione e dei regolamenti applicabili e previene l'inquinamento dell'ambiente in tutte le strutture del gruppo.

Emuca rispetta le normative europee in vigore in relazione alla corretta raccolta e trattamento dei RAEE, riciclando tutti gli apparecchi elettrici, le pile e le batterie che generano, in conformità al regio decreto 110/2015 del 20 febbraio ed è registrata col numero RII AEE 6817 per RAEE e con il RII PyA 1813 per le batterie.

Emuca revisiona continuamente gli **impatti ambientali** associati ai processi, prodotti e/o attività esistenti e controlla che i propri fornitori legati alle attività di trasporto e imballaggio abbiano installato sistemi di gestione dell'ambiente.

The environment

Emuca is very conscious of the effects that its business activity has on the environment. That is why:

They apply **continuous improvement** criteria in compliance with the applicable legislation and regulations and prevent environmental pollution in all of the group's facilities.

Emuca complies with current European regulations with regard to the correct collection and treatment of WEEE, recycles all the electrical appliances, batteries and accumulators it generates according to Royal Decree 110/2015, of 20 February, and is registered under EEAR number 6817 for WEEE and under 1813 in the EEAR Registry of Batteries and Accumulators for batteries.

Emuca continuously reviews the **environmental impacts** associated with existing processes, products and/or activities and monitors its transport and packaging suppliers to make sure they have environmental management systems in place.

Trasformazione Digitale

B2B Fai il tuo ordine in modo rapido e semplice.

YouTube Scopri quale è il sistema di montaggio del prodotto passo dopo passo.

Forum Tecnico Hai ancora dei dubbi tecnici? Ti aiutiamo.

App Tutte le informazioni, video e istruzioni di montaggio sul tuo cellulare.

Configuratori Progetta i tuoi mobili con la miglior combinazione di accessori.

LinkedIn Seguici e scopri tutte le tendenze e le novità del mondo del mobile.

Digital Transformation

B2B Place your order quickly and easily.

Youtube Discover how to assemble the product step by step.

Technical Forum Do you have a technical question? We'll be happy to help.

App All assembly information, videos and instructions on your mobile.

Configurators Design your furniture with the best fittings combination.

LinkedIn Follow us and discover the latest trends and innovations in the world of furniture.



ORDINI ONLINE
ONLINE ORDERS

INSTALLAZIONE E MONTAGGIO
INSTALLATION AND ASSEMBLY

FORUM TECNICO
TECHNICAL FORUM

APP EMUCA

CONFIGURATORE
CONFIGURATION

LINKEDIN

Simbologie

Simbology

Generali / General

Caratteristiche
Characteristics

Raccomandazioni
Advice

Montaggio
Assembly

Accessori
Accessories

Calcolo
Calculation

Altre icone / Other icons

Lunghezza della barra
Length of the bar

Larghezza ante
Width door

Altezza guida
Height slides

Spessore
Thickness

Spessore porta
Thickness door

Taglio mediante macchina
Machine cut

Carico massimo
Maximum load

Con certificado CE
With CE certificate

Angolo di apertura
Lighting angle

Diametro di foratura
Drilling diametre

Chiusura Soft
Soft closing

Montaggio Clip
Clip assembly

Carico massimo ante
Maximum door load

Chiusura Normale
Normal closing

Molla contraria
Inverted spring

Altezza ante
Height door

Adesivo
Adhesive

Dispone di telecomando
Comes with remote control

Per taglio a misura
To cut to size

E´ possibile rivestirlo
Can be veneered

Novità
New

Foratura scodellino
Diametre cup

Apertura Push
Push opening

Prodotto in KIT
Product in KIT form

Montaggio di ante. Possibilità di fornire tutti i profili montati con vetro
Door assembly. All profiles can be supplied with pre-mounted glass

Configurazione della pagina del catalogo

Catalogue page configuration

Pagina Globale
Global page

Capitolo / Sezione
Chapter / Section

Subfamiglia
Group

Prodotto
Product

Icone
Icons

Informazioni
Additional information



Legenda delle finiture
Legend of finishes

Video, domande e risposte tecniche e configurazioni.
Videos, technical questions and answers, and product configurators

Prodotto complementare
Related product

Come ordinare

How to order?

PURCHASE ORDER / ORDINE / PEDIDO
BON DE COMMANDE / PEDIDO / ZAMÓWIENIE

emuca

Code / Codice / Código / Code / Codigo / Kod	Product / Prodotto / Producto / Produit / Producto / Produkt	Packaging / Imballo / Embalaje / Emballage / Embalagem / Opakowanie
8254165	Inox plate racks	20

82541 65

Radice del codice
Code root

+

Finitura
Available finishings

Cod.		
82541	65	10
82542	65	10

Finitura
Finishing

Imballo
Packaging

Pagina speciale “informazioni”
Special page “information”

Codice prodotto
Product code

Materiale
Material

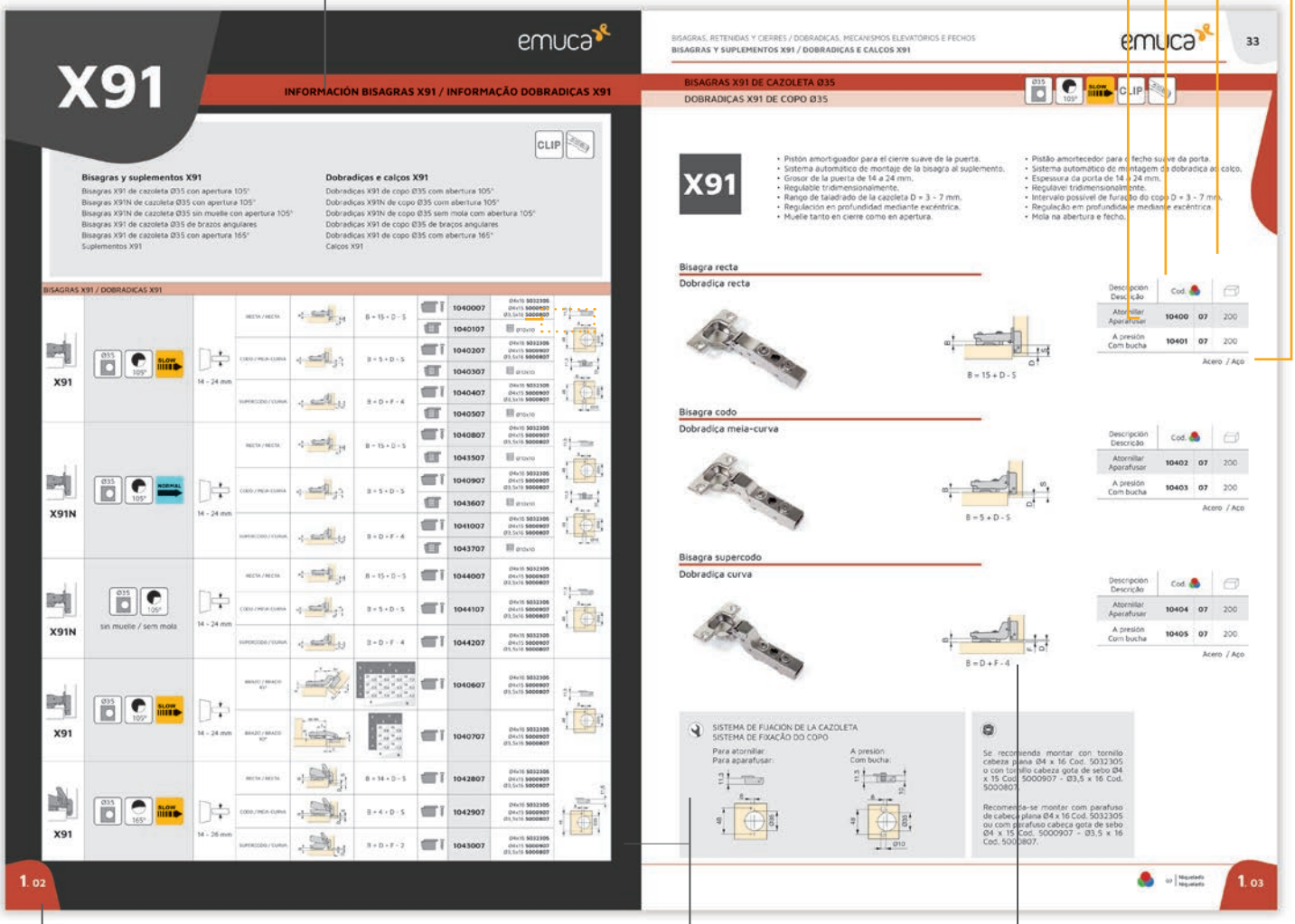

Capitolo e pagina
Chapter and page

Dettagli e note
Details and notes

Disegno tecnico
Technical drawings

Colore identificativo pagina

Colour indentification of each chapter

1 2 3 4 5 6 7 8 9

INDICE / INDICE

1 CERNIERE, BRACCETTI E CHIUSURE
HINGES, STAYS AND LATCHES

1.1 Cerniere
1.2 Serrature e chiusure
1.3 Braccetti

1.1 Hinges
1.2 Locks and latches
1.3 Stays

2 REGISTRABILI, PIEDINI, RUOTE E GAMBE PER TAVOLO
LEVELLERS, FEET, CASTORS AND TABLE LEGS

2.1 Registrabili e piedini
2.2 Ruote
2.3 Gambe per tavoli e strutture

2.1 Levellers and Feet
2.2 Castors
2.3 Table legs and structures

3 CASSETTI, ACCESSORI E GUIDE
DRAWERS, ACCESSORIES AND SLIDES

3.1 Cassetti per cucina e bagno
3.2 Guide per cassetti
3.3 Cassetti per ufficio, elementi e accessori multimedia

3.1 Drawers for kitchen and bathroom
3.2 Drawer slides
3.3 Drawers for office, elements and multimedia accessories

4 SISTEMI DI ASSEMBLAGGIO
FASTENER SYSTEMS

4.1 Sistemi di montaggio
4.2 Reggipiani per mobili
4.3 Viti, bussole, paracolpi e copriforo
4.4 Sistemi di assemblaggio a parete

4.1 Mounting systems
4.2 Shelf supports
4.3 Screws, sockets, bumpers and covercaps
4.4 Wall fastener systems

5 ILLUMINAZIONE
LIGHTING

5.1 Strisce LED
5.2 Illuminazione LED
5.3 Accesori

5.1 LED strips
5.2 LED luminaires
5.3 Accessories

SISTEMI SCORREVOLI
SLIDING SYSTEMS

6

6.1 Sistemi scorrevoli

6.1 Slyding systems

PORTE E ACCESSORI PER MOBILI, ARMADI E CABINE ARMADIO
DOORS AND ACCESSORIES FOR FURNITURE, WARDROBES AND FOR WALK-IN WARDROBES

7

7.1 Accessori per interni di armadi

7.2 Profili e accessori per porte in legno

7.3 Porte in alluminio per armadio

7.4 Strutture modulari

7.5 Profili per porte con telaio in alluminio

7.1 Wardrobes interior accessories

7.2 Profiles and accessories for wooden doors

7.3 Aluminium wardrobe doors

7.4 Modular structures

7.5 Profiles for doors with aluminium frame

ACCESSORI PER LA CUCINA E IL BAGNO
KITCHEN AND BATHROOM EQUIPMENT

8

8.1 Sistemi di dispensa per la cucina

8.2 Accessori per la cucina

8.3 Pattumiere per il riciclaggio

8.4 Piedini e zoccoli da cucina

8.5 Sistema Gola-e

8.6 Accessori per il bagno e la lavanderia

8.1 Kitchen storage systems

8.2 Kitchen accessories

8.3 Recycling bins

8.4 Kitchen legs and plinth

8.5 Gola-e system

8.6 Accessories for bathroom and laundry room

MANIGLIE
HANDLES

9

9.1 Alluminio

9.2 Acciaio

9.3 Zama

9.4 Tecnoplastica

9.1 Aluminium

9.2 Steel

9.3 Zamak

9.4 Thermoplastic

1

CERNIERE, BRACCETTI E CHIUSURE

HINGES, STAYS AND LATCHES



1.1 Cerniere

Cerniere e basette C91

1.08 Cerniere C91E con scodellino Ø35 apertura a 100°
1.09 Cerniere C91 con scodellino Ø35 con braccio angolare
1.10 Cerniere C91 con scodellino Ø35 apertura a 155°
1.11 Cerniere C91 con scodellino Ø35 per vetro e apertura a 125°
1.12 Cerniere C91E con scodellino Ø26 apertura a 100°
1.13 Cerniere C91 per profilo alluminio e apertura a 110°
1.14 Basette C91

Cerniere e basette X91

1.19 Cerniere X91 con scodellino Ø35 apertura a 105°
1.20 Cerniere X91N con scodellino Ø35 apertura a 105°
1.21 Cerniere X91N con scodellino Ø35 senza molla e apertura a 105°
1.22 Cerniere X91 con scodellino Ø35 con braccio angolare
1.23 Cerniere X91 con scodellino Ø35 apertura a 165°
1.24 Basette X91

Cerniere e basette C95

1.28 Cerniere C95 con scodellino Ø35 apertura a 110°
1.29 Cerniere C95 con scodellino Ø35 senza molla e apertura a 110°
1.30 Cerniere C95 con scodellino Ø35 con braccio angolare
1.32 Cerniere C95 con scodellino Ø35 apertura a 165°
1.33 Cerniere C95 con scodellino Ø40 apertura a 95°
1.34 Cerniere C95 per profilo alluminio e apertura a 110°
1.35 Basette C95

Cerniere e basette X95

1.37 Cerniere X95 con scodellino Ø35 apertura a 110°
1.38 Basette X95

Cerniere e basette C50

1.40 Cerniere C50 con scodellino Ø35 apertura a 105°
1.40 Basette C50

Cerniere e basette C90

1.43 Cerniere C90 con scodellino Ø35 apertura a 110°
1.44 Cerniere C90 con scodellino Ø35 senza molla e apertura a 110°
1.45 Cerniere C90 con scodellino Ø35 con braccio angolare
1.46 Cerniere C90 con scodellino Ø35 apertura a 165°
1.47 Basette C90

Cerniere e basette X10

1.50 Cerniere X10 con scodellino Ø26 apertura a 95°
1.51 Basette X10

Accessori per cerniere e basette

1.52 Forainseritrice per cerniere o basette
1.53 Accessori
1.55 Chiusure ammortizzate

Cerniere varie

1.56 Cerniere per porte in vetro
1.57 Altre cerniere

1.2 Serrature e chiusure

1.61 Chiusure automatiche
1.64 Chiusure magnetiche e piastre
1.65 Serrature
1.66 Altre chiusure

1.3 Braccetti

1.73 Braccetti e agganci
1.83 Pistoni e agganci
1.87 Braccetti e agganci

1.1 Hinges

C91 hinges and plates

1.08 C91E 100° hinges with Ø35 cup
1.09 C91 hinges with Ø35 cup with angled arm
1.10 C91 155° hinges with Ø35 cup
1.11 C91 125° hinges with Ø35 cup for glass
1.12 C91E 100° hinges with Ø26 cup
1.13 C91 110° hinges for aluminium profiles
1.14 C91 plates

X91 hinges and plates

1.19 X91 105° hinges with Ø35 cup
1.20 X91N 105° hinges with Ø35 cup
1.21 X91N 105° slide-on unsprung hinges with Ø35 cup
1.22 X91 hinges with Ø35 cup with angled arm
1.23 X91 165° hinges with Ø35 cup
1.24 X91 plates

C95 hinges and plates

1.28 C95 110° hinges with Ø35 cup
1.29 C95 110° slide-on unsprung hinges with Ø35 cup
1.30 C95 hinges with Ø35 cup with angled arm
1.32 C95 165° hinges with Ø35 cup
1.33 C95 95° hinges with Ø40 cup
1.34 C95 110° hinges for aluminium profiles
1.35 C95 plates

X95 hinges and plates

1.37 X95 110° hinges with Ø35 cup
1.38 X95 plates

C50 hinges and plates

1.40 C50 105° hinges with Ø35 cup
1.40 C50 plates

C90 hinges and plates

1.43 C90 110° hinges with Ø35 cup
1.44 C90 110° slide-on unsprung hinges with Ø35 cup
1.45 C90 hinges with Ø35 cup with angled arm
1.46 C90 165° hinges with Ø35 cup
1.47 C90 plates

X10 hinges and plates

1.50 X10 95° hinges with Ø26 cup
1.51 X10 plates

Accessories for hinges and plates

1.52 Hinge or plate mounting
1.53 Accessories
1.55 Spring latches

Other hinges

1.56 Hinges for glass doors
1.57 Other hinges

1.2 Locks and latches

1.61 Automatic latches
1.64 Magnetic latches and plates
1.65 Cylinder locks
1.66 Other latches

1.3 Stays

1.73 Stays and latches
1.83 Pistons and latches
1.87 Stays and latches

1.1
03/58

CERNIERE

Cerniere e basette C91

1.08 Cerniere C91E con scodellino Ø35 apertura a 100°
1.09 Cerniere C91 con scodellino Ø35 con braccio angolare
1.10 Cerniere C91 con scodellino Ø35 apertura a 155°
1.11 Cerniere C91 con scodellino Ø35 per vetro e apertura a 125°
1.12 Cerniere C91E con scodellino Ø26 apertura a 100°
1.13 Cerniere C91 per profilo alluminio e apertura a 110°
1.14 Basette C91

Cerniere e basette X91

1.19 Cerniere X91 con scodellino Ø35 apertura a 105°
1.20 Cerniere X91N con scodellino Ø35 apertura a 105°
1.21 Cerniere X91N con scodellino Ø35 senza molla apertura a 105°
1.22 Cerniere X91 con scodellino Ø35 con braccio angolare
1.23 Cerniere X91 con scodellino Ø35 apertura a 165°
1.24 Basette X91

Cerniere e basette C95

1.28 Cerniere C95 con scodellino Ø35 apertura a 110°
1.29 Cerniere C95 con scodellino Ø35 senza molla apertura a 110°
1.30 Cerniere C95 con scodellino Ø35 con braccio angolare
1.32 Cerniere C95 con scodellino Ø35 apertura a 165°
1.33 Cerniere C95 con scodellino Ø40 apertura a 95°
1.34 Cerniere C95 per profilo alluminio e apertura a 110°
1.35 Basette C95

Cerniere e basette X95

1.37 Cerniere X95 con scodellino Ø35 apertura a 110°
1.38 Basette X95

Cerniere e basette C50

1.40 Cerniere C50 con scodellino Ø35 apertura a 105°
1.40 Basette C50

Cerniere e basette C90

1.43 Cerniere C90 con scodellino Ø35 apertura a 110°
1.44 Cerniere C90 con scodellino Ø35 senza molla apertura a 110°
1.45 Cerniere C90 con scodellino Ø35 con braccio angolare
1.46 Cerniere C90 con scodellino Ø35 apertura a 165°
1.47 Basette C90

Cerniere e basette X10

1.50 Cerniere X10 con scodellino Ø26 apertura a 95°
1.51 Basette X10

Accessori per cerniere e basette

1.52 Forainseritrice per cerniere o basette
1.53 Accessori
1.55 Chiusure ammortizzate

Cerniere varie

1.56 Cerniere per porte in vetro
1.57 Altre cerniere

HINGES

C91 hinges and plates

1.08 C91E 100° hinges with Ø35 cup
1.09 C91 hinges with Ø35 cup with angled arm
1.10 C91 155° hinges with Ø35 cup
1.11 C91 125° hinges with Ø35 cup for glass
1.12 C91E 100° hinges with Ø26 cup
1.13 C91 110° hinges for aluminium profiles
1.14 C91 plates

X91 hinges and plates

1.19 X91 105° hinges with Ø35 cup
1.20 X91N 105° hinges with Ø35 cup
1.21 X91N 105° slide-on unsprung hinges with Ø35 cup
1.22 X91 hinges with Ø35 cup with angled arm
1.23 X91 165° hinges with Ø35 cup
1.24 X91 plates

C95 hinges and plates

1.28 C95 110° hinges with Ø35 cup
1.29 C95 110° slide-on unsprung hinges with Ø35 cup
1.30 C95 hinges with Ø35 cup with angled arm
1.32 C95 165° hinges with Ø35 cup
1.33 C95 95° hinges with Ø40 cup
1.34 C95 110° hinges for aluminium profiles
1.35 C95 plates

X95 hinges and plates

1.37 X95 110° hinges with Ø35 cup
1.38 X95 plates

C50 hinges and plates

1.40 C50 105° hinges with Ø35 cup
1.40 C50 plates

C90 hinges and plates

1.43 C90 110° hinges with Ø35 cup
1.44 C90 110° slide-on unsprung hinges with Ø35 cup
1.45 C90 hinges with Ø35 cup with angled arm
1.46 C90 165° hinges with Ø35 cup
1.47 C90 plates

X10 hinges and plates

1.50 X10 95° hinges with Ø26 cup
1.51 X10 plates

Accessories for hinges and plates

1.52 Hinge or plate mounting
1.53 Accessories
1.55 Spring latches

Other hinges

1.56 Hinges for glass doors
1.57 Other hinges





INFORMAZIONE CERNIERE / HINGES INFORMATION

NUMERO DI CERNIERE NECESSARIE PER OGNI PORTA
NUMBER OF HINGES NEEDED FOR EACH DOOR

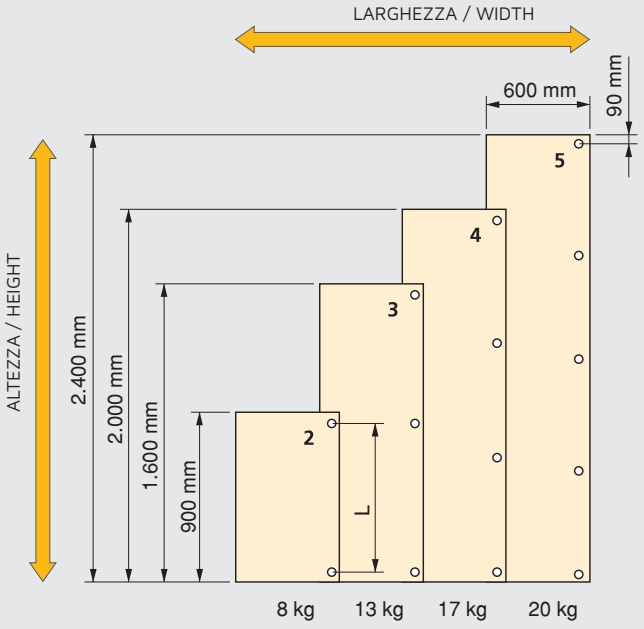

SIMBOLOGIE / SIMBOLOGY

- Chiusura Soft / Soft closing
- Chiusura normale / Normal closing
- Chiusura libera / Free closing
- Per vite / Screw-on
- A pressione / Knock-in
- Fast
- Foratura scodellino / Cup diameter
- Ángolo de apertura / Opening angle
- Montaggio Clip / Clip assembly
- Regolazione eccentrica / Eccentric regulation
- Spessore della porta / Door thickness

REGOLAZIONI / ADJUSTMENT

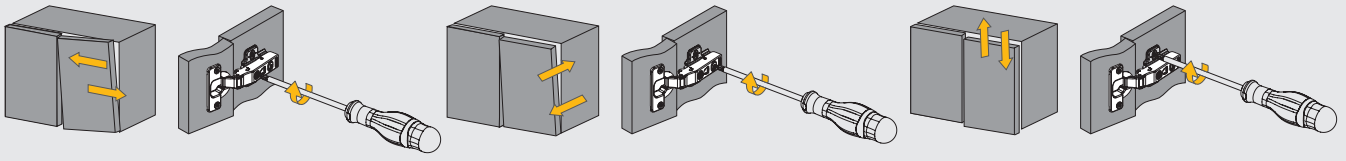

Laterale / Laterally — Profondità / Depth — Altezza / Height

CALCOLO PER SCELTA DELLA BASETTA (B)

Cosa significa una formula del tipo B = 14 + D - S ?

Come prima cosa, per conoscere una formula dobbiamo conoscere le variabili:

B = Altezza della basetta
D = Distanza di foratura dello scodellino
S = Sormonto porta -fianco
L = Luce minima
T = Spessore della porta
M = Spessore del fianco
F = Luce minima (per porta in sormonto)

CALCULATION FOR CHOOSING THE HINGE PLATE (B)

What does a formula like B = 14 + D – S mean?

First of all, in order to understand a formula we need to know what its variables are:

B = Thickness of the Plate
D = Diameter of hinge cup
S = Door- jamb overhang
L = Minimum opening
T = Thickness of the door
M = Thickness of the jamb
F = Minimum opening
(for doors without overhang)

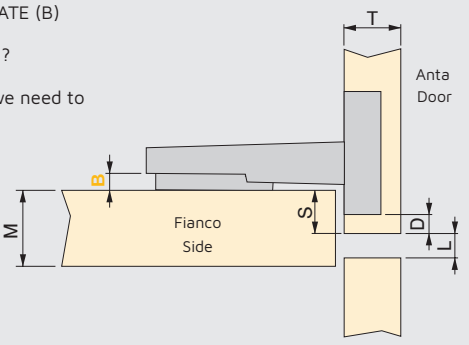

REALIZZIAMO UN ESEMPIO

Un cliente desidera mettere una cerniera per ottenere una apertura di una porta di spessore 16 mm, con sormonto al fianco di 15 mm. La distanza di foratura dello scodellino non può essere cambiata ed è di 3 mm.

SOLUZIONE

Dato che il sormonto è grande, utilizziamo una cerniera collo dritto .
La formula della cerniera dritti è B = 14 + D - S.
Conosciamo i valori D = 3 e S = 15

Sostituiamo nella formula:
B = 14 + 3 - 15 = 17 – 15 = 2 B = 2
In tal caso, con la cerniera dritta e la base da 2mm il problema rimane risolto.

HERE IS AN EXAMPLE

A client wishes to place a hinge so that a 16 mm door which overhangs the jamb by 15 mm opens correctly. The hinge cup diameter is 3 mm and cannot be changed.

SOLUTION

As the overhang is quite generous, we will use a straight cupboard hinge.
The formula for a straight cupboard hinge is B = 14 + D – S.
We know the values of D = 3 and S = 15

Substituting them into the formula we get:
B = 14 + 3 – 15 = 17 – 15 = 2 B = 2
So then, with a straight cupboard hinge and a 2mm plate the problem is solved.

C91

INFORMAZIONE CERNIERE C91 / C91 HINGES INFORMATION

CLIP

Cerniere e basette C91

Cerniere C91E con scodellino Ø35 apertura a 100°
Cerniere C91 con scodellino Ø35 con braccio angolare
Cerniere C91 con scodellino Ø35 apertura a 155°
Cerniere C91 con scodellino Ø35 per vetro e apertura a 125°
Cerniere C91E con scodellino Ø26 apertura a 100°
Cerniere C91 per profilo alluminio e apertura a 110°
Basette C91

C91 hinges and plates

C91E 100° hinges with Ø35 cup
C91 hinges with Ø35 cup with angled arm
C91 155° hinges with Ø35 cup
C91 125° hinges with Ø35 cup for glass
C91E 100° hinges with Ø26 cup
C91 110° hinges for aluminium profiles
C91 plates

CERNIERE C91 / C91 HINGES

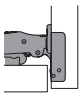 **C91E**	 Ø35 · 100° · SLOW	14 ~ 24 mm	DRITTO / FULL		B = 14 + D - S		**1006007**	Ø4x16 **5032305** Ø4x15 **5000907** Ø3,5x16 **5000807**	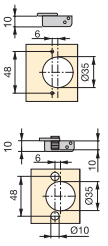
							**1006307**	Ø10x10	
			MEZZO / HALF	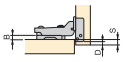	B = 5 + D - S		**1006107**	Ø4x16 **5032305** Ø4x15 **5000907** Ø3,5x16 **5000807**	
							**1006407**	Ø10x10	
			ALTO / INSERT	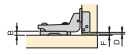	B = D + F - 4,5		**1006207**	Ø4x16 **5032305** Ø4x15 **5000907** Ø3,5x16 **5000807**	
							**1006507**	Ø10x10	
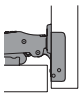 **C91**	 Ø35 · SLOW · 95° · 110°	14 ~ 24 mm	BRACCIO / ANGLED 45°	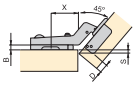	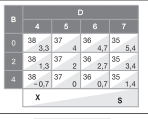		**1907107**	Ø4x16 **5032305** Ø4x15 **5000907** Ø3,5x16 **5000807**	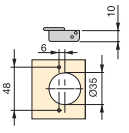
			BRACCIO / ANGLED 90°	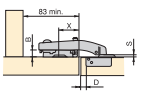	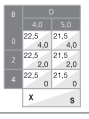		**1008307**	Ø4x16 **5032305** Ø4x15 **5000907** Ø3,5x16 **5000807**	
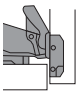 **C91**	 Ø35 · 155° · SLOW	16 ~ 24 mm	DRITTO / FULL		B = 13 + D - S B=0 **1002507** B=2 **1002607** B=4 **1009007**		**1906707**	Ø4x16 **5032305** Ø4x15 **5000907** Ø3,5x16 **5000807**	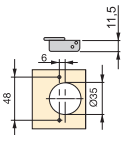
			MEZZO / HALF	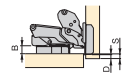	B = 13 + D - S B=9 **1907207**				
			ALTO / INSERT	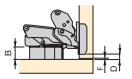	B = 14 + D + F B=18 **1907307**				
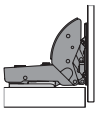 **C91**	 125° · SLOW	3 ~ 6 mm **Porte di vetro Glass door** 3 ~ 10 mm **Porte di legno Wooden door**	DRITTO / FULL	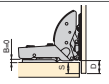	B = D - S - 2,5	**1906907** vetro glass **1907007** legno wooden	**1906807**	**1906907** ADESIVO / ADHESIVE SILICONE / SILICONE **1907007** vite filetto legno Ø3 countersunk screws Ø3	**1907607** 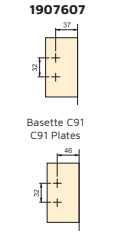 Basette C91 Plates
			MEZZO / HALF	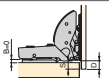	B = D - S - 2,5				
			ALTO / INSERT	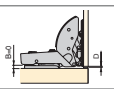	B = D - S - 2,5				
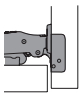 **C91E**	 Ø26 · 100° · SLOW	12 ~ 22 mm	DRITTO / FULL	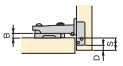	B = 12,5 + D - S		**1008407**	Ø4x16 **5032305** Ø4x15 **5000907** Ø3,5x16 **5000807**	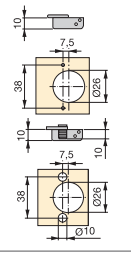
							**1008707**	Ø10x10	
			MEZZO / HALF		B = 3,5 + D - S		**1008507**	Ø4x16 **5032305** Ø4x15 **5000907** Ø3,5x16 **5000807**	
			ALTO / INSERT		B = D + F - 3,5		**1008607**	Ø4x16 **5032305** Ø4x15 **5000907** Ø3,5x16 **5000807**	
C91	110° · SLOW	PROFILI IN ALLUMINIO ALUMINIUM PROFILES	DRITTO / FULL		B = P - 2 - S		**1002207**	Ø3,5x9,5 **6181307**	

INFORMAZIONE CERNIERE C91 / C91 HINGES INFORMATION

BASETTE C91 / C91 PLATES								
H = 0	1002507	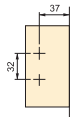	1003307	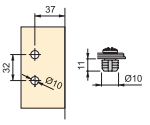	1252007	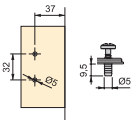	1002907	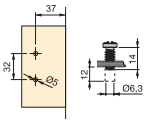
H = 2	1002607		1003407		1057820		1003007	
H = 4	1009007		-		-		-	
H = 9	1907207		-		-		-	
H = 18	1907307		-		-		1907507	
BASETTE C91 CON REGOLAZIONE ECCENTRICA / C91 PLATES COM WITH ECCENTRIC REGULATION								
H = 0	1002707	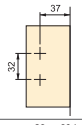	1003707	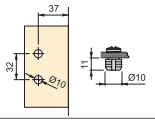	-		1003107	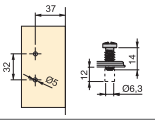
H = 2	1002807		-		-		1003207	
H = 2	1003507	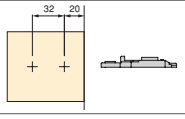	1003607	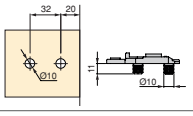	-		-	

DISTANZA MINIMA PORTA ATTIGUA / ADJOINING DOOR MINIMUM DISTANCE

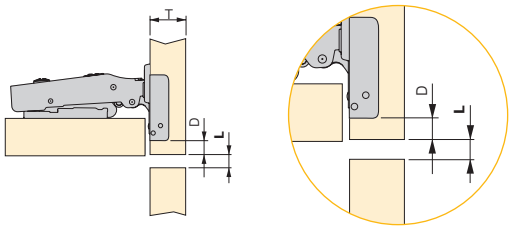



C91E



1006007
1006307
1006107
1006407
1006207
1006507

L	T=14	T=15	T=16	T=17	T=18	T=19	T=20	T=21	T=22	T=23	T=24
D=3	0,2	0,4	0,6	0,8	1,1	1,5	2,0	2,7	3,5	4,3	5,1
D=4	0,2	0,4	0,6	0,8	1,1	1,4	1,9	2,4	3,1	3,9	4,7
D=5	0,2	0,3	0,5	0,8	1,0	1,4	1,8	2,3	2,9	3,5	4,3
D=6	0,2	0,3	0,5	0,7	1,0	1,3	1,7	2,1	2,6	3,3	4,0
D=7	0,2	0,3	0,5	0,7	0,9	1,2	1,6	2,0	2,5	3,0	3,7



C91

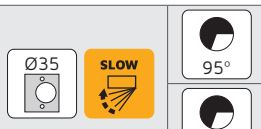

1906707

L	T=16	T=17	T=18	T=19	T=20	T=21	T=22	T=23	T=24
D=3	0,0	0,0	0,0	0,0	0,0	0,0	0,0	0,0	0,0
D=4	0,0	0,0	0,0	0,0	0,0	0,0	0,0	0,0	0,0
D=5	0,0	0,0	0,0	0,0	0,0	0,0	0,0	0,0	0,0
D=6	0,0	0,0	0,0	0,0	0,0	0,0	0,0	0,0	0,0

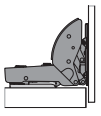

C91



1906807

L	T=3	T=4	T=5	T=6
D=1,5	13,6	14,4	15,2	16,1
D=3,0	11,2	12,1	12,9	13,8
D=4,5	8,9	9,8	10,7	11,6
D=6,0	6,8	7,7	8,6	9,5
D=7,5	4,2	5,0	5,8	6,6
D=8,0	2,8	3,8	4,8	5,8
~	~	~	~	~
D=16,5	0,0	0,0	0,3	0,8



C91E



1008407
1008707
1008507
1008807
1008607
1008907

L	T=12	T=13	T=14	T=15	T=16	T=17	T=18	T=19	T=20	T=21	T=22
D=3	0,5	0,8	1,1	1,4	1,9	2,6	3,4	4,2	5,1	6,0	6,9
D=4	0,5	0,7	1,0	1,4	1,8	2,3	3,0	3,8	4,6	5,4	6,3
D=5	0,5	0,7	1,0	1,3	1,7	2,2	2,8	3,4	4,2	5,0	5,8
D=6	0,4	0,6	0,9	1,2	1,6	2,0	2,5	3,2	3,9	4,6	5,4
D=7	0,4	0,6	0,9	1,2	1,5	1,9	2,4	2,9	3,6	4,3	5,0

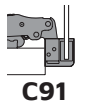

C91



1002207

L	PLUS	
2,1	PLUS 7	
2,2	PLUS 10	

CERNIERE C91E CON SCODELLINO Ø35
C91E HINGES WITH Ø35 CUP

Ø35 | 100° | SLOW | CLIP

- Braccetto ammortizzatore per chiusura soft della porta.
- Sistema automatico di montaggio della cerniera sulla basetta.
- Spessore della porta da 14 a 24 mm.
- Regolabile tridimensionalmente.
- Tolleranza di foratura dello scodellino D = 3 ~ 7 mm.
- Regolazione in profondità mediante eccentrico.
- Molla in apertura e chiusura.

- Integrated soft closing mechanism.
- Hinge to plate quick fixing system.
- For 14 ~ 24 mm door thickness.
- Adjustable in 3 dimensions.
- Distance to cup bore edge D = 3 ~ 7 mm.
- Depth adjustment by cam.
- Spring in opening and closing.

C91E

Collo dritto
Full overlay hinge



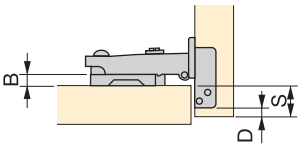

B = 14 + D - S

Descrizione Description	Cod.		
Per vite Screw-on	**10060**	**07**	200
A pressione Knock-in	**10063**	**07**	200

Acciaio / Steel

Mezzo collo
Half overlay hinge



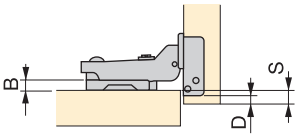

B = 5 + D - S

Descrizione Description	Cod.		
Per vite Screw-on	**10061**	**07**	200
A pressione Knock-in	**10064**	**07**	200

Acciaio / Steel

Collo alto
Insert hinge



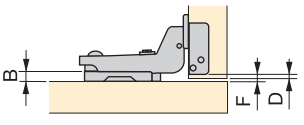

B = D + F - 4,5

Descrizione Description	Cod.		
Per vite Screw-on	**10062**	**07**	200
A pressione Knock-in	**10065**	**07**	200

Acciaio / Steel

SISTEMA DI FISSAGGIO DELLO SCODELLINO
CUP PLATE SYSTEM

Per vite:
Screw-on:

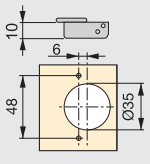

A pressione:
Knock-in:

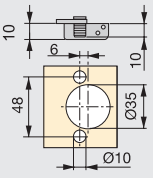

Per il montaggio si raccomanda l'utilizzo di viti TSP Ø4 x 16 Cod. 5032305 o TGS Ø4 x 15 Cod. 5000907 - Ø3,5 x 16 Cod. 5000807.

For the assembly, we recommend to use screws flat head Ø4 x 16 Cod. 5032305 or raised head Ø4 x 15 Cod. 5000907 - Ø3,5 x 16 Cod. 5000807.

www.emuca.com

07 | Nichelato
Nickel plated

CERNIERE C91 CON SCODELLINO Ø35 CON BRACCIO ANGOLARE
C91 HINGES WITH Ø35 CUP WITH ANGLED ARM

Ø35 | SLOW | CLIP

C91

- Braccetto ammortizzatore per chiusura soft della porta.
- Sistema automatico di montaggio della cerniera sulla basetta.
- Spessore della porta da 14 a 24 mm.
- Regolabile tridimensionalmente.
- Tolleranza di foratura dello scodellino D = 3 ~ 7 mm.
- Regolazione in profondità mediante eccentrico.

- Integrated soft closing mechanism.
- Hinge to plate quick fixing system.
- For 14 ~ 24 mm door thickness.
- Adjustable in 3 dimensions.
- Distance to cup bore edge D = 3 ~ 7 mm.
- Depth adjustment by cam.

Braccio a 45°
45° hinge

Descrizione Description	Cod.		
Per vite Screw-on	**19071**	**07**	100

Acciaio / Steel



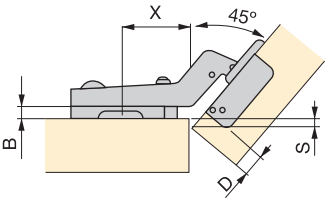

95°

B	D			
	4	5	6	7
0	38 / 3,3	37 / 4	36 / 4,7	35 / 5,4
2	38 / 1,3	37 / 2	36 / 2,7	35 / 3,4
4	38 / −0,7	37 / 0	36 / 0,7	35 / 1,4
	X			S

Braccio a 90°
90° hinge

Descrizione Description	Cod.		
Per vite Screw-on	**10083**	**07**	200

Acciaio / Steel



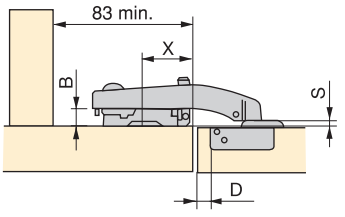

110°

B	D	
	4,0	5,0
0	22,5 / 4,0	21,5 / 4,0
2	22,5 / 2,0	21,5 / 2,0
4	22,5 / 0	21,5 / 0
	X	S

SISTEMA DI FISSAGGIO DELLO SCODELLINO
CUP PLATE SYSTEM

Per vite:
Screw-on:

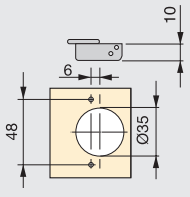

Per il montaggio si raccomanda l'utilizzo di viti TSP Ø4 x 16 Cod. 5032305 o TGS Ø4 x 15 Cod. 5000907 - Ø3,5 x 16 Cod. 5000807.

For the assembly, we recommend to use screws flat head Ø4 x 16 Cod. 5032305 or raised head Ø4 x 15 Cod. 5000907 - Ø3,5 x 16 Cod. 5000807.

Per il montaggio di basetta Cod. 1003507 e 1003607, sottrarre 17 mm di altezza X.

For the assembly plate Cod. 1003507 and 1003607, subtract 17 mm from the X dimension.

CERNIERE C91 CON SCODELLINO Ø35
C91 HINGES WITH Ø35 CUP

Ø35 | 155° | SLOW | CLIP

- Braccetto ammortizzatore per chiusura soft della porta.
- Sistema automatico di montaggio della cerniera alla basetta.
- Spessore della porta da 16 a 24 mm.
- Regolabile tridimensionalmente.
- Tolleranza di foratura dello scodellino D = 3 ~ 6 mm.
- Regolazione in profondità mediante eccentrico.

- Integrated soft closing mechanism.
- Hinge to plate quick fixing system.
- For 16 ~ 24 mm door thickness.
- Adjustable in 3 dimensions.
- Distance to cup bore edge D = 3 ~ 6 mm.
- Depth adjustment by cam.

C91

Cerniere
Hinge



Descrizione Description	Cod.		
Per vite Screw-on	**19067**	**07**	100

Acciaio / Steel

Collo dritto
Full overlay hinge

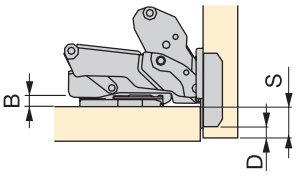

B = 13 + D - S



B=0 1002507
B=2 1002607
B=4 1009007

Mezzo collo
Half overlay hinge

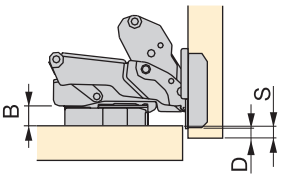

B = 13 + D - S



B=9 1907207

Collo alto
Insert hinge

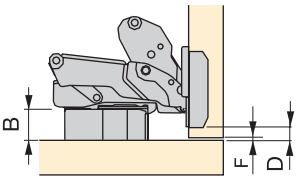

B = 14 + D + F



B=18 1907307

SISTEMA DI FISSAGGIO DELLO SCODELLINO
CUP PLATE SYSTEM

Per vite:
Screw-on:

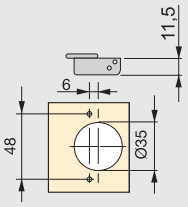

Per il montaggio si raccomanda l'utilizzo di viti TSP Ø4 x 16 Cod. 5032305 o TGS Ø4 x 15 Cod. 5000907 - Ø3,5 x 16 Cod. 5000807.

For the assembly, we recommend to use screws flat head Ø4 x 16 Cod. 5032305 or raised head Ø4 x 15 Cod. 5000907 - Ø3,5 x 16 Cod. 5000807.



Gola
8

CERNIERE C91 PER CRISTALLO O ANTA SOTTILE
C91 HINGE FOR GLASS, MIRROR AND SMALL THICKNESS PANELS

125° | SLOW | CLIP

C91

- Braccetto ammortizzatore per chiusura soft della porta.
- Sistema automatico di montaggio della cerniera alla basetta.
- Spessore della porta: cristallo da 3 a 6 mm e legno da 3 a 10 mm.
- Regolabile tridimensionalmente.
- Tolleranza D = 1,5 ~ 16,5 mm.
- Regolazione in profondità mediante eccentrico.

- Integrated soft closing mechanism.
- Hinge to plate quick fixing system.
- Thickness of the door: glass 3 to 6 mm and wood 3 to 10 mm.
- Adjustable in 3 dimensions.
- Distance D = 1,5 ~ 16,5 mm.
- Depth adjustment by cam.

Cerniera per cristallo o anta sottile
Hinge for glass, mirror and small thickness panels



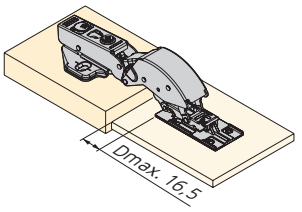

Cod.		
19068	**07**	100

Acciaio / Steel

Collo dritto
Full overlay hinge

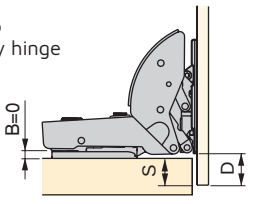

B = D - S - 2,5

Mezzo collo
Half overlay hinge

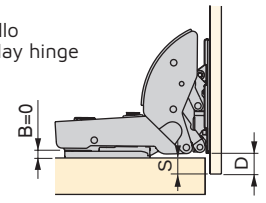

B = D - S - 2,5

Collo alto
Insert hinge

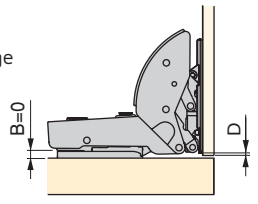

B = D - S - 2,5

FORATURE 37 mm
MACHINING 37 mm

Basetta per vite
Screw-on plate



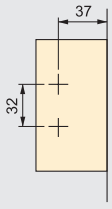

Cod.		
19076	**07**	200

Acciaio / Steel

FORATURE 46 mm
MACHINING 46 mm

Basette C91
C91 Plates



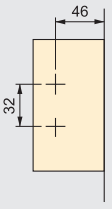

pag. 1.14

Placca di fissaggio cerniera per vetro e legno
Mounting plate for glass hinges and small thickness panels





Descrizione / Description	Cod.		
Vetro / Glass	**19069**	**07**	200
Legno / Wood	**19070**	**07**	200

Zama / Zamak

Si raccomanda di fissare la piastrina alla porta con:
- Adesivo metallo-vetro VITRALIT 6128.
- Adesivo metallo-metacrilato VBB-1.
- Silicone metallo-specchio IC-9009.

Per porte di legno fissare mediante vite filetto legno Ø3.

It is recommended to fix the plate to the door with:
- Adhesive metal-glass VITRALIT 6128.
- Adhesive metal-methacrylate VBB-1.
- Silicone metal-mirros IC-9009.

For wooden door to fix using countersunk screws Ø3.

07 | Nichelato / Nickel plated

CERNIERE C91E CON SCODELLINO Ø26
C91E HINGES WITH Ø26 CUP

Ø26 | 100° | SLOW | CLIP

- Braccetto ammortizzatore per chiusura soft della porta.
- Sistema automatico di montaggio della cerniera sulla basetta.
- Spessore della porta da 12 a 22 mm.
- Regolabile tridimensionalmente.
- Tolleranza di foratura dello scodellino D = 3 ~ 7 mm.
- Regolazione in profondità mediante eccentrico.

- Integrated soft closing mechanism.
- Hinge to plate quick fixing system.
- For 12 ~ 22 mm door thickness.
- Adjustable in 3 dimensions.
- Distance to cup bore edge D = 3 ~ 7 mm.
- Depth adjustment by cam.

C91E

Collo dritto
Full overlay hinge



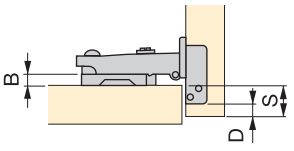

B = 12,5 + D - S

Descrizione Description	Cod.		
Per vite Screw-on	**10084**	**07**	200
A pressione Ø10 Knock-in Ø10	**10087**	**07**	200

Acciaio / Steel

Mezzo collo
Half overlay hinge



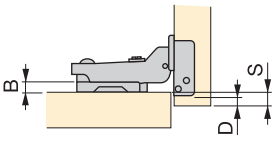

B = 3,5 + D - S

Descrizione Description	Cod.		
Per vite Screw-on	**10085**	**07**	200

Acciaio / Steel

Collo alto
Insert hinge



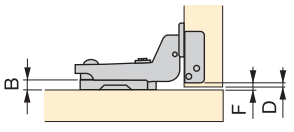

B = D + F - 3,5

Descrizione Description	Cod.		
Per vite Screw-on	**10086**	**07**	200

Acciaio / Steel

SISTEMA DI FISSAGGIO DELLO SCODELLINO
CUP PLATE SYSTEM

Per vite:
Screw-on:

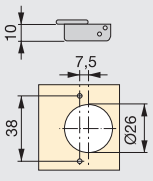

A pressione:
Knock-in:

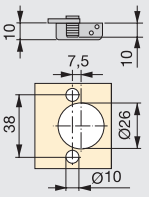

Per il montaggio si raccomanda l'utilizzo di viti TSP Ø4 x 16 Cod. 5032305 o TGS Ø4 x 15 Cod. 5000907 - Ø3,5 x 16 Cod. 5000807.

For the assembly, we recommend to use screws flat head Ø4 x 16 Cod. 5032305 or raised head Ø4 x 15 Cod. 5000907 - Ø3,5 x 16 Cod. 5000807.

CERNIERE C91 PER PROFILI IN ALLUMINIO
C91 HINGES FOR ALUMINIUM PROFILES

110° | SLOW | CLIP

C91

- Braccetto ammortizzatore per chiusura soft della porta.
- Sistema automatico di montaggio della cerniera sulla basetta.
- Altezza del profilo da 19 a 22 mm.
- Regolabile tridimensionalmente.
- Regolazione in profondità mediante eccentrico.

- Integrated soft closing mechanism.
- Hinge to plate quick fixing system.
- Profile width from 19 to 22 mm.
- Adjustable in 3 dimensions.
- Depth adjustment by cam.

Collo dritto
Full overlay hinge

Descrizione Description	Cod.		
Per vite Screw-on	**10022**	**07**	200

Acciaio e zama / Steel and zamak



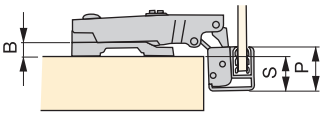

B = P - 2 - S

FORATURA DEL PROFILO
PROFILE MACHINING

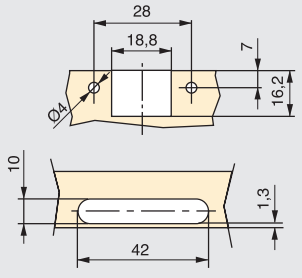

Per il montaggio si raccomanda l'utilizzo di viti testa piana Ø3,5 x 9,5 Cod. 6181307. Viti non incluse.

For the assembly, we recommend to use screw flat head Ø3,5 x 9,5 Cod. 6181307. Screws not included.



Plus
7



BASETTE C91
C91 PLATES

- Regolazione di ±2 mm.
- Compatibili con distanziali e cunei.

- Adjustable by ±2 mm.
- Compatible with spacers and wedges.

C91

Basetta per vite
Screw-on plate



Per il montaggio si raccomanda l'utilizzo di viti TSP Ø4 x 16 Cod. 5032305 o TGS Ø4 x 15 Cod. 5000907 - Ø3,5 x 16 Cod. 5000807.

For the assembly, we recommend to use screws flat head Ø4 x 16 Cod. 5032305 or raised head Ø4 x 15 Cod. 5000907 - Ø3,5 x 16 Cod. 5000807.

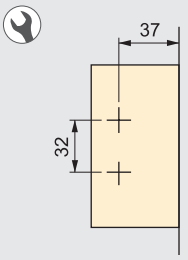

Altezza Height	Cod.		
0	**10025**	**07**	200
2	**10026**	**07**	200
4	**10090**	**07**	200
9	**19072**	**07**	200
18	**19073**	**07**	200

Acciaio / Steel

Basetta a pressione
Knock-in plate



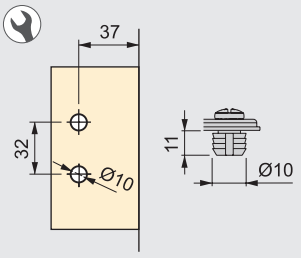

Altezza Height	Cod.		
0	**10033**	**07**	200
2	**10034**	**07**	200

Acciaio / Steel

Basetta montaggio misto
Mixed mounting plate



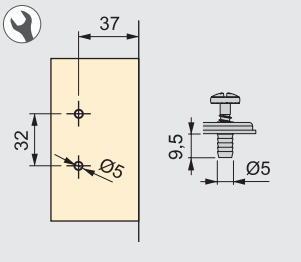

Altezza Height	Cod.		
0	**12520**	**07**	200
2	**10578**	**07**	200

Acciaio / Steel

Basetta Euro
Euro screw plate



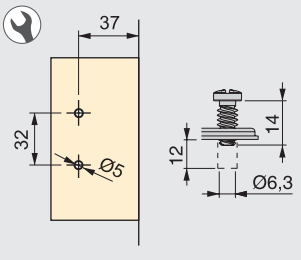

Altezza Height	Cod.		
0	**10029**	**07**	200
2	**10030**	**07**	200
18	**19075**	**07**	200

Acciaio / Steel

Basetta per vite con regolazione eccentrica

Screw-on plate with eccentric regulation

Altezza Height	Cod.		
0	**10027**	**07**	200
2	**10028**	**07**	200

Acciaio / Steel



Per il montaggio si raccomanda l'utilizzo di viti TSP Ø4 x 16 Cod. 5032305 o TGS Ø4 x 15 Cod. 5000907 - Ø3,5 x 16 Cod. 5000807.

For the assembly, we recommend to use screws flat head Ø4 x 16 Cod. 5032305 or raised head Ø4 x 15 Cod. 5000907 - Ø3,5 x 16 Cod. 5000807.

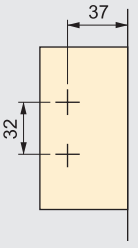

Basetta a pressione con regolazione eccentrica

Knock-in plate with eccentric regulation

Altezza Height	Cod.		
0	**10037**	**07**	200

Acciaio / Steel



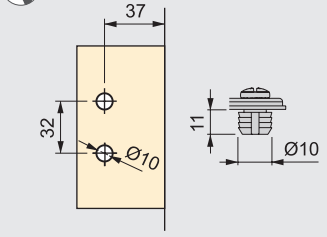

Basetta Euro con regolazione eccentrica

Euro screw plate with eccentric regulation

Altezza Height	Cod.		
0	**10031**	**07**	200
2	**10032**	**07**	200

Acciaio / Steel



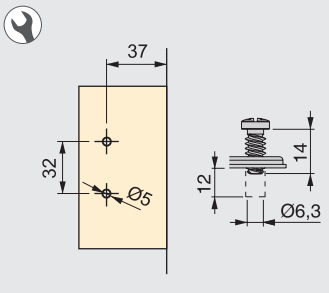

Basetta per vite con regolazione eccentrica

Screw-on plate with eccentric regulation

Altezza Height	Cod.		
2	**10035**	**07**	200

Acciaio / Steel



Per il montaggio si raccomanda l'utilizzo di viti TSP Ø4 x 16 Cod. 5032305 o TGS Ø4 x 15 Cod. 5000907 - Ø3,5 x 16 Cod. 5000807.

For the assembly, we recommend to use screws flat head Ø4 x 16 Cod. 5032305 or raised head Ø4 x 15 Cod. 5000907 - Ø3,5 x 16 Cod. 5000807.

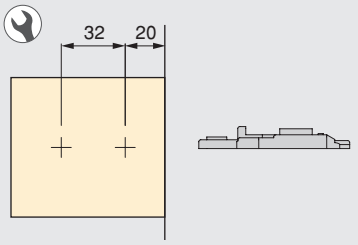

Basetta a pressione con regolazione eccentrica

Knock-in plate with eccentric regulation

Altezza Height	Cod.		
2	**10036**	**07**	200

Acciaio / Steel



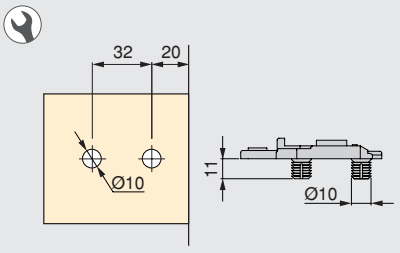



X91

CLIP

Cerniere e basette X91

Cerniere X91 con scodellino Ø35 apertura a 105°
Cerniere X91N con scodellino Ø35 apertura a 105°
Cerniere X91N con scodellino Ø35 senza molla e apertura a 105°
Cerniere X91 con scodellino Ø35 con braccio angolare
Cerniere X91 con scodellino Ø35 apertura a 165°
Basette X91

X91 hinges and plates

X91 105° hinges with Ø35 cup
X91N 105° hinges with Ø35 cup
X91N 105° slide-on unsprung hinges with Ø35 cup
X91 hinges with Ø35 cup with angled arm
X91 165° hinges with Ø35 cup
X91 plates

CERNIERE X91 / X91 HINGES

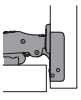 **X91**	Ø35 · 105° · SLOW	 14 ~ 24 mm	DRITTO / FULL	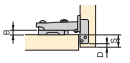	B = 15 + D - S		**1040007**	Ø4x16 **5032305** Ø4x15 **5000907** Ø3,5x16 **5000807**	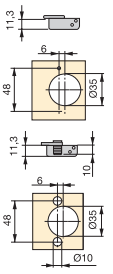
							**1040107**	Ø10x10	
			MEZZO / HALF	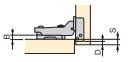	B = 5 + D - S		**1040207**	Ø4x16 **5032305** Ø4x15 **5000907** Ø3,5x16 **5000807**	
							**1040307**	Ø10x10	
			ALTO / INSERT	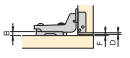	B = D + F - 4		**1040407**	Ø4x16 **5032305** Ø4x15 **5000907** Ø3,5x16 **5000807**	
							**1040507**	Ø10x10	
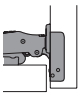 **X91N**	Ø35 · 105° · NORMAL	 14 ~ 24 mm	DRITTO / FULL	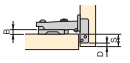	B = 15 + D - S		**1040807**	Ø4x16 **5032305** Ø4x15 **5000907** Ø3,5x16 **5000807**	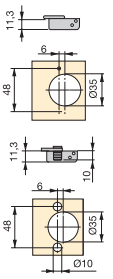
							**1043507**	Ø10x10	
			MEZZO / HALF	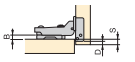	B = 5 + D - S		**1040907**	Ø4x16 **5032305** Ø4x15 **5000907** Ø3,5x16 **5000807**	
							**1043607**	Ø10x10	
			ALTO / INSERT	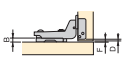	B = D + F - 4		**1041007**	Ø4x16 **5032305** Ø4x15 **5000907** Ø3,5x16 **5000807**	
							**1043707**	Ø10x10	
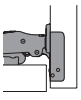 **X91N**	Ø35 · 105° · FREE senza molla slide-on unsprung	 14 ~ 24 mm	DRITTO / FULL	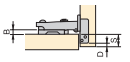	B = 15 + D - S		**1044007**	Ø4x16 **5032305** Ø4x15 **5000907** Ø3,5x16 **5000807**	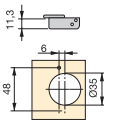
			MEZZO / HALF	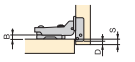	B = 5 + D - S		**1044107**	Ø4x16 **5032305** Ø4x15 **5000907** Ø3,5x16 **5000807**	
			ALTO / INSERT	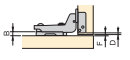	B = D + F - 4		**1044207**	Ø4x16 **5032305** Ø4x15 **5000907** Ø3,5x16 **5000807**	
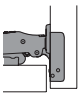 **X91**	Ø35 · 105° · SLOW	 14 ~ 24 mm	BRACCIO / ANGLED 45°	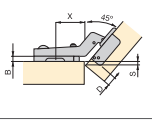	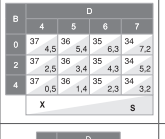		**1040607**	Ø4x16 **5032305** Ø4x15 **5000907** Ø3,5x16 **5000807**	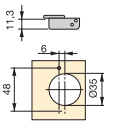
			BRACCIO / ANGLED 90°	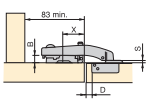			**1040707**	Ø4x16 **5032305** Ø4x15 **5000907** Ø3,5x16 **5000807**	
X91	Ø35 · 165° · SLOW	14 ~ 26 mm	DRITTO / FULL		B = 14 + D - S		**1042807**	Ø4x16 **5032305** Ø4x15 **5000907** Ø3,5x16 **5000807**	
			MEZZO / HALF		B = 4 + D - S		**1042907**	Ø4x16 **5032305** Ø4x15 **5000907** Ø3,5x16 **5000807**	
			ALTO / INSERT		B = D + F - 2		**1043007**	Ø4x16 **5032305** Ø4x15 **5000907** Ø3,5x16 **5000807**	

INFORMAZIONE CERNIERE X91 / X91 HINGES INFORMATION

BASETTE X91 / X91 PLATES										
H = 0	1041107	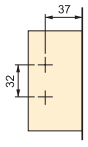	1042207	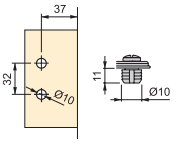	1042407	P=9,5	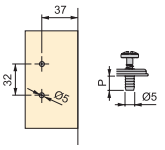	1041307	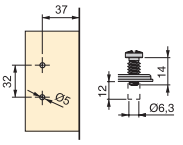
H = 2	1041207		1042307		1043307	P=7,8		1041407	
H = 4	1042607		-		1042507	P=9,5		-	
					1043407	P=7,8			
					-	-			

BASETTE X91 CON REGOLAZIONE ECCENTRICA / X91 PLATES COM WITH ECCENTRIC REGULATION								
H = 0	1041507	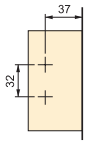	1042707	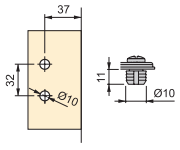	1043107	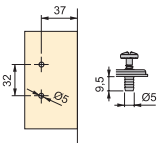	1041707	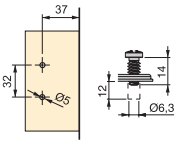
H = 2	1041607		-		1043207		1041807	

DISTANZA MINIMA PORTA ATTIGUA / ADJOINING DOOR MINIMUM DISTANCE

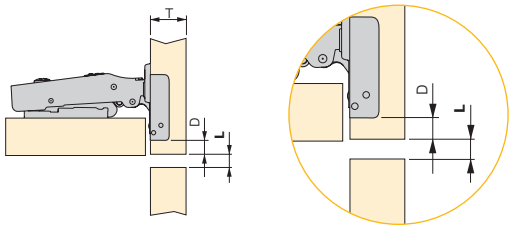

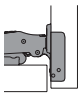

X91

Ø35 · 105° · SLOW

1040007
1040107
1040207
1040307
1040407
1040507
1040607
1040707

L	T=14	T=15	T=16	T=17	T=18	T=19	T=20	T=21	T=22	T=23	T=24
D=3	0,4	0,6	0,8	1,1	1,4	1,8	2,3	2,7	3,3	4,1	4,9
D=4	0,4	0,6	0,9	1,1	1,4	1,8	2,2	2,6	3,1	3,8	4,5
D=5	0,4	0,6	0,9	1,1	1,4	1,8	2,1	2,5	3,	3,5	4,2
D=6	0,4	0,6	0,9	1,1	1,4	1,7	2,0	2,4	2,8	3,4	3,9
D=7	0,4	0,6	0,9	1,1	1,4	1,6	1,9	2,3	2,7	3,2	3,7



X91N

Ø35 · 105° · NORMAL

1040807
1043507
1040907
1043607
1041007
1043707

L	T=14	T=15	T=16	T=17	T=18	T=19	T=20	T=21	T=22	T=23	T=24
D=3	0,4	0,6	0,8	1,1	1,4	1,8	2,3	2,7	3,3	4,1	4,9
D=4	0,4	0,6	0,9	1,1	1,4	1,8	2,2	2,6	3,1	3,8	4,5
D=5	0,4	0,6	0,9	1,1	1,4	1,8	2,1	2,5	3,0	3,5	4,2
D=6	0,4	0,6	0,9	1,1	1,4	1,7	2,0	2,4	2,8	3,4	3,9
D=7	0,4	0,6	0,9	1,1	1,4	1,6	1,9	2,3	2,7	3,2	3,7



X91N

Ø35 · 105° · FREE

senza molla
slide-on unsprung

1044007
1044107
1044207

L	T=14	T=15	T=16	T=17	T=18	T=19	T=20	T=21	T=22	T=23	T=24
D=3	0,4	0,6	0,8	1,1	1,4	1,8	2,3	2,7	3,3	4,1	4,9
D=4	0,4	0,6	0,9	1,1	1,4	1,8	2,2	2,6	3,1	3,8	4,5
D=5	0,4	0,6	0,9	1,1	1,4	1,8	2,1	2,5	3,0	3,5	4,2
D=6	0,4	0,6	0,9	1,1	1,4	1,7	2,0	2,4	2,8	3,4	3,9
D=7	0,4	0,6	0,9	1,1	1,4	1,6	1,9	2,3	2,7	3,2	3,7



X91

Ø35 · 165° · SLOW

1042807
1042907
1043007

L	T=16	T=17	T=18	T=19	T=20	T=21	T=22	T=23	T=24
D=3	0,5	0,5	0,5	0,5	0,5	0,5	0,5	0,5	0,5
D=4	0,5	0,5	0,5	0,5	0,5	0,5	0,5	0,5	0,5
D=5	0,5	0,5	0,5	0,5	0,5	0,5	0,5	0,5	0,5
D=6	0,5	0,5	0,5	0,5	0,5	0,5	0,5	0,5	0,5
D=7	0,5	0,5	0,5	0,5	0,5	0,5	0,5	0,5	0,5

CERNIERE X91 CON SCODELLINO Ø35
X91 HINGES WITH Ø35 CUP

Ø35 | 105° | SLOW | CLIP

X91

- Braccetto ammortizzatore per chiusura soft della porta.
- Sistema automatico di montaggio della cerniera sulla basetta.
- Spessore della porta da 14 a 24 mm.
- Regolabile tridimensionalmente.
- Tolleranza di foratura dello scodellino D = 3 ~ 7 mm.
- Regolazione in profondità mediante eccentrico.
- Molla in apertura e chiusura.

- Integrated soft closing mechanism.
- Hinge to plate quick fixing system.
- For 14 ~ 24 mm door thickness.
- Adjustable in 3 dimensions.
- Distance to cup bore edge d = 3 ~ 7 mm.
- Depth adjustment by cam.
- Spring in opening and closing.

Collo dritto
Full overlay hinge



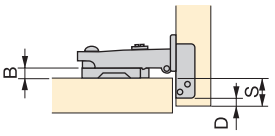

B = 15 + D - S

Descrizione Description	Cod.		
Per vite Screw-on	**10400**	**07**	200
A pressione Knock-in	**10401**	**07**	200

Acciaio / Steel

Mezzo collo
Half overlay hinge



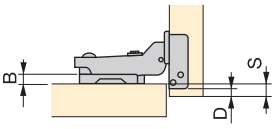

B = 5 + D - S

Descrizione Description	Cod.		
Per vite Screw-on	**10402**	**07**	200
A pressione Knock-in	**10403**	**07**	200

Acciaio / Steel

Collo alto
Insert hinge



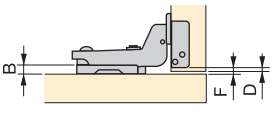

B = D + F - 4

Descrizione Description	Cod.		
Per vite Screw-on	**10404**	**07**	200
A pressione Knock-in	**10405**	**07**	200

Acciaio / Steel

SISTEMA DI FISSAGGIO DELLO SCODELLINO
CUP PLATE SYSTEM

Per vite:
Screw-on:

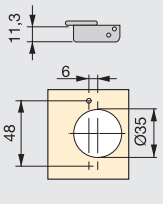

A pressione:
Knock-in:

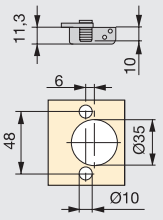

Per il montaggio si raccomanda l'utilizzo di viti TSP Ø4 x 16 Cod. 5032305 o TGS Ø4 x 15 Cod. 5000907 - Ø3,5 x 16 Cod. 5000807.

For the assembly, we recommend to use screws flat head Ø4 x 16 Cod. 5032305 or raised head Ø4 x 15 Cod. 5000907 - Ø3,5 x 16 Cod. 5000807.

CERNIERE X91N CON SCODELLINO Ø35
X91N HINGES WITH Ø35 CUP

Ø35 | 105° | NORMAL | CLIP

- Sistema automatico di montaggio della cerniera sulla basetta.
- Spessore della porta da 14 a 24 mm.
- Regolabile tridimensionalmente.
- Tolleranza di foratura dello scodellino D = 3 ~ 7 mm.
- Regolazione in profondità mediante eccentrico.
- Molla in apertura e chiusura.

- Hinge to plate quick fixing system.
- For 14 ~ 24 mm door thickness.
- Adjustable in 3 dimensions.
- Distance to cup bore edge d = 3 ~ 7 mm.
- Depth adjustment by cam.
- Spring in opening and closing.

X91N

Collo dritto
Full overlay hinge



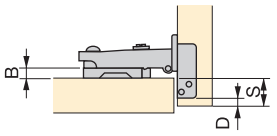

B = 15 + D - S

Descrizione Description	Cod.		
Per vite Screw-on	**10408**	**07**	200
A pressione Knock-in	**10435**	**07**	200

Acciaio / Steel

Mezzo collo
Half overlay hinge



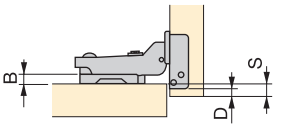

B = 5 + D - S

Descrizione Description	Cod.		
Per vite Screw-on	**10409**	**07**	200
A pressione Knock-in	**10436**	**07**	200

Acciaio / Steel

Collo alto
Insert hinge



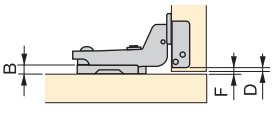

B = D + F - 4

Descrizione Description	Cod.		
Per vite Screw-on	**10410**	**07**	200
A pressione Knock-in	**10437**	**07**	200

Acciaio / Steel

SISTEMA DI FISSAGGIO DELLO SCODELLINO
CUP PLATE SYSTEM

Per vite:
Screw-on:

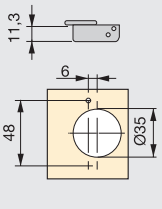

A pressione:
Knock-in:

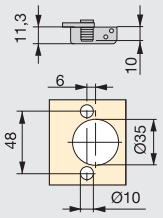

Per il montaggio si raccomanda l'utilizzo di viti TSP Ø4 x 16 Cod. 5032305 o TGS Ø4 x 15 Cod. 5000907 - Ø3,5 x 16 Cod. 5000807.

For the assembly, we recommend to use screws flat head Ø4 x 16 Cod. 5032305 or raised head Ø4 x 15 Cod. 5000907 - Ø3,5 x 16 Cod. 5000807.

Raccomandazione per combinare delle cerniere:
Recommendation to combine hinges:

		LARGHEZZA / WIDTH			
		100 - 300		300 - 600	
		X91	X91N	X91	X91N
ALTEZZA / HEIGHT	300 - 900	1	1	2	0
	900 - 1.600	2	1	2	1
	1.600 - 2.000	2	2	3	1
	2.000 - 2.400	3	2	3	2

CERNIERE X91N CON SCODELLINO Ø35 SENZA MOLLA
X91N SLIDE-ON UNSPRUNG HINGES WITH Ø35 CUP

Ø35 | 105° | FREE | CLIP

X91N

- Sistema automatico di montaggio della cerniera sulla basetta.
- Spessore della porta da 14 a 24 mm.
- Regolabile tridimensionalmente.
- Tolleranza di foratura dello scodellino D = 3 ~ 7 mm.
- Regolazione in profondità mediante eccentrico.

- Hinge to plate quick fixing system.
- For 14 ~ 24 mm door thickness.
- Adjustable in 3 dimensions.
- Distance to cup bore edge d = 3 ~ 7 mm.
- Depth adjustment by cam.

Collo dritto
Full overlay hinge

NEW



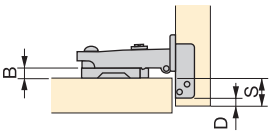

B = 15 + D - S

Descrizione Description	Cod.		
Per vite Screw-on	**10440**	**07**	200

Acciaio / Steel

Mezzo collo
Half overlay hinge

NEW



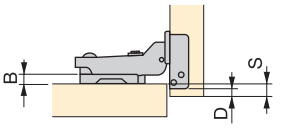

B = 5 + D - S

Descrizione Description	Cod.		
Per vite Screw-on	**10441**	**07**	200

Acciaio / Steel

Collo alto
Insert hinge

NEW



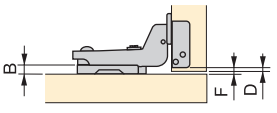

B = D + F - 4

Descrizione Description	Cod.		
Per vite Screw-on	**10442**	**07**	200

Acciaio / Steel



Push Latch
1

SISTEMA DI FISSAGGIO DELLO SCODELLINO
CUP PLATE SYSTEM

Per vite:
Screw-on:

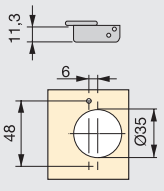

Per il montaggio si raccomanda l'utilizzo di viti TSP Ø4 x 16 Cod. 5032305 o TGS Ø4 x 15 Cod. 5000907 - Ø3,5 x 16 Cod. 5000807.

For the assembly, we recommend to use screws flat head Ø4 x 16 Cod. 5032305 or raised head Ø4 x 15 Cod. 5000907 - Ø3,5 x 16 Cod. 5000807.

Raccomandazione per combinare delle cerniere:
Recommendation to combine hinges:

ALTEZZA / HEIGHT	LARGHEZZA / WIDTH			
	100 - 300		300 - 600	
	X91	X91N	X91	X91N
300 - 900	1	1	2	0
900 - 1.600	2	1	2	1
1.600 - 2.000	2	2	3	1
2.000 - 2.400	3	2	3	2

07 | Nichelato
Nickel plated

CERNIERE X91 CON SCODELLINO Ø35 CON BRACCIO ANGOLARE
X91 HINGES WITH Ø35 CUP WITH ANGLED ARM

Ø35 | 105° | SLOW | CLIP

- Braccetto ammortizzatore per chiusura soft della porta.
- Sistema automatico di montaggio della cerniera sulla basetta.
- Spessore della porta da 14 a 24 mm.
- Regolabile tridimensionalmente.
- Tolleranza di foratura dello scodellino D = 3 ~ 7 mm.
- Regolazione in profondità mediante eccentrico.

- Integrated soft closing mechanism.
- Hinge to plate quick fixing system.
- For 14 ~ 24 mm door thickness.
- Adjustable in 3 dimensions.
- Distance to cup bore edge d = 3 ~ 7 mm.
- Depth adjustment by cam.

X91

Braccio a 45°
45° hinge



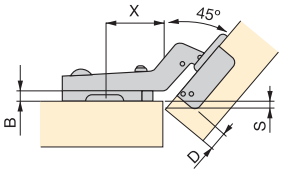

Descrizione Description	Cod.		
Per vite Screw-on	**10406**	**07**	200

Acciaio / Steel

B	D			
	4	5	6	7
0	37 4,5	36 5,4	35 6,3	34 7,2
2	37 2,5	36 3,4	35 4,3	34 5,2
4	37 0,5	36 1,4	35 2,3	34 3,2
	X			S

Braccio a 90°
90° hinge



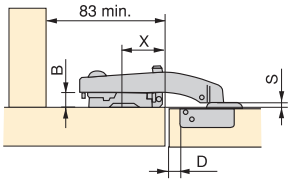

Descrizione Description	Cod.		
Per vite Screw-on	**10407**	**07**	200

Acciaio / Steel

B	D	
	4	5
0	20 2,8	19 2,8
2	20 0,8	19 0,8
4	20 -1,2	19 -1,2
	X	S

SISTEMA DI FISSAGGIO DELLO SCODELLINO
CUP PLATE SYSTEM

Per vite:
Screw-on:

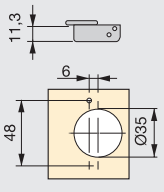

Per il montaggio si raccomanda l'utilizzo di viti TSP Ø4 x 16 Cod. 5032305 o TGS Ø4 x 15 Cod. 5000907 - Ø3,5 x 16 Cod. 5000807.

For the assembly, we recommend to use screws flat head Ø4 x 16 Cod. 5032305 or raised head Ø4 x 15 Cod. 5000907 - Ø3,5 x 16 Cod. 5000807.



CERNIERE X91 CON SCODELLINO Ø35
X91 HINGES WITH Ø35 CUP

Ø35 | 165° | SLOW | CLIP

X91

- Braccetto ammortizzatore per chiusura soft della porta.
- Sistema automatico di montaggio della cerniera sulla basetta.
- Spessore della porta da 14 a 26 mm.
- Regolabile tridimensionalmente.
- Tolleranza di foratura dello scodellino D = 3 ~ 7 mm.
- Regolazione in profondità mediante eccentrico.

- Integrated soft closing mechanism.
- Hinge to plate quick fixing system.
- For 14 ~ 26 mm door thickness.
- Adjustable in 3 dimensions.
- Distance to cup bore edge d = 3 ~ 7 mm.
- Depth adjustment by cam.

Collo dritto
Full overlay hinge



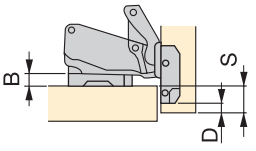

B = 14 + D - S

Descrizione Description	Cod.		
Per vite Screw-on	**10428**	**07**	100

Acciaio / Steel

Mezzo collo
Half overlay hinge



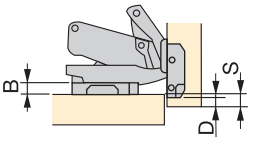

B= 4 + D - S

Descrizione Description	Cod.		
Per vite Screw-on	**10429**	**07**	100

Acciaio / Steel

Collo alto
Insert hinge



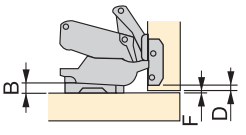

B= D + F - 2

Descrizione Description	Cod.		
Per vite Screw-on	**10430**	**07**	100

Acciaio / Steel

SISTEMA DI FISSAGGIO DELLO SCODELLINO
CUP PLATE SYSTEM

Per vite:
Screw-on:

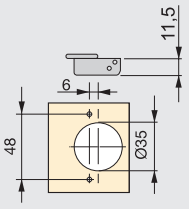

Per il montaggio si raccomanda l'utilizzo di viti TSP Ø4 x 16 Cod. 5032305 o TGS Ø4 x 15 Cod. 5000907 - Ø3,5 x 16 Cod. 5000807.

For the assembly, we recommend to use screws flat head Ø4 x 16 Cod. 5032305 or raised head Ø4 x 15 Cod. 5000907 - Ø3,5 x 16 Cod. 5000807.



Orlando
9

07 | Nichelato
Nickel plated

BASETTE X91
X91 PLATES

- Regolazione di ±2 mm.
- Compatibili con distanziali e cunei.

- Adjustable by ±2 mm.
- Compatible with spacers and wedges.

X91

Basetta per vite
Screw-on plate



Per il montaggio si raccomanda l'utilizzo di viti TSP Ø4 x 16 Cod. 5032305 o TGS Ø4 x 15 Cod. 5000907 - Ø3,5 x 16 Cod. 5000807.

For the assembly, we recommend to use screws flat head Ø4 x 16 Cod. 5032305 or raised head Ø4 x 15 Cod. 5000907 - Ø3,5 x 16 Cod. 5000807.

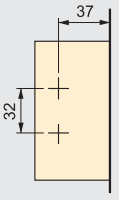

Altezza Height	Cod.		
0	**10411**	**07**	200
2	**10412**	**07**	200
4	**10426**	**07**	200

Acciaio / Steel

Basetta a pressione
Knock-in plate



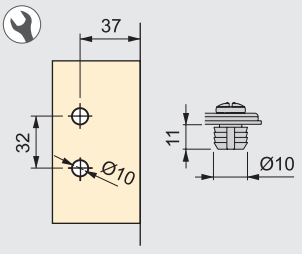

Altezza Height	Cod.		
0	**10422**	**07**	200
2	**10423**	**07**	200

Acciaio / Steel

Basetta montaggio misto
Mixed mounting plate



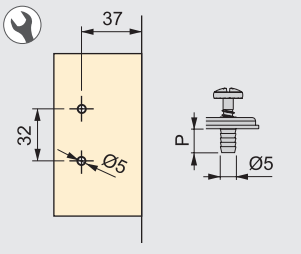

Altezza Height	P	Cod.		
0	9,5	**10424**	**07**	200
2	9,5	**10425**	**07**	200
0	7,8	**10433**	**07**	200
2	7,8	**10434**	**07**	200

Acciaio / Steel

Basetta Euro
Euro screw plate



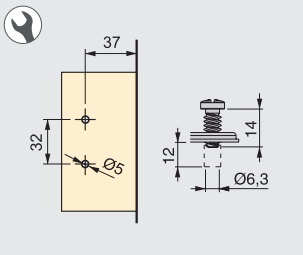

Altezza Height	Cod.		
0	**10413**	**07**	200
2	**10414**	**07**	200

Acciaio / Steel

Basetta per vite con regolazione eccentrica

Screw-on plate with eccentric regulation



Per il montaggio si raccomanda l'utilizzo di viti TSP Ø4 x 16 Cod. 5032305 o TGS Ø4 x 15 Cod. 5000907 - Ø3,5 x 16 Cod. 5000807.

For the assembly, we recommend to use screws flat head Ø4 x 16 Cod. 5032305 or raised head Ø4 x 15 Cod. 5000907 - Ø3,5 x 16 Cod. 5000807.

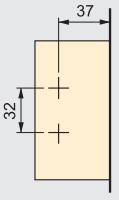

Altezza Height	Cod.		
0	**10415**	**07**	200
2	**10416**	**07**	200

Acciaio / Steel

Basetta a pressione con regolazione eccentrica

Knock-in plate with eccentric regulation



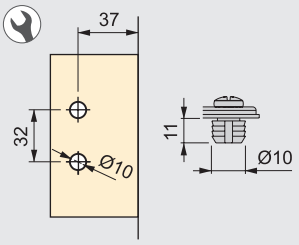

Altezza Height	Cod.		
0	**10427**	**07**	200

Acciaio / Steel

Basetta montaggio misto con regolazione eccentrica

Mixed mounting plate with eccentric regulation



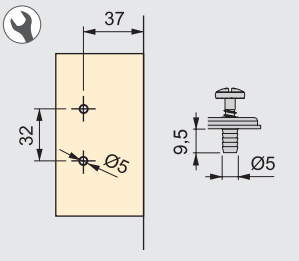

Altezza Height	Cod.		
0	**10431**	**07**	200
2	**10432**	**07**	200

Acciaio / Steel

Basetta Euro con regolazione eccentrica

Euro screw plate with eccentric regulation



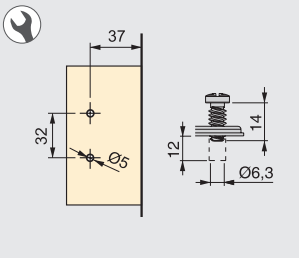

Altezza Height	Cod.		
0	**10417**	**07**	200
2	**10418**	**07**	200

Acciaio / Steel

C95

Cerniere e basette C95

Cerniere C95 con scodellino Ø35 apertura a 110°
Cerniere C95 con scodellino Ø35 senza molla e apertura a 110°
Cerniere C95 con scodellino Ø35 con braccio angolare
Cerniere C95 con scodellino Ø35 apertura a 165°
Cerniere C95 con scodellino Ø40 apertura a 95°
Cerniere C95 per profilo alluminio e apertura a 110°
Basette C95

C95 hinges and plates

C95 110° hinges with Ø35 cup
C95 110° slide-on unsprung hinges with Ø35 cup
C95 hinges with Ø35 cup with angled arm
C95 165° hinges with Ø35 cup
C95 95° hinges with Ø40 cup
C95 110° hinges for aluminium profiles
C95 plates

CERNIERE C95 / C95 HINGES

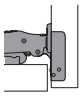 C95	 Ø35 110° NORMAL	 14 ~ 23 mm	DRITTO / FULL	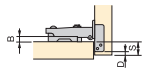	B = 14 + D - S		1236107 1236407	Ø4x16 **5032305** Ø4x15 **5000907** Ø3,5x16 **5000807** Ø10x10	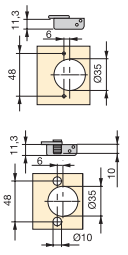
			MEZZO / HALF	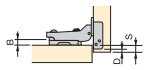	B = 5 + D - S		1236207 1236507	Ø4x16 **5032305** Ø4x15 **5000907** Ø3,5x16 **5000807** Ø10x10	
			ALTO / INSERT	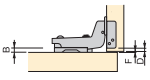	B = D + F - 6		1236307 1236607	Ø4x16 **5032305** Ø4x15 **5000907** Ø3,5x16 **5000807** Ø10x10	
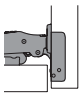 C95	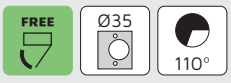 FREE Ø35 110° senza molla slide-on unsprung	 14 ~ 23 mm	DRITTO / FULL	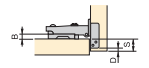	B = 14 + D - S		1269407 1269507	Ø4x16 **5032305** Ø4x15 **5000907** Ø3,5x16 **5000807** Ø10x10	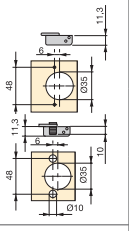
			MEZZO / HALF	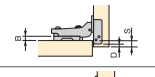	B = 5 + D - S		1269607	Ø4x16 **5032305** Ø4x15 **5000907** Ø3,5x16 **5000807**	
			ALTO / INSERT	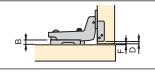	B = D + F - 6		1269707	Ø4x16 **5032305** Ø4x15 **5000907** Ø3,5x16 **5000807**	
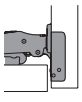 C95	 Ø35 NORMAL	 14 ~ 22 mm	BRACCIO / ANGLED 45°	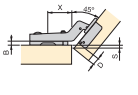	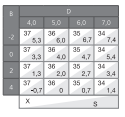		1236707	Ø4x16 **5032305** Ø4x15 **5000907** Ø3,5x16 **5000807**	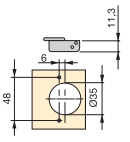
			BRACCIO / ANGLED 30°	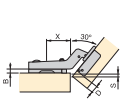	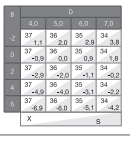		1236807	Ø4x16 **5032305** Ø4x15 **5000907** Ø3,5x16 **5000807**	
			BRACCIO / ANGLED 90°	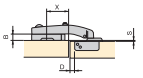	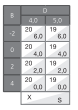		1236907	Ø4x16 **5032305** Ø4x15 **5000907** Ø3,5x16 **5000807**	
			BRACCIO / ANGLED 165°	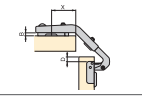	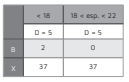		1237007	Ø4x16 **5032305** Ø4x15 **5000907** Ø3,5x16 **5000807**	
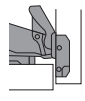 C95	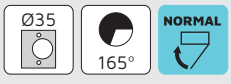 Ø35 165° NORMAL	 14 ~ 26 mm	DRITTO / FULL	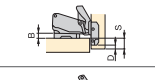	B = 14 + D - S		1237107	Ø4x16 **5032305** Ø4x15 **5000907** Ø3,5x16 **5000807**	
			MEZZO / HALF		B = 5 + D - S		1237207	Ø4x16 **5032305** Ø4x15 **5000907** Ø3,5x16 **5000807**	
			ALTO / INSERT		B = D + F		1237307	Ø4x16 **5032305** Ø4x15 **5000907** Ø3,5x16 **5000807**	
C95	Ø40 95° NORMAL	20 ~ 40 mm	DRITTO / FULL		B = 19 + D - S		1237407	Ø4x16 **5032305** Ø4x15 **5000907** Ø3,5x16 **5000807**	
			MEZZO / HALF		B = 10 + D - S		1237507	Ø4x16 **5032305** Ø4x15 **5000907** Ø3,5x16 **5000807**	
			ALTO / INSERT		B = D + F - 6		1237607	Ø4x16 **5032305** Ø4x15 **5000907** Ø3,5x16 **5000807**	
C95	110° NORMAL	PROFILI IN ALLUMINIO ALUMINIUM PROFILES	DRITTO / FULL		B = P - 2 - S		1245107	Ø3,5x9,5 **6181307**	

INFORMAZIONE CERNIERE C95 / C95 HINGES INFORMATION

BASETTE C95 / C95 PLATES

H = -2	1246407	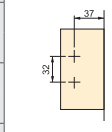	1256107	P = 11	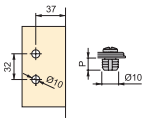	-	-	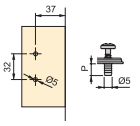	1257107	L = 14	P = 12	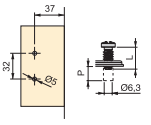
H = 0	1238107		1256207	P = 11		1005207	P = 9,5		1257207	L = 14	P = 12	
H = 2	1238207		1256307	P = 11		1251407	P = 7,8		-	-	-	
H = 4	1238307		-	-		1251507	P = 7,8		1257307	L = 14	P = 12	
						-	-		-	-	-	
									-	-	-	

DISTANZA MINIMA PORTA ATTIGUA / ADJOINING DOOR MINIMUM DISTANCE

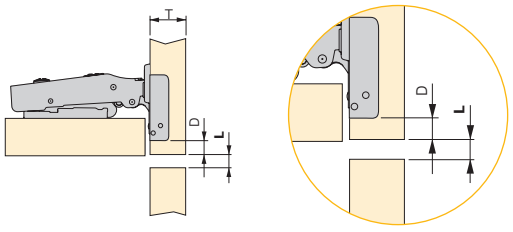

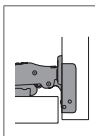

C95



1236107
1236407
1236207
1236507
1236307
1236607

L	T=14	T=15	T=16	T=17	T=18	T=19	T=20	T=21	T=22	T=23	T=24
D=3	0,25	0,40	0,60	0,80	1,10	1,45	1,85	2,40	3,10	3,85	4,70
D=4	0,25	0,40	0,60	0,80	1,05	1,35	1,75	2,20	2,75	3,50	4,25
D=5	0,25	0,40	0,60	0,70	1,00	1,30	1,65	2,10	2,60	3,20	3,90
D=6	0,2	0,35	0,55	0,70	0,95	1,25	1,60	2,00	2,45	3,00	3,60
D=7	0,2	0,35	0,55	0,65	0,90	1,20	1,50	1,90	2,30	2,80	3,40

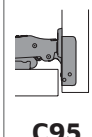

C95

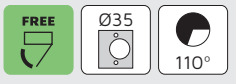

senza molla
slide-on unsprung

1269407
1269507
1269607
1269707

L	T=14	T=15	T=16	T=17	T=18	T=19	T=20	T=21	T=22	T=23	T=24
D=3	0,25	0,40	0,60	0,80	1,10	1,45	1,85	2,40	3,10	3,85	4,70
D=4	0,25	0,40	0,60	0,80	1,05	1,35	1,75	2,20	2,75	3,50	4,25
D=5	0,25	0,40	0,60	0,70	1,00	1,30	1,65	2,10	2,60	3,20	3,90
D=6	0,2	0,35	0,55	0,70	0,95	1,25	1,60	2,00	2,45	3,00	3,60
D=7	0,2	0,35	0,55	0,65	0,90	1,20	1,50	1,90	2,30	2,80	3,40



C95



1237107
1237207
1237307

L	T=14	T=15	T=16	T=17	T=18	T=19	T=20	T=21	T=22	T=23	T=24	T=25	T=26
D=3	0,0	0,0	0,0	0,0	0,0	0,0	0,0	0,0	0,0	0,2	0,6	1,1	4,4
D=4	0,0	0,0	0,0	0,0	0,0	0,0	0,0	0,0	0,0	0,3	0,7	2,4	3,6
D=5	0,0	0,0	0,0	0,0	0,0	0,0	0,0	0,0	0,0	0,3	0,9	2,0	2,9
D=6	0,0	0,0	0,0	0,0	0,0	0,0	0,0	0,0	0,0	0,3	0,8	1,5	2,3
D=7	0,0	0,0	0,0	0,0	0,0	0,0	0,0	0,0	0,0	0,2	0,6	1,2	1,9
D=8	0,0	0,0	0,0	0,0	0,0	0,0	0,0	0,0	0,0	0,2	0,5	1,0	1,6

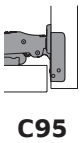

C95

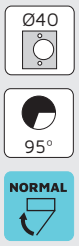

1237407
1237507
1237607

L	T=20	T=21	T=22	T=23	T=24	T=25	T=26	T=27	T=28	T=29	T=30	T=31	T=32	T=33	T=34	T=35	T=36	T=37	T=38	T=39	T=40
D=3	0,75	0,90	1,10	1,25	1,45	1,70	1,90	2,15	2,45	2,70	3,55	4,50	5,40	6,35	7,30	8,30	9,25	10,20	11,20	12,15	13,15
D=4	0,75	0,90	1,10	1,20	1,40	1,65	1,90	2,10	2,40	2,65	3,00	3,90	4,75	5,75	6,80	7,70	8,65	9,60	10,55	11,50	12,50
D=5	0,75	0,90	1,05	1,20	1,40	1,60	1,85	2,10	2,35	2,60	2,90	3,30	4,20	5,10	6,00	6,90	7,85	8,80	9,70	10,70	11,65
D=6	0,75	0,90	1,05	1,20	1,40	1,60	1,80	2,05	2,30	2,60	2,90	3,20	3,65	4,50	5,40	6,30	7,25	8,15	9,10	10,00	10,95
D=7	0,75	0,90	1,00	1,20	1,40	1,60	1,80	2,00	2,30	2,55	2,80	3,10	3,45	4,00	4,85	5,75	6,65	7,55	8,45	9,40	10,30
D=8	0,70	0,85	1,00	1,20	1,40	1,55	1,80	2,00	2,25	2,50	2,80	3,00	3,40	3,75	4,40	5,25	6,10	7,00	7,90	8,80	9,70
D=9	0,70	0,85	1,00	1,20	1,35	1,55	1,75	2,00	2,20	2,50	2,80	3,00	3,30	3,70	4,10	4,80	5,65	6,50	7,35	8,25	9,10
D=10	0,70	0,85	1,00	1,15	1,35	1,50	1,70	1,95	2,20	2,45	2,70	3,00	3,30	3,60	4,00	4,40	5,20	6,00	6,85	7,70	8,60
D=11	0,70	0,85	1,00	1,15	1,35	1,50	1,70	1,90	2,15	2,40	2,70	3,00	3,20	3,55	3,90	4,30	4,80	5,60	6,40	7,25	8,10
D=12	0,70	0,85	0,95	1,15	1,30	1,50	1,70	1,90	2,10	2,35	2,65	2,90	3,20	3,50	3,85	4,20	4,60	5,25	6,00	6,80	7,60
D=13	0,70	0,85	0,95	1,10	1,30	1,50	1,65	1,90	2,10	2,30	2,60	2,85	3,10	3,45	3,80	4,15	4,50	5,00	6,56	6,40	7,20
D=14	0,65	0,80	0,90	1,10	1,25	1,40	1,65	1,85	2,05	2,30	2,55	2,80	3,10	3,40	3,70	4,10	4,40	4,85	5,40	6,10	6,80
D=15	0,65	0,80	0,90	1,10	1,25	1,40	1,65	1,80	2,05	2,30	2,50	2,80	3,05	3,35	3,65	4,00	4,35	4,75	5,20	5,80	6,50



C95



1245107

L	PLUS	
2,1	PLUS 7	
2,2	PLUS 10	

CERNIERE C95 CON SCODELLINO Ø35
C95 HINGES WITH Ø35 CUP

Ø35 | 110° | NORMAL

- Chiusura con molla.
- Spessore della porta da 14 a 23 mm.
- Regolabile tridimensionalmente.
- Tolleranza di foratura dello scodellino D = 3 ~ 7 mm.

- Spring closure.
- For 14 ~ 23 mm door thickness.
- Adjustable in 3 dimensions.
- Distance to cup bore edge D = 3 ~ 7 mm.

C95

Collo dritto
Full overlay hinge



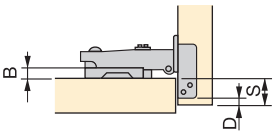

B = 14 + D - S

Descrizione Description	Cod.		
Per vite Screw-on	**12361**	**07**	200
A pressione Knock-in	**12364**	**07**	200

Acciaio / Steel

Mezzo collo
Half overlay hinge



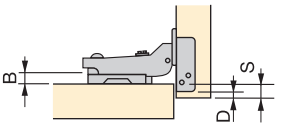

B = 5 + D - S

Descrizione Description	Cod.		
Per vite Screw-on	**12362**	**07**	200
A pressione Knock-in	**12365**	**07**	200

Acciaio / Steel

Collo alto
Insert hinge



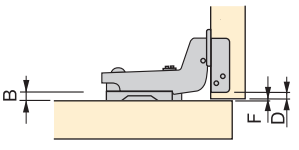

B = D + F - 6

Descrizione Description	Cod.		
Per vite Screw-on	**12363**	**07**	200
A pressione Knock-in	**12366**	**07**	200

Acciaio / Steel

SISTEMA DI FISSAGGIO DELLO SCODELLINO
CUP PLATE SYSTEM

Per vite:
Screw-on:

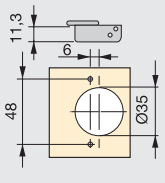

A pressione:
Knock-in:

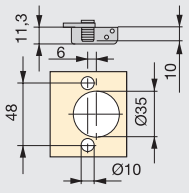

Per il montaggio si raccomanda l'utilizzo di viti TSP Ø4 x 16 Cod. 5032305 o TGS Ø4 x 15 Cod. 5000907 - Ø3,5 x 16 Cod. 5000807.

For the assembly, we recommend to use screws flat head Ø4 x 16 Cod. 5032305 or raised head Ø4 x 15 Cod. 5000907 - Ø3,5 x 16 Cod. 5000807.



Setubal
9

CERNIERE C95 CON SCODELLINO Ø35 SENZA MOLLA
C95 SLIDE-ON UNSPRUNG HINGES WITH Ø35 CUP

FREE | Ø35 | 110°

C95

- Richiede di una chiusura per il perfetto funzionamento.
- Spessore della porta da 14 a 23 mm.
- Regolabile tridimensionalmente.
- Tolleranza di foratura dello scodellino D = 3 ~ 7 mm.

- A catch is required for correct performance.
- For 14 ~ 23 mm door thickness.
- Adjustable in 3 dimensions.
- Distance to cup bore edge D = 3 ~ 7 mm.

Collo dritto
Full overlay hinge

NEW



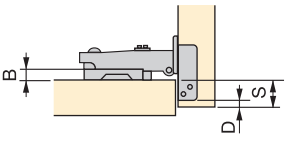

B = 14 + D - S

Descrizione Description	Cod.		
Per vite Screw-on	**12694**	**07**	200
A pressione Knock-in	**12695**	**07**	200

Acciaio / Steel

Mezzo collo
Half overlay hinge

NEW



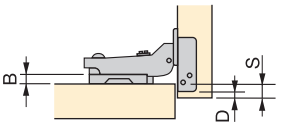

B = 5 + D - S

Descrizione Description	Cod.		
Per vite Screw-on	**12696**	**07**	200

Acciaio / Steel

Collo alto
Insert hinge

NEW



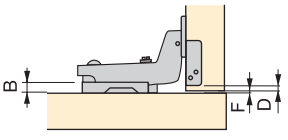

B = D + F - 6

Descrizione Description	Cod.		
Per vite Screw-on	**12697**	**07**	200

Acciaio / Steel



Push Latch
1

SISTEMA DI FISSAGGIO DELLO SCODELLINO
CUP PLATE SYSTEM

Per vite:
Screw-on:

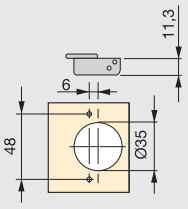

A pressione:
Knock-in:

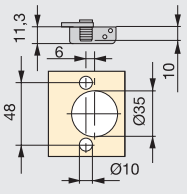

Per il montaggio si raccomanda l'utilizzo di viti TSP Ø4 x 16 Cod. 5032305 o TGS Ø4 x 15 Cod. 5000907 - Ø3,5 x 16 Cod. 5000807.

For the assembly, we recommend to use screws flat head Ø4 x 16 Cod. 5032305 or raised head Ø4 x 15 Cod. 5000907 - Ø3,5 x 16 Cod. 5000807.

Si raccomanda l'utilizzo di un sistema di chiusura magnetico o a scatto.

Recommended for use with the magnetic or mini-latch systems.

CERNIERE C95 CON SCODELLINO Ø35 CON BRACCIO ANGOLARE
C95 HINGES WITH Ø35 CUP WITH ANGLED ARM

Ø35 NORMAL

- Chiusura con molla.
- Spessore della porta da 14 a 22 mm.
- Regolabile tridimensionalmente.
- Tolleranza di foratura dello scodellino D = 3 ~ 7 mm.

- Spring closure.
- Door thickness from 14 to 22 mm.
- Adjustable in 3 dimensions.
- Distance to cup bore edge D = 3 ~ 7 mm.

C95

Braccio a 45°
45° hinge

Descrizione Description	Cod.		
Per vite Screw-on	**12367**	**07**	200

Acciaio / Steel



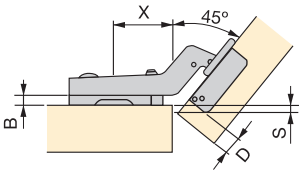

B \ D	4,0	5,0	6,0	7,0
-2	37 5,3	36 6,0	35 6,7	34 7,4
0	37 3,3	36 4,0	35 4,7	34 5,4
2	37 1,3	36 2,0	35 2,7	34 3,4
4	37 -0,7	36 0	35 0,7	34 1,4

X \ S

95°

Braccio a 30°
30° hinge

Descrizione Description	Cod.		
Per vite Screw-on	**12368**	**07**	200

Acciaio / Steel



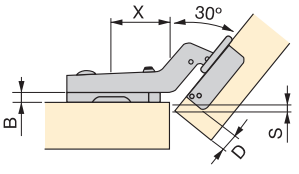

B \ D	4,0	5,0	6,0	7,0
-2	37 1,1	36 2,0	35 2,9	34 3,8
0	37 -0,9	36 0,0	35 0,9	34 1,8
2	37 -2,9	36 -2,0	35 -1,1	34 -0,2
4	37 -4,9	36 -4,0	35 -3,1	34 -2,2
6	37 -6,9	36 -6,0	35 -5,1	34 -4,2

X \ S

100°

Braccio a 90°

90° hinge

Descrizione Description	Cod.		
Per vite Screw-on	**12369**	**07**	200

Acciaio / Steel



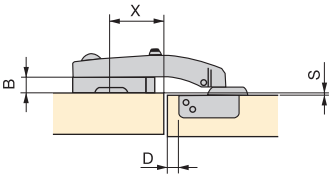

B	D 4,0	D 5,0
-2	20 / 6,0	19 / 6,0
0	20 / 4,0	19 / 4,0
2	20 / 2,0	19 / 2,0
4	20 / 0,0	19 / 0,0
	X	S

110°

Braccio doppia porta 135°

Double door hinge 135°

Descrizione Description	Cod.		
Per vite Screw-on	**12370**	**07**	200

Acciaio / Steel



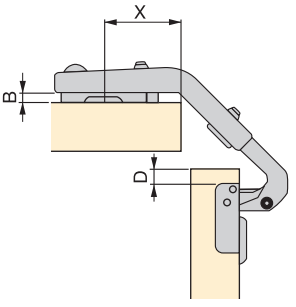

	Spessore della porta < 18 Door thickness < 18	18 < spessore < 22 18 < thickness < 22
	D = 5	D = 5
B	2	0
X	37	37

25°

SISTEMA DI FISSAGGIO DELLO SCODELLINO
CUP PLATE SYSTEM

Per vite:
Screw-on:

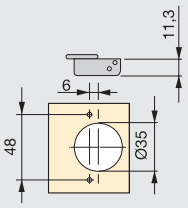

Per il montaggio si raccomanda l'utilizzo di viti TSP Ø4 x 16 Cod. 5032305 o TGS Ø4 x 15 Cod. 5000907 - Ø3,5 x 16 Cod. 5000807.

For the assembly, we recommend to use screws flat head Ø4 x 16 Cod. 5032305 or raised head Ø4 x 15 Cod. 5000907 - Ø3,5 x 16 Cod. 5000807.



CERNIERE C95 CON SCODELLINO Ø35
C95 HINGES WITH Ø35 CUP

Ø35 | 165° | NORMAL

- Chiusura con molla.
- Spessore della porta da 14 a 26 mm.
- Regolabile tridimensionalmente.
- Tolleranza di foratura dello scodellino D = 3 ~ 8 mm.

- Spring closure.
- For 14 ~ 26 mm door thickness.
- Adjustable in 3 dimensions.
- Distance to cup bore edge D = 3 ~ 8 mm.

C95

Collo dritto
Full overlay hinge



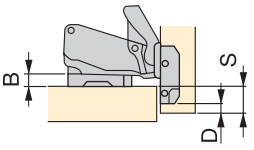

B = 14 + D - S

Descrizione Description	Cod.		
Per vite Screw-on	**12371**	**07**	100

Acciaio / Steel

Mezzo collo
Half overlay hinge



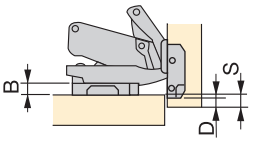

B = 5 + D - S

Descrizione Description	Cod.		
Per vite Screw-on	**12372**	**07**	100

Acciaio / Steel

Collo alto
Insert hinge



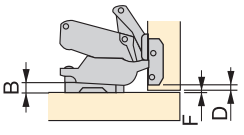

B = D + F

Descrizione Description	Cod.		
Per vite Screw-on	**12373**	**07**	100

Acciaio / Steel

SISTEMA DI FISSAGGIO DELLO SCODELLINO
CUP PLATE SYSTEM

Per vite:
Screw-on:

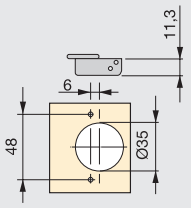

Per il montaggio si raccomanda l'utilizzo di viti TSP Ø4 x 16 Cod. 5032305 o TGS Ø4 x 15 Cod. 5000907 - Ø3,5 x 16 Cod. 5000807.

For the assembly, we recommend to use screws flat head Ø4 x 16 Cod. 5032305 or raised head Ø4 x 15 Cod. 5000907 - Ø3,5 x 16 Cod. 5000807.



CERNIERE C95 CON SCODELLINO Ø40
C95 HINGES WITH Ø40 CUP

Ø40 | 95° | NORMAL

C95

- Chiusura con molla.
- Spessore della porta da 20 a 40 mm.
- Regolabile tridimensionalmente.
- Tolleranza di foratura dello scodellino D = 3 ~ 15 mm.

- Spring closure.
- For 20 ~ 40 mm door thickness.
- Adjustable in 3 dimensions.
- Distance to cup bore edge D = 3 ~15 mm.

Collo dritto
Full overlay hinge



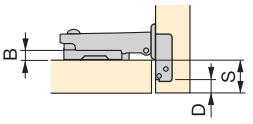

B = 19 + D - S

Descrizione Description	Cod.		
Per vite Screw-on	**12374**	**07**	200

Acciaio / Steel

Mezzo collo
Half overlay hinge



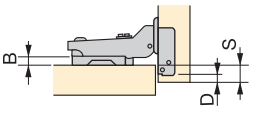

B = 10 + D - S

Descrizione Description	Cod.		
Per vite Screw-on	**12375**	**07**	200

Acciaio / Steel

Collo alto
Insert hinge



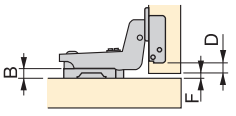

B = D + F - 6

Descrizione Description	Cod.		
Per vite Screw-on	**12376**	**07**	200

Acciaio / Steel

SISTEMA DI FISSAGGIO DELLO SCODELLINO
CUP PLATE SYSTEM

Per vite:
Screw-on:

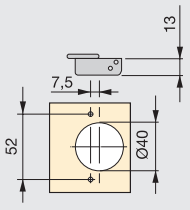

Per il montaggio si raccomanda l'utilizzo di viti TSP Ø4 x 16 Cod. 5032305 o TGS Ø4 x 15 Cod. 5000907 - Ø3,5 x 16 Cod. 5000807.

For the assembly, we recommend to use screws flat head Ø4 x 16 Cod. 5032305 or raised head Ø4 x 15 Cod. 5000907 - Ø3,5 x 16 Cod. 5000807.

CERNIERE C95 PER PROFILO ALLUMINIO
C95 HINGES FOR ALUMINIUM PROFILES

110°

NORMAL

- Chiusura con molla.
- Spessore profilo da 19 a 24 mm.
- Regolabile tridimensionalmente.

- Spring closure.
- For 19 ~ 24 mm profile thickness.
- Adjustable in 3 dimensions.

C95

Collo dritto
Full overlay hinge

Descrizione Description	Cod.		
Per vite Screw-on	**12451**	**07**	200

Acciaio e zama / Steel and zamak



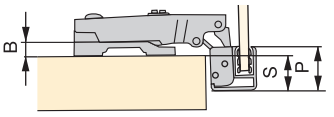

B = P - 2 - S

FORATURA DEL PROFILO
PROFILE MACHINING

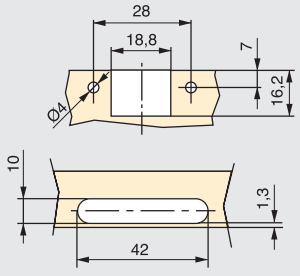

Per il montaggio si raccomanda l'utilizzo di viti testa piana Ø3,5 x 9,5 Cod. 6181307. Viti non incluse.

For the assembly, we recommend to use screw flat head Ø3,5 x 9,5 Cod. 6181307. Screws not included.



Plus
7



BASETTE C95
C95 PLATES

C95

- Regolazione di ±2 mm.
- Compatibili con distanziali e cunei.

- Adjustable by ±2 mm.
- Compatible with spacers and wedges.

Basetta per vite
Screw-on plate



Per il montaggio si raccomanda l'utilizzo di viti TSP Ø4 x 16 Cod. 5032305 o TGS Ø4 x 15 Cod. 5000907 - Ø3,5 x 16 Cod. 5000807.

For the assembly, we recommend to use screws flat head Ø4 x 16 Cod. 5032305 or raised head Ø4 x 15 Cod. 5000907 - Ø3,5 x 16 Cod. 5000807.

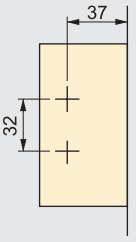

Altezza Height	Cod.		
-2	**12464**	**07**	200
0	**12381**	**07**	200
2	**12382**	**07**	200
4	**12383**	**07**	200

Acciaio / Steel

Basetta a pressione
Knock-in plate



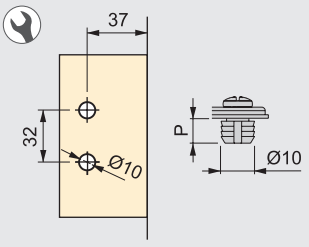

Altezza Height	P	Cod.		
-2	11	**12561**	**07**	200
0	11	**12562**	**07**	200
2	11	**12563**	**07**	200

Acciaio / Steel

Basetta montaggio misto
Mixed mounting plate



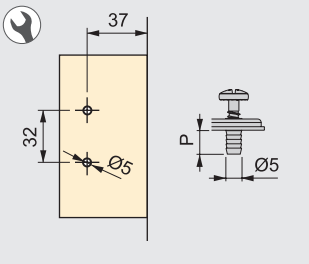

Altezza Height	P	Cod.		
0	9,5	**10052**	**07**	200
0	7,8	**12514**	**07**	200
2	7,8	**12515**	**07**	200

Acciaio / Steel

Basetta Euro
Euro screw plate



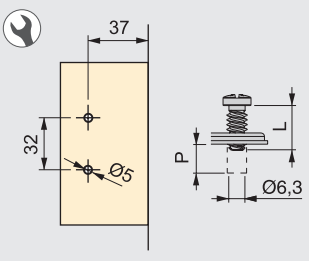

Altezza Height	L	P	Cod.		
-2	14	12	**12571**	**07**	200
0	14	12	**12572**	**07**	200
2	14	12	**12573**	**07**	200

Acciaio / Steel

X95

Cerniere e basette X95

Cerniere X95 con scodellino Ø35 apertura a 110°
Basette X95

X95 hinges and plates

X95 110° hinges with Ø35 cup
X95 plates

CERNIERE X95 / X95 HINGES

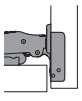 X95	 Ø35 110° NORMAL	 14 ~ 23 mm	DRITTO / FULL	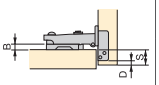	B = 14 + D - S		1030007	Ø4x16 **5032305** Ø4x15 **5000907** Ø3,5x16 **5000807**	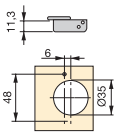
							1030707	Ø10x10	
			MEZZO / HALF	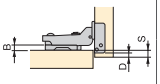	B = 5 + D - S		1030107	Ø4x16 **5032305** Ø4x15 **5000907** Ø3,5x16 **5000807**	
							1030807	Ø10x10	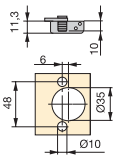
			ALTO / INSERT	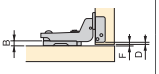	B = D + F -4		1030207	Ø4x16 **5032305** Ø4x15 **5000907** Ø3,5x16 **5000807**	
							1030907	Ø10x10	

BASETTE X95 / X95 PLATES

H = -2	1030307	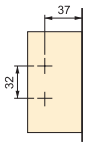	1030507	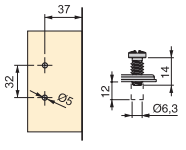
H = 0	1030407		1030607	

DISTANZA MINIMA PORTA ATTIGUA / ADJOINING DOOR MINIMUM DISTANCE

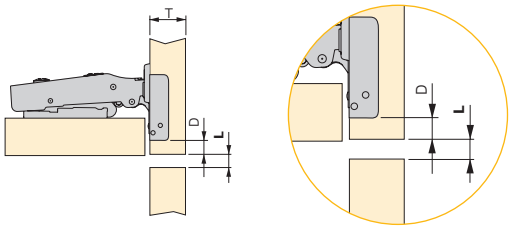

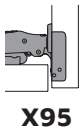 X95	 Ø35 110° NORMAL	1030007 1030707 1030107 1030807 1030207 1030907

L	T=14	T=15	T=16	T=17	T=18	T=19	T=20	T=21	T=22	T=23	T=24
D=3	0,3	0,45	0,65	0,85	1,15	1,5	1,9	3,15	3,15	3,9	4,75
D=4	0,3	0,45	0,65	0,85	1,1	1,4	1,8	2,8	2,80	3,55	4,3
D=5	0,3	0,45	0,65	0,75	1,0	1,35	1,7	2,65	2,65	3,25	3,95
D=6	0,25	0,4	0,6	0,75	1,0	1,3	1,65	2,5	2,5	3,0	3,65
D=7	0,25	0,4	0,6	0,7	0,95	1,25	1,5	2,35	2,35	2,85	3,45

CERNIERE X95 CON SCODELLINO Ø35
X95 HINGES WITH Ø35 CUP

Ø35 | 110° | NORMAL

X95

- Chiusura con molla.
- Spessore della porta da 14 a 23 mm.
- Regolabile tridimensionalmente.
- Tolleranza di foratura dello scodellino D = 3 ~ 8 mm.

- Spring closure.
- Door thickness from 14 to 23 mm.
- Adjustable in 3 dimensions.
- Distance to cup bore edge d = 3 ~ 8 mm.

Collo dritto
Full overlay hinge



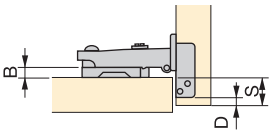

B = 14 + D - S

Descrizione Description	Cod.		
Per vite Screw-on	**10300**	**07**	200
A pressione Knock-in	**10307**	**07**	200

Acciaio / Steel

Mezzo collo
Half overlay hinge



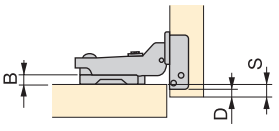

B = 5 + D - S

Descrizione Description	Cod.		
Per vite Screw-on	**10301**	**07**	200
A pressione Knock-in	**10308**	**07**	200

Acciaio / Steel

Collo alto
Insert hinge



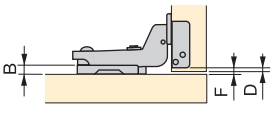

B = D + F - 4

Descrizione Description	Cod.		
Per vite Screw-on	**10302**	**07**	200
A pressione Knock-in	**10309**	**07**	200

Acciaio / Steel

SISTEMA DI FISSAGGIO DELLO SCODELLINO
CUP PLATE SYSTEM

Per vite:
Screw-on:

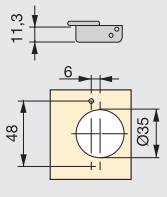

A pressione:
Knock-in:

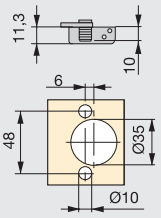

Per il montaggio si raccomanda l'utilizzo di viti TSP Ø4 x 16 Cod. 5032305 o TGS Ø4 x 15 Cod. 5000907 - Ø3,5 x 16 Cod. 5000807.

For the assembly, we recommend to use screws flat head Ø4 x 16 Cod. 5032305 or raised head Ø4 x 15 Cod. 5000907 - Ø3,5 x 16 Cod. 5000807.

BASETTE X95
X95 PLATES

- Regolazione di ±2 mm.
- Compatibili con distanziali e cunei.

- Adjustable by ±2 mm.
- Compatible with spacers and wedges.

X95

Basetta per vite
Screw-on plate



Per il montaggio si raccomanda l'utilizzo di viti TSP Ø4 x 16 Cod. 5032305 o TGS Ø4 x 15 Cod. 5000907 - Ø3,5 x 16 Cod. 5000807.

For the assembly, we recommend to use screws flat head Ø4 x 16 Cod. 5032305 or raised head Ø4 x 15 Cod. 5000907 - Ø3,5 x 16 Cod. 5000807.

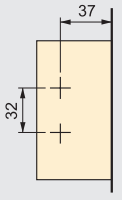

Altezza Height	Cod.		
-2	**10303**	**07**	200
0	**10304**	**07**	200

Acciaio / Steel

Basetta Euro
Euro screw plate



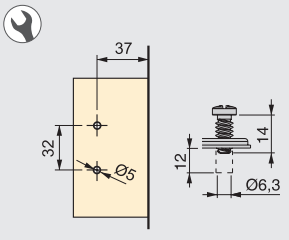

Altezza Height	Cod.		
-2	**10305**	**07**	200
0	**10306**	**07**	200

Acciaio / Steel



C50

Cerniere e basette C50

Cerniere C50 con scodellino Ø35 apertura a 105°
Basette C50

C50 hinges and plates

C50 105° hinges with Ø35 cup
C50 plates

CERNIERE C50 / C50 HINGES

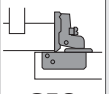 C50	 Ø35 105° NORMAL	 16 ~ 23 mm	DRITTO / FULL	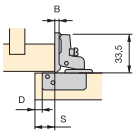 B 33,5 D S	B = 12 + D - S		**1249907**	Ø4x16 **5032305** Ø4x15 **5000907** Ø3,5x16 **5000807**	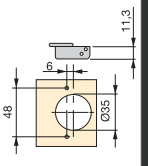 11,3 6 48 Ø35

BASETTE C50 / C50 PLATES

H = 3	**1249807**	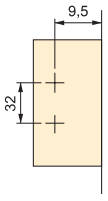 9,5 32

DISTANZA MINIMA PORTA ATTIGUA / ADJOINING DOOR MINIMUM DISTANCE

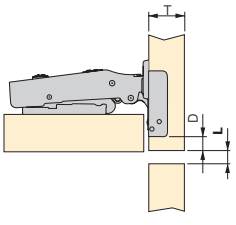

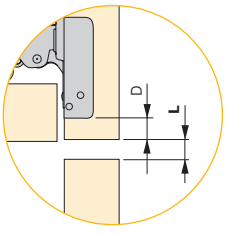

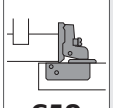 C50	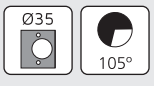 Ø35 105°	**1249907**

L	T=14	T=15	T=16	T=17	T=18	T=19	T=20	T=21	T=22	T=23	T=24
D=3	0,25	0,40	0,75	1,05	1,40	1,80	2,30	2,90	3,60	4,40	5,20
D=4	0,25	0,40	0,75	1,00	1,30	1,70	2,15	2,70	3,30	4,05	4,80
D=5	0,25	0,40	0,70	0,95	1,25	1,60	2,05	2,50	3,10	3,75	4,45
D=6	0,2	0,35	0,70	0,95	1,20	1,55	1,95	2,40	2,90	3,50	4,15
D=7	0,2	0,35	0,65	0,90	1,15	1,50	1,85	2,25	2,75	3,30	3,90

CERNIERE C50 CON SCODELLINO Ø35
C50 HINGES WITH DE Ø35 CUP

Ø35 | 105° | NORMAL

- Chiusura con molla.
- Spessore della porta da 14 a 23 mm.
- Regolabile tridimensionalmente.
- Tolleranza di foratura dello scodellino D = 3 ~ 8 mm.

- Spring closure.
- For 14 ~ 23 mm door thickness.
- Adjustable in 3 dimensions.
- Distance to cup bore edge D = 3 ~ 8 mm.

C50

Collo dritto
Full overlay hinge



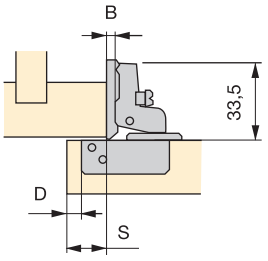

B = 12 + D - S

Descrizione Description	Cod.		
Per vite Screw-on	**12499**	**07**	500

Acciaio / Steel

BASETTE C50
C50 PLATES

Basetta per vite
Screw-on plate



Altezza Height	Cod.		
3	**12498**	**07**	500

Acciaio / Steel

- Regolazione di ± 2 mm.
- Adjustable by ±2 mm.

SISTEMA DI FISSAGGIO DELLO SCODELLINO
CUP PLATE SYSTEM

Per vite:
Screw-on:

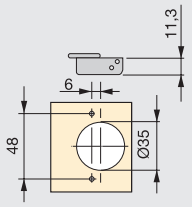

Per il montaggio si raccomanda l'utilizzo di viti TSP Ø4 x 16 Cod. 5032305 o TGS Ø4 x 15 Cod. 5000907 - Ø3,5 x 16 Cod. 5000807.

For the assembly, we recommend to use screws flat head Ø4 x 16 Cod. 5032305 or raised head Ø4 x 15 Cod. 5000907 - Ø3,5 x 16 Cod. 5000807.

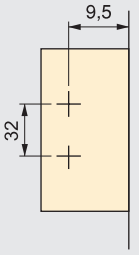

C90

CLIP 

Cerniere e basette C90

Cerniere C90 con scodellino Ø35 apertura a 110°
Cerniere C90 con scodellino Ø35 senza molla e apertura a 110°
Cerniere C90 con scodellino Ø35 con braccio angolare
Cerniere C90 con scodellino Ø35 apertura a 165°
Basette C90

C90 hinges and plates

C90 110° hinges with Ø35 cup
C90 110° slide-on unsprung hinges with Ø35 cup
C90 hinges with Ø35 cup with angled arm
C90 165° hinges with Ø35 cup
C90 plates

CERNIERE C90 / C90 HINGES

 **C90**	Ø35 · 110° · NORMAL	14 ~ 23 mm	DRITTO / FULL	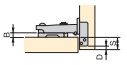	B = 14 + D - S		**1247507**	Ø4x16 **5032305** Ø4x15 **5000907** Ø3,5x16 **5000807**	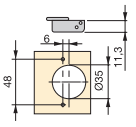
							**1247807**	Ø10x10	
			MEZZO / HALF	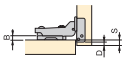	B = 5 + D - S		**1247607**	Ø4x16 **5032305** Ø4x15 **5000907** Ø3,5x16 **5000807**	
							**1247907**	Ø10x10	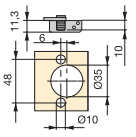
			ALTO / INSERT	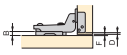	B = D + F - 6		**1247707**	Ø4x16 **5032305** Ø4x15 **5000907** Ø3,5x16 **5000807**	
							**1248007**	Ø10x10	
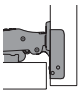 **C90**	Ø35 · 110° · FREE senza molla slide-on unsprung	14 ~ 23 mm	DRITTO / FULL	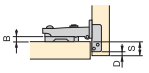	B = 14 + D - S		**1269807**	Ø4x16 **5032305** Ø4x15 **5000907** Ø3,5x16 **5000807**	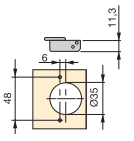
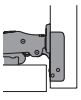 **C90**	Ø35 · NORMAL · 110°	14 ~ 22 mm	BRACCIO / ANGLED 90°	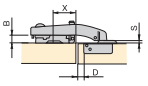	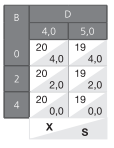		**1248107**	Ø4x16 **5032305** Ø4x15 **5000907** Ø3,5x16 **5000807**	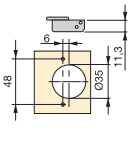
							**1250107**	Ø10x10	
	Ø35 · NORMAL · 25°		BRACCIO / ANGLED 135°	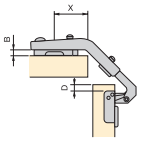	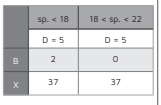		**1254107**	Ø4x16 **5032305** Ø4x15 **5000907** Ø3,5x16 **5000807**	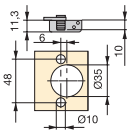
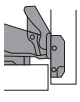 **C90**	Ø35 · 165° · NORMAL	14 ~ 26 mm	DRITTO / FULL	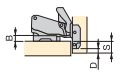	B = 14 + D - S		**1248207**	Ø4x16 **5032305** Ø4x15 **5000907** Ø3,5x16 **5000807**	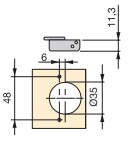
			MEZZO / HALF	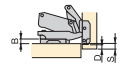	B = 5 + D - S		**1248307**	Ø4x16 **5032305** Ø4x15 **5000907** Ø3,5x16 **5000807**	

INFORMAZIONE CERNIERE C90 / C90 HINGES INFORMATION

BASETTE C90 / C90 PLATES								
H = 0	1248507	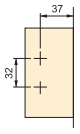	1256607	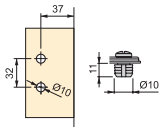	1251807	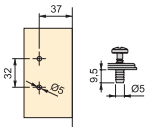	1257407	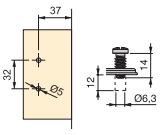
H = 2	1248607		-		-		1257507	
BASETTE C90 CON REGOLAZIONE ECCENTRICA / C90 PLATES WITH ECCENTRIC REGULATION								
H = 0	1266007	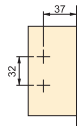	-		1251907	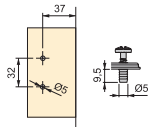	1267507	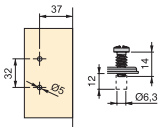
H = 2	1266207		-		1057607		-	

DISTANZA MINIMA PORTA ATTIGUA / ADJOINING DOOR MINIMUM DISTANCE

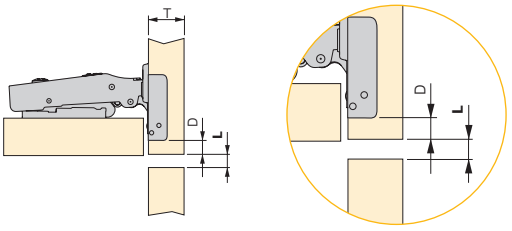

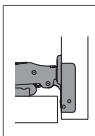

C90



1247507
1247807
1247607
1247907
1247707
1248007

L	T=14	T=15	T=16	T=17	T=18	T=19	T=20	T=21	T=22	T=23	T=24
D=3	0,25	0,40	0,60	0,80	1,10	1,45	1,85	2,40	3,10	3,85	4,70
D=4	0,25	0,40	0,60	0,80	1,05	1,35	1,75	2,20	2,75	3,50	4,25
D=5	0,25	0,40	0,60	0,70	1,00	1,30	1,65	2,10	2,60	3,20	3,90
D=6	0,2	0,35	0,55	0,70	0,95	1,25	1,60	2,00	2,45	3,00	3,60
D=7	0,2	0,35	0,55	0,65	0,90	1,20	1,50	1,90	2,30	2,80	3,40

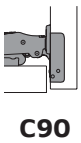

C90

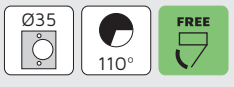

senza molla
slide-on unsprung

1269807

L	T=14	T=15	T=16	T=17	T=18	T=19	T=20	T=21	T=22	T=23	T=24
D=3	0,25	0,40	0,60	0,80	1,10	1,45	1,85	2,40	3,10	3,85	4,70
D=4	0,25	0,40	0,60	0,80	1,05	1,35	1,75	2,20	2,75	3,50	4,25
D=5	0,25	0,40	0,60	0,70	1,00	1,30	1,65	2,10	2,60	3,20	3,90
D=6	0,2	0,35	0,55	0,70	0,95	1,25	1,60	2,00	2,45	3,00	3,60
D=7	0,2	0,35	0,55	0,65	0,90	1,20	1,50	1,90	2,30	2,80	3,40

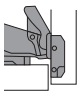

C90



1248207
1248307

L	T=14	T=15	T=16	T=17	T=18	T=19	T=20	T=21	T=22	T=23	T=24	T=25	T=26
D=3	0,0	0,0	0,0	0,0	0,0	0,0	0,0	0,0	0,0	0,2	0,6	1,1	4,4
D=4	0,0	0,0	0,0	0,0	0,0	0,0	0,0	0,0	0,0	0,3	0,7	2,4	3,6
D=5	0,0	0,0	0,0	0,0	0,0	0,0	0,0	0,0	0,0	0,3	0,9	2,0	2,9
D=6	0,0	0,0	0,0	0,0	0,0	0,0	0,0	0,0	0,0	0,3	0,8	1,5	2,3
D=7	0,0	0,0	0,0	0,0	0,0	0,0	0,0	0,0	0,0	0,2	0,6	1,2	1,9
D=8	0,0	0,0	0,0	0,0	0,0	0,0	0,0	0,0	0,0	0,2	0,5	1,0	1,6

CERNIERE C90 CON SCODELLINO Ø35
C90 HINGES WITH Ø35 CUP

Ø35 | 110° | NORMAL | CLIP

C90

- Chiusura con molla.
- Sistema automatico di montaggio sulla basetta.
- Spessore della porta da 14 a 23 mm.
- Regolabile tridimensionalmente.
- Tolleranza di foratura dello scodellino D = 3 ~ 7 mm.

- Spring closure.
- Hinge to plate quick fixing system.
- For 14 ~ 23 mm door thickness.
- Adjustable in 3 dimensions.
- Distance to cup bore edge D = 3 ~ 7 mm.

Collo dritto
Full overlay hinge



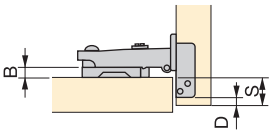

B = 14 + D - S

Descrizione Description	Cod.		
Per vite Screw-on	**12475**	**07**	200
A pressione Knock-in	**12478**	**07**	200

Acciaio / Steel

Mezzo collo
Half overlay hinge



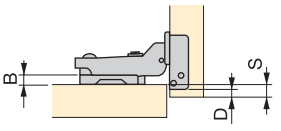

B = 5 + D - S

Descrizione Description	Cod.		
Per vite Screw-on	**12476**	**07**	200
A pressione Knock-in	**12479**	**07**	200

Acciaio / Steel

Collo alto
Insert hinge



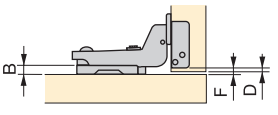

B = D + F - 6

Descrizione Description	Cod.		
Per vite Screw-on	**12477**	**07**	200
A pressione Knock-in	**12480**	**07**	200

Acciaio / Steel

SISTEMA DI FISSAGGIO DELLO SCODELLINO
CUP PLATE SYSTEM

Per vite:
Screw-on:

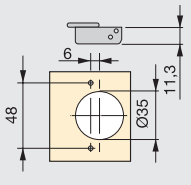

A pressione:
Knock-in:

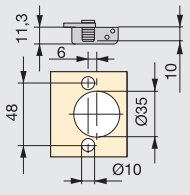

Per il montaggio si raccomanda l'utilizzo di viti TSP Ø4 x 16 Cod. 5032305 o TGS Ø4 x 15 Cod. 5000907 - Ø3,5 x 16 Cod. 5000807.

For the assembly, we recommend to use screws flat head Ø4 x 16 Cod. 5032305 or raised head Ø4 x 15 Cod. 5000907 - Ø3,5 x 16 Cod. 5000807.

CERNIERE C90 CON SCODELLINO Ø35 SENZA MOLLA
C90 SLIDE-ON UNSPRUNG HINGES WITH Ø35 CUP

Ø35 | 110° | FREE | CLIP

- Richiede di una chiusura per il perfetto funzionamento.
- Sistema automatico di montaggio sulla basetta.
- Spessore della porta da 14 a 23 mm.
- Regolabile tridimensionalmente.
- Tolleranza di foratura dello scodellino D = 3 ~ 7 mm.

- A catch is required for correct performance.
- Hinge to plate quick fixing system.
- For 14 ~ 23 mm door thickness.
- Adjustable in 3 dimensions.
- Distance to cup bore edge D = 3 ~ 7 mm.

C90

Collo dritto
Full overlay hinge

NEW

Descrizione Description	Cod.		
Per vite Screw-on	**12698**	**07**	200

Acciaio / Steel



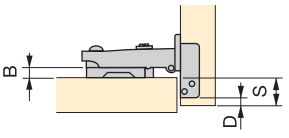

B = 14 + D - S



Push Latch
1

SISTEMA DI FISSAGGIO DELLO SCODELLINO
CUP PLATE SYSTEM

Per vite:
Screw-on:

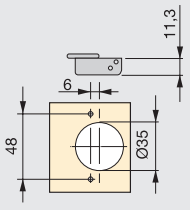

Per il montaggio si raccomanda l'utilizzo di viti TSP Ø4 x 16 Cod. 5032305 o TGS Ø4 x 15 Cod. 5000907 - Ø3,5 x 16 Cod. 5000807.

For the assembly, we recommend to use screws flat head Ø4 x 16 Cod. 5032305 or raised head Ø4 x 15 Cod. 5000907 - Ø3,5 x 16 Cod. 5000807.

Si raccomanda l'utilizzo di un sistema di chiusura magnetico o a scatto.

Recommended for use with the magnetic or mini-latch systems.



CERNIERE C90 CON SCODELLINO Ø35 CON BRACCIO ANGOLARE
C90 HINGES WITH Ø35 CUP WITH ANGLED ARM

Ø35 | NORMAL | CLIP

C90

- Chiusura con molla.
- Sistema automatico di montaggio sulla basetta.
- Spessore della porta da 14 a 22 mm.
- Regolabile tridimensionalmente.
- Tolleranza di foratura dello scodellino D = 3 ~ 7 mm.

- Spring closure.
- Hinge to plate quick fixing system.
- Door thickness from 14 to 22 mm.
- Adjustable in 3 dimensions.
- Distance to cup bore edge D = 3 ~ 7 mm.

Braccio a 90°
90° hinge



110°

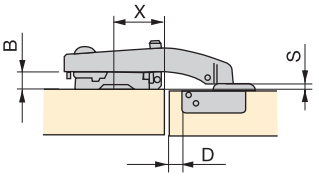

Descrizione Description	Cod.		
Per vite Screw-on	**12481**	**07**	200
A pressione Knock-in	**12501**	**07**	200

Acciaio / Steel

B	D 4,0	D 5,0
0	20 4,0	19 4,0
2	20 2,0	19 2,0
4	20 0,0	19 0,0
	X	S

Braccio doppia porta 135°
135° double door hinge



25°

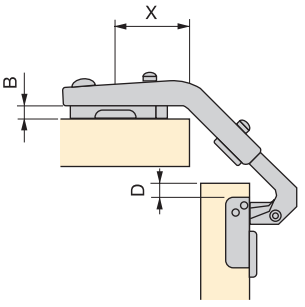

Descrizione Description	Cod.		
Per vite Screw-on	**12541**	**07**	200

Acciaio / Steel

	Spessore della porta < 18 Door thickness < 18	18 < spessore < 22 18 < thickness < 22
	D = 5	D = 5
B	2	0
X	37	37

SISTEMA DI FISSAGGIO DELLO SCODELLINO
CUP PLATE SYSTEM

Per vite:
Screw-on:

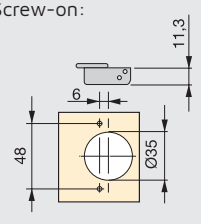

A pressione:
Knock-in:

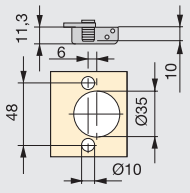

Per il montaggio si raccomanda l'utilizzo di viti TSP Ø4 x 16 Cod. 5032305 o TGS Ø4 x 15 Cod. 5000907 - Ø3,5 x 16 Cod. 5000807.

For the assembly, we recommend to use screws flat head Ø4 x 16 Cod. 5032305 or raised head Ø4 x 15 Cod. 5000907 - Ø3,5 x 16 Cod. 5000807.

07 | Nichelato
Nickel plated

CERNIERE C90 CON SCODELLINO Ø35
C90 HINGES WITH Ø35 CUP

Ø35 | 165° | NORMAL | CLIP

- Chiusura con molla.
- Sistema automatico di montaggio sulla basetta.
- Spessore della porta da 14 a 26 mm.
- Regolabile tridimensionalmente.
- Tolleranza di foratura dello scodellino D = 3 ~ 8 mm.

- Spring closure.
- Hinge to plate quick fixing system.
- For 14 ~ 26 mm door thickness.
- Adjustable in 3 dimensions.
- Distance to cup bore edge D = 3 ~ 8 mm.

C90

Collo dritto
Full overlay hinge



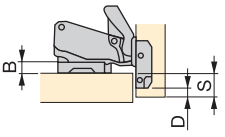

B = 14 + D - S

Descrizione Description	Cod.		
Per vite Screw-on	**12482**	**07**	100

Acciaio / Steel

Mezzo collo
Half overlay hinge



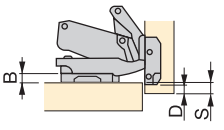

B = 5 + D - S

Descrizione Description	Cod.		
Per vite Screw-on	**12483**	**07**	100

Acciaio / Steel

SISTEMA DI FISSAGGIO DELLO SCODELLINO
CUP PLATE SYSTEM

Per vite:
Screw-on:

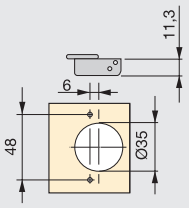

Per il montaggio si raccomanda l'utilizzo di viti TSP Ø4 x 16 Cod. 5032305 o TGS Ø4 x 15 Cod. 5000907 - Ø3,5 x 16 Cod. 5000807.

For the assembly, we recommend to use screws flat head Ø4 x 16 Cod. 5032305 or raised head Ø4 x 15 Cod. 5000907 - Ø3,5 x 16 Cod. 5000807.



Setubal
9

BASETTE C90
C90 PLATES

C90

- Regolazione di ±2 mm.
- Compatibili con distanziali e cunei.

- Adjustable by ±2 mm.
- Compatible with spacers and wedges.

Basetta per vite
Screw-on plate



Per il montaggio si raccomanda l'utilizzo di viti TSP Ø4 x 16 Cod. 5032305 o TGS Ø4 x 15 Cod. 5000907 - Ø3,5 x 16 Cod. 5000807.

For the assembly, we recommend to use screws flat head Ø4 x 16 Cod. 5032305 or raised head Ø4 x 15 Cod. 5000907 - Ø3,5 x 16 Cod. 5000807.

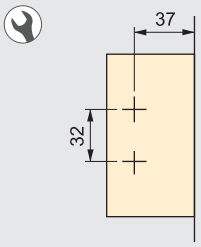

Altezza Height	Cod.		
0	**12485**	**07**	200
2	**12486**	**07**	200

Acciaio / Steel

Basetta a pressione
Knock-in plate



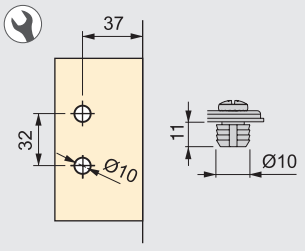

Altezza Height	Cod.		
0	**12566**	**07**	200

Acciaio / Steel

Basetta montaggio misto
Mixed mounting plate



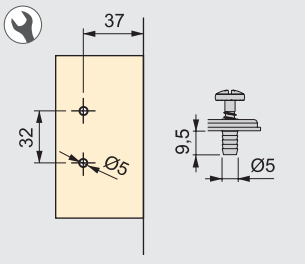

Altezza Height	Cod.		
0	**12518**	**07**	200

Acciaio / Steel

Basetta Euro
Euro screw plate



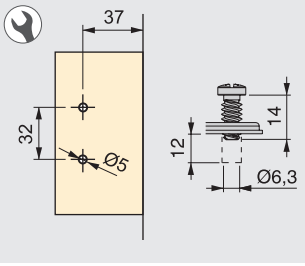

Altezza Height	Cod.		
0	**12574**	**07**	200
2	**12575**	**07**	200

Acciaio / Steel

Basetta per vite con regolazione eccentrica

Screw-on plate with eccentric regulation

Altezza Height	Cod.		
0	**12660**	**07**	200
2	**12662**	**07**	200

Acciaio / Steel



Per il montaggio si raccomanda l'utilizzo di viti TSP Ø4 x 16 Cod. 5032305 o TGS Ø4 x 15 Cod. 5000907 - Ø3,5 x 16 Cod. 5000807.

For the assembly, we recommend to use screws flat head Ø4 x 16 Cod. 5032305 or raised head Ø4 x 15 Cod. 5000907 - Ø3,5 x 16 Cod. 5000807.

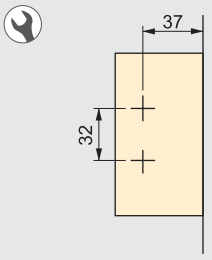

Basetta montaggio misto con regolazione eccentrica

Mixed mounting plate with eccentric regulation

Altezza Height	Cod.		
0	**12519**	**07**	200
2	**10576**	**07**	200

Acciaio / Steel



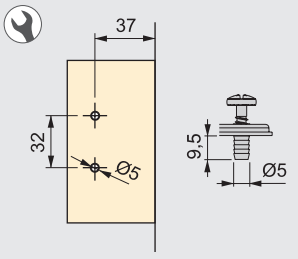

Basetta Euro con regolazione eccentrica

Euro screw plate with eccentric regulation

Altezza Height	Cod.		
0	**12675**	**07**	200

Acciaio / Steel



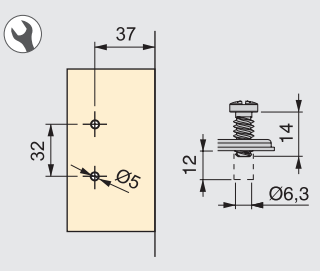

X10

Cerniere e basette X10

Cerniere X10 con scodellino Ø26 apertura a 95°
Basette X10

X10 hinges and plates

X10 95° hinges with Ø26 cup
X10 plates

CERNIERE X10 / X10 HINGES

X10	Ø26 · 95° · NORMAL	12 ~ 22 mm	DRITTO / FULL	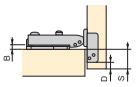	B = 14 + D - S		1239907	Ø4x16 **5032305** Ø4x15 **5000907** Ø3,5x16 **5000807**	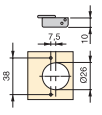
							1247207	Ø8x10	
							1240207	Ø10x10	
			MEZZO / HALF	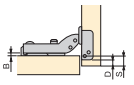	B = 5 + D - S		1240007	Ø4x16 **5032305** Ø4x15 **5000907** Ø3,5x16 **5000807**	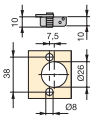
							1240307	Ø10x10	
			ALTO / INSERT	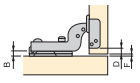	B = D + F -2		1240107	Ø4x16 **5032305** Ø4x15 **5000907** Ø3,5x16 **5000807**	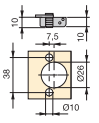
							1240407	Ø10x10	

BASETTE X10 / X10 PLATES

H = 1,5	1241607	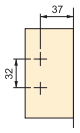	1256807	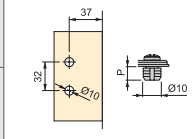	1057907	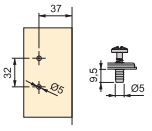	1257607	L = 14	P = 12
H = 3	1241707		1256907		1058007		1242007	L = 10	P = 8
							1242107	L = 10	P = 8

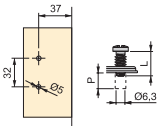

DISTANZA MINIMA PORTA ATTIGUA / ADJOINING DOOR MINIMUM DISTANCE

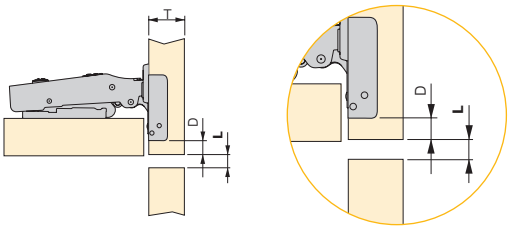

X10	Ø26 · 95° · NORMAL	1239907 1247207 1240207 1240007 1240307 1240107 1240407

L	T=12	T=13	T=14	T=15	T=16	T=17	T=18	T=19	T=20	T=21	T=22
D=3	0,25	0,45	0,65	095	1,40	2,00	2,75	3,60	4,45	5,30	6,25
D=4	0,25	0,40	0,65	0,90	1,25	1,75	2,40	3,15	4,00	4,80	5,70
D=5	0,25	0,40	0,60	0,85	1,20	1,60	2,15	2,80	3,55	4,35	5,20
D=6	0,20	0,40	0,55	0,80	1,10	1,50	2,00	2,55	3,25	4,00	4,75
D=7	0,20	0,35	0,55	0,75	1,02	1,40	1,85	2,35	2,95	3,65	4,40

CERNIERE X10 CON SCODELLINO Ø26
HINGES X10 WITH Ø26 CUP



- Chiusura con molla.
- Spessore della porta da 12 a 22 mm.
- Regolabile tridimensionalmente.
- Tolleranza di foratura dello scodellino D = 3 ~ 5 mm.

- Spring closure.
- For 12 ~ 22 mm door thickness.
- Adjustable in 3 dimensions.
- Distance to cup bore edge D = 3 ~ 5 mm.

X10

Collo dritto
Full overlay hinge



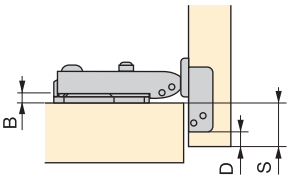

B = 14 + D - S

Descrizione Description	Cod.		
Per vite Screw-on	**12399**	**07**	500
A pressione Ø8 Knock-in Ø8	**12472**	**07**	500
A pressione Ø10 Knock-inØ10	**12402**	**07**	500

Acciaio / Steel

Mezzo collo
Half overlay hinge



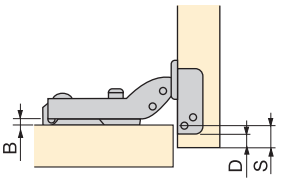

B = 5 + D - S

Descrizione Description	Cod.		
Per vite Screw-on	**12400**	**07**	500
A pressione Ø10 Knock-inØ10	**12403**	**07**	500

Acciaio / Steel

Collo alto
Insert hinge



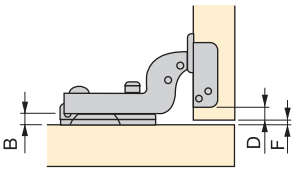

B = D + F - 2

Descrizione Description	Cod.		
Per vite Screw-on	**12401**	**07**	500
A pressione Ø10 Knock-inØ10	**12404**	**07**	500

Acciaio / Steel

SISTEMA DI FISSAGGIO DELLO SCODELLINO
CUP PLATE SYSTEM

Per vite:
Screw-on:

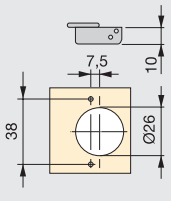

A pressione Ø8:
Knock-in Ø8:

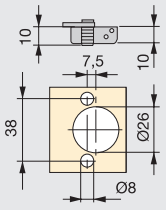

A pressione Ø10:
Knock-in Ø10:

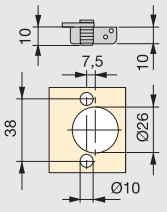

Per il montaggio si raccomanda l'utilizzo di viti TSP Ø4 x 16 Cod. 5032305 o TGS Ø4 x 15 Cod. 5000907 - Ø3,5 x 16 Cod. 5000807.

For the assembly, we recommend to use screws flat head Ø4 x 16 Cod. 5032305 or raised head Ø4 x 15 Cod. 5000907 - Ø3,5 x 16 Cod. 5000807.

BASETTE X10
X10 PLATES

X10

- Regolazione di ±2 mm.
- Compatibili con distanziali e cunei.

- Adjustable by ±2 mm.
- Compatible with spacers and wedges.

Basetta per vite
Screw-on plate



Per il montaggio si raccomanda l'utilizzo di viti TSP Ø4 x 16 Cod. 5032305 o TGS Ø4 x 15 Cod. 5000907 - Ø3,5 x 16 Cod. 5000807.

For the assembly, we recommend to use screws flat head Ø4 x 16 Cod. 5032305 or raised head Ø4 x 15 Cod. 5000907 - Ø3,5 x 16 Cod. 5000807.

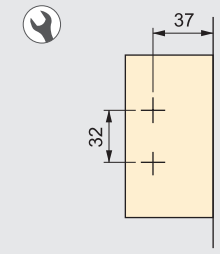

Altezza Height	Cod.		
1,5	**12684**	**07**	500
3	**12685**	**07**	500

Acciaio / Steel

Basetta a pressione
Knock-in plate



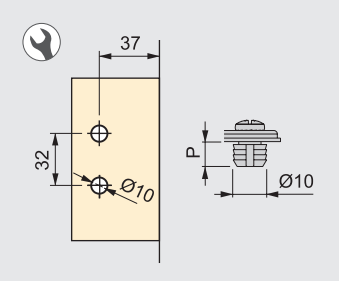

Altezza Height	P	Cod.		
1,5	11	**12686**	**07**	500
3	11	**12687**	**07**	500

Acciaio / Steel

Basetta montaggio misto
Mixed mounting plate



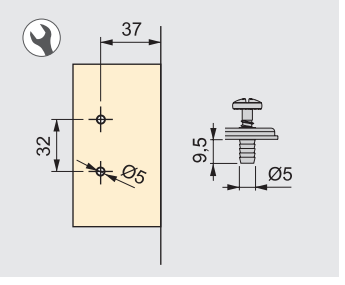

Altezza Height	Cod.		
1,5	**12688**	**07**	500
3	**12689**	**07**	500

Acciaio / Steel

Basetta Euro
Euro screw plate



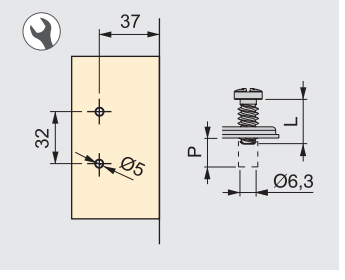

Altezza Height	L	P	Cod.		
1,5	14	12	**12690**	**07**	500
1,5	10	8	**12692**	**07**	500
3	10	8	**12693**	**07**	500

Acciaio / Steel

FORAINSERITRICE PER CERNIERE O BASETTE
HINGE OR PLATE MOUNTING

- Facilita il corretto montaggio delle cerniere e delle basette con innesto a baionetta o clip.
- Completa di fresa Ø35 per il foro della cerniera e Ø10 per le bussole laterali.
- Testata porta-fresa per cerniere tipo 48/6 e basette da 32 mm.
- Facile utilizzo e regolazione della testata.
- Tensione di lavoro 400 V III 50 Hz e potenza motore 1.12 Kw.
- Pressione di lavoro 6 – 7 bar.
- Dimensioni piano di lavoro 1.000 x 450 mm.
- Sicurezza anti intrappolamento per totale protezione dell'operatore normativa CE.
- Consultare disponibilità per le forature delle cerniere Ø26.
- Valido per cerniere C91, X91, C95, X95, C90 e C50.

- Quick, easy and accurate positioning and drilling for bayonet and clip hinges and accessories.
- Includes Ø35 bits for drilling hinges and Ø10 bits for shanks.
- Bit head for 48/6 type hinges and 32 mm accessories.
- Easy to use and adjust stops.
- Torque 400 V III 50 Hz and a 1.12 Kw engine.
- Working pressure 6 – 7 bar.
- Work table dimensions 1.000 x 500 mm.
- Anti-entrapment safety mechanism provides complete operator protection and meets standards CE.
- Ask about availability for mounting Ø26 hinges.
- Valid for hinges C91, X91, C95, X95, C90 and C50.

Forainseritrice per cerniere o basette
Hinge or plate mounting

Cod.	
19085	**20**	1

Vari / Various



C91 **X91** **C95** **X95** **C90** **C50**



- Punte in dotazione Ø35 e Ø10.
- Drill bits include Ø35 and Ø10.

A pressione:
Knock-in:

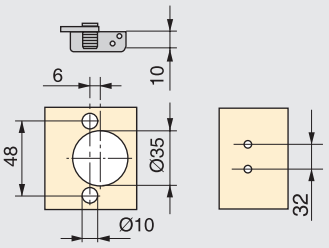

TESTA
HEAD

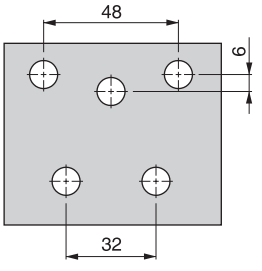

ACCESSORI
ACCESSORIES

- Utilizzabili con basette per cerniere C91, X91, C95, X95, C90 e X10.
- Non compatibili con basette con regolazione eccentrica C91 e X91.

- Compatible with screw plates for the C91, X91, C95, X95, C90 and X10 hinges.
- Not compatible with plates with eccentric regulation C91 and X91.

Cuneo 5°
5° wedge

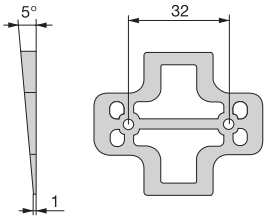

Cod.		
11649	**15**	200

Tecnoplastica / Plastic

Cuneo 10°
10° wedge



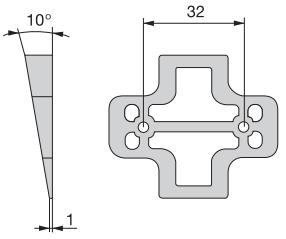

Cod.		
11634	**15**	200

Tecnoplastica / Plastic

Cuneo 35°
NEW
35° wedge



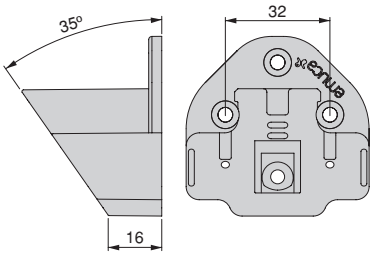

Cod.		
11651	**20**	200

Tecnoplastica / Plastic

Cuneo 45°
NEW
45° wedge



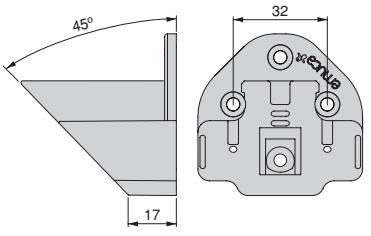

Cod.		
11652	**20**	200

Tecnoplastica / Plastic

Distanziale
Spacer



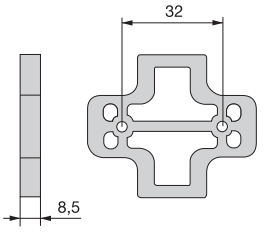

Cod.		
11650	**15**	200

Tecnoplastica / Plastic

05 | Zincato bianco / Zinc plated
07 | Nichelato / Nickel plated
15 | Plastica bianca / White plastic
20 | Trasparente / non classificata / Transparent / not defined

Piastra braccio acciaio

Steel cover plate



Cod.		
12397	**07**	1000

Acciaio / Steel

- Utilizzabili con cerniere C91, X91, C95, X95 e C90 eccetto quelle da 165°.
- Piastre estetiche si possono personalizzare. Richiedere condizioni.

- Compatible with C91, X91, C95, X95 and C90 hinges except those of 165°.
- Consult conditions for personalization.

Piastra per scodellino

Steel cover plate



Cod.		
19077	**07**	1.000

Acciaio / Steel

- Utilizzabili con cerniere C91 con scodellino Ø35, eccetto quelle C91 da 155°.

- Compatible with C91 hinges with Ø35 cup, except those C91 of 155°.

Vite

Raised head screw



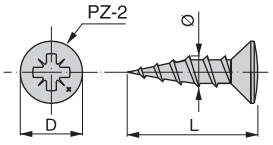

D	Ø	L	Cod.		
7,9	4	15	**50009**	**07**	500
6,5	3,5	16	**50008**	**07**	500

Acciaio / Steel

Vite testa piana Ø4 x 16

Flat head Ø4x16 screw



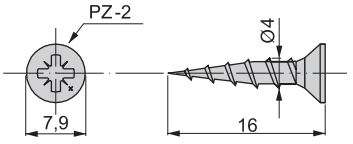

Cod.		
50323	**05**	1.000

Acciaio / Steel

Vite testa extrapiana

Extra flat head screw



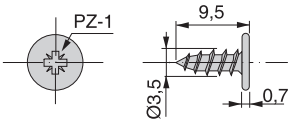

Per cerniera con profilo alluminio.

For hinges with aluminium profiles.

Cod.		
61813	**07**	1.000

Acciaio / Steel

CHIUSURE AMMORTIZZATE
SPRING LATCHES

Mildy con base diritta
Mildy with straight-edged base

Cod.		
12609	**24**	200

Tecnoplastica / Plastic



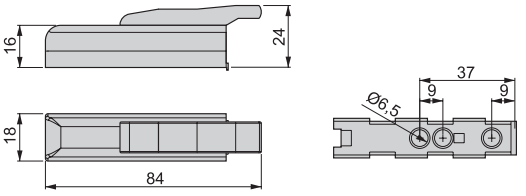

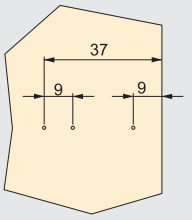

Pistone ammortizzatore Minidamp 3 con regolazione corsa
Minidamp 3 piston damper with adjustable run

Cod.		
12659	**21**	200

Tecnoplastica / Plastic



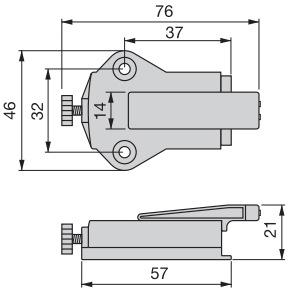

Possibilità di utilizzare vite Euro.
Euro screw may be used.

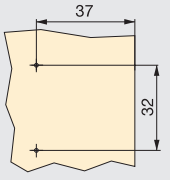

Pistone ammortizzatore Minidamp 2
Minidamp 2 piston damper

Cod.		
12657	**21**	100

Tecnoplastica / Plastic



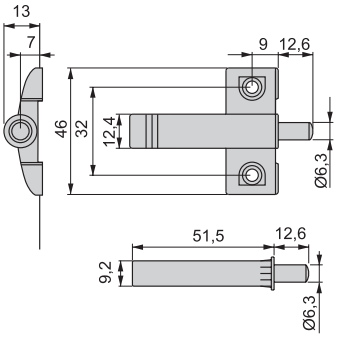

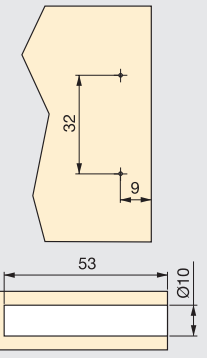

11 | Cromato brillo / Chrome plated
21 | Plastica grigia / Grey plastic
24 | Verniciato nichel opaco / Matt nickel painted
25 | Verniciato alluminio / Silver painted
64 | Cromo opaco / Matt chrome plated

CERNIERE PER PORTE IN VETRO
HINGES FOR GLASS DOORS

Cerniera angolare per porte interne
Edge hinge for interior doors



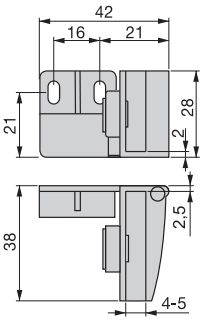

Cod.			
12050	**11**	**64**	100

Zama / Zamak

- Per ciascuna scatola:
  - 50 pezzi destri.
  - 50 pezzi sinistri.

- Each box contains:
  - 50 right-hand units.
  - 50 left-hand units.

Cerniera angolare per porte interne
Central hinge for interior doors



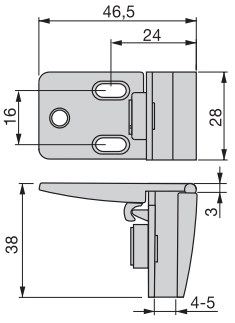

Cod.			
12051	**11**	**64**	100

Zama / Zamak

- Per ciascuna scatola:
  - 50 pezzi destri.
  - 50 pezzi sinistri.

- Each box contains:
  - 50 right-hand units.
  - 50 left-hand units.

Cerniera in metallo con bussola per porte interne
Hinges for twin metal interior door



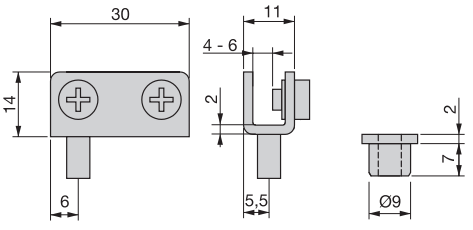

Cod.		
12427	**25**	200

Acciaio / Steel

- Per ciascuna scatola:
  - 100 pezzi destri.
  - 100 pezzi sinistri.
  - 200 bussole.

- Each box contains:
  - 100 right-hand units.
  - 100 left-hand units.
  - 200 nuts.

ALTRE CERNIERE
OTHER HINGES

Cerniera Ankor GT-B
Ankor GT-B hinge

Cod.	
10107	**07** 20

Zama / Zamak



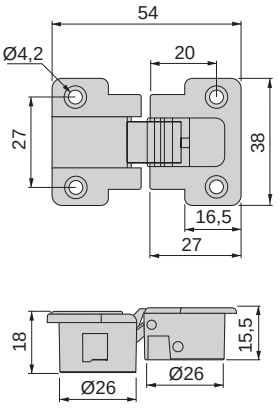

18-40 mm | 95°

- Regolazione tridimensionale 2 mm.
- Three-dimensional adjustment of 2 mm.



Vite di bloccaggio.
Locking screw.

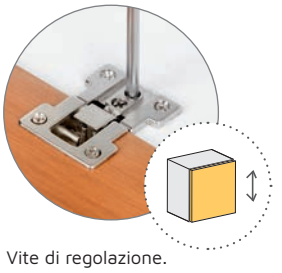

Vite di regolazione.
Adjusting screw.

Copertura cerniera Ankor GT-B
Ankor GT-B hinge cover

Cod.				
10108	**15**	**17**	**21**	10

Tecnoplastica / Plastic



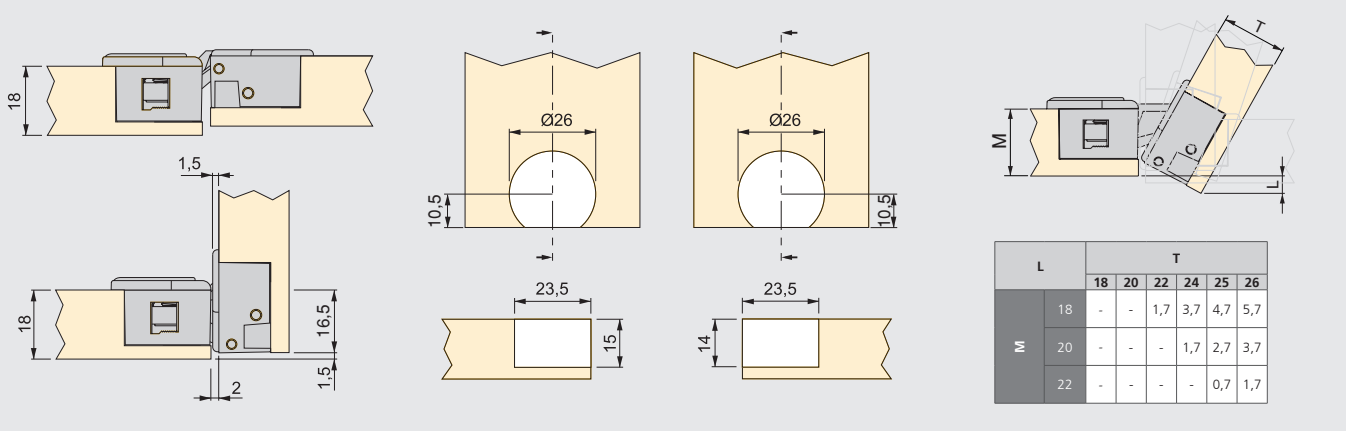

L	T					
	18	20	22	24	25	26
M 18	-	-	1,7	3,7	4,7	5,7
M 20	-	-	-	1,7	2,7	3,7
M 22	-	-	-	-	0,7	1,7





02 | Ottone / Natural brass
07 | Nichelato / Nickel plated
15 | Plastica bianca / White plastic
17 | Plastica nera / Black plastic
21 | Plastica grigia / Grey plastic

Cerniera per anta ribalta

Concealed flap hinge



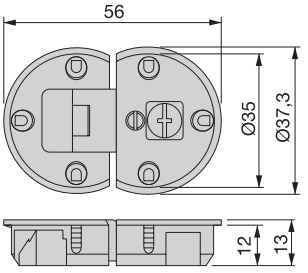

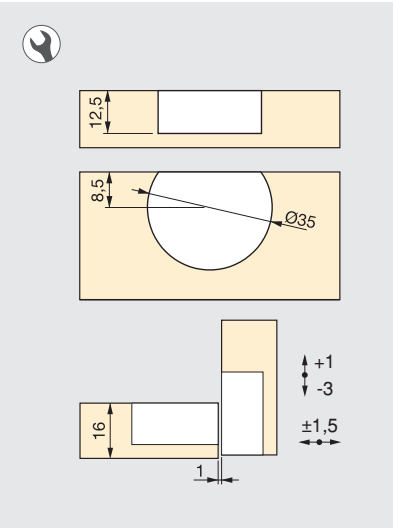

Cod.		
10001	**07**	25

Zama / Zamak

- Con regolazione in altezza +1 millimetro e -3 mm, profondità ± 1,5 mm.
- With height adjustment +1 mm and -3 mm, depth ± 1,5 mm.

Cerniera in ottone

Brass hinge



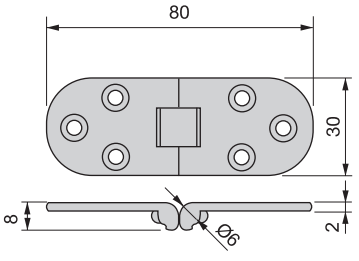

Cod.		
10157	**02**	50

Ottone / Brass

Cerniera a scomparsa

Concealed hinge



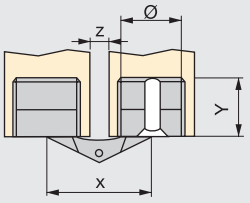

Ø	X	Y	Z	Cod.		
10	16,5	11	Min 2,5	**10565**	**02**	100
12	20	13,5	Min 3,5	**10567**	**02**	100
14	23	15,5	Min 3	**10564**	**02**	100
16	25	16,5	Min 3	**10571**	**02**	100

Ottone / Brass

Ø10 e Ø12 vite raccomandata Ø3x16.
Ø14 e Ø16 vite raccomandata Ø3,5x16.

Ø10 and Ø12 we recommend screw Ø3x16.
Ø14 and Ø16 we recommend screw Ø3,5x16.

1.2
59/68

SERRATURE E CHIUSURE

1.61 Chiusure automatiche
1.64 Chiusure magnetiche e piastre
1.65 Serrature
1.66 Altre chiusure

LOCKS AND LATCHES

1.61 Automatic latches
1.64 Magnetic latches and plates
1.65 Cylinder locks
1.66 Other latches



CHIUSURE AUTOMATICHE
AUTOMATIC LATCHES

Push Latch ad incasso 76,5 mm
Built-in Push Latch 76,5 mm

Tipo di chiusura Latch type	Cod.		
Ammortizzata Bumper	**20340**	**21**	100
Magnetica 0,7 kg Magnetic 0,7 kg	**20341**	**21**	100

Tecnoplastica / Plastic

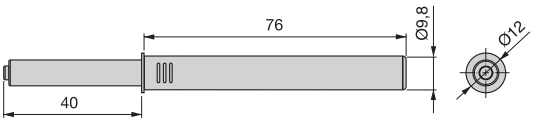



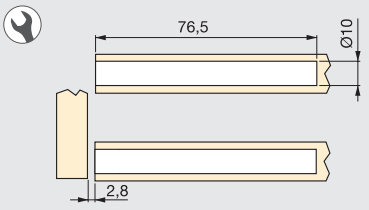

Consultare piastre metalliche per chiusure magnetiche.

See metal plates for magnetic latches.

Push Latch regolabile ad incasso 80 mm
Built-in ajustable Push Latch 80 mm

NEW

Tipo di chiusura Latch type	Cod.			
Ammortizzata Bumper	**19083**	**21**	**23**	100
Magnetica 1,2 kg Magnetic 1,2 kg	**19084**	**21**	**23**	100

Tecnoplastica / Plastic

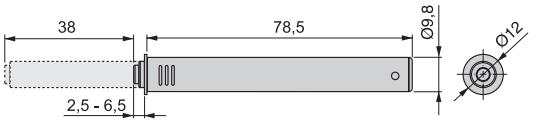



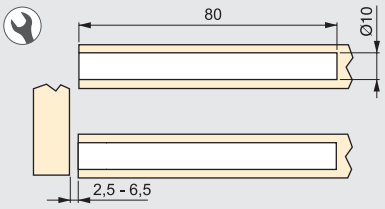

Consultare piastre metalliche per chiusure magnetiche.

See metal plates for magnetic latches.

Supporto per Push Latch 76,5 y 80 mm
Support for Push Latch 76,5 e 80 mm

NEW

Cod.			
20051	**21**	**23**	100

Tecnoplastica / Plastic



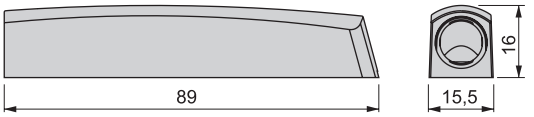

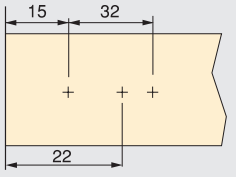

Push Latch regolabile ad incasso 50 mm
Built-in ajustable Push Latch 50 mm

NEW



Tipo di chiusura Latch type	Cod.			
Ammortizzata Bumper	**20019**	**21**	**23**	100
Magnetica 1,2 kg Magnetic 1,2 kg	**20020**	**21**	**23**	100

Tecnoplastica / Plastic



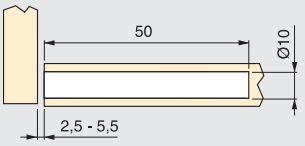

Consultare piastre metalliche per chiusure magnetiche.

See metal plates for magnetic latches.

Supporto per Push Latch 50 mm
Support for Push Latch 50 mm

NEW

Cod.			
20050	**21**	**23**	100

Tecnoplastica / Plastic



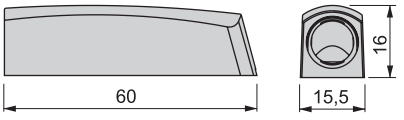

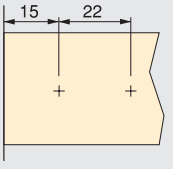





X91, C95, C90
1



Plate
1

Push Latch per vite 62 mm

Screw-on Push Latch 62 mm



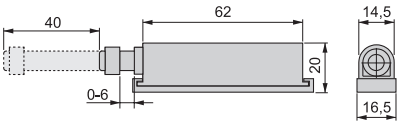

Tipo di chiusura Latch type	Cod.				
Ammortizzata Bumper	**20338**	-	**17**	**21**	100
Magnetica 3,5 kg Magnetic 3,5 kg	**20339**	**16**	**17**	**21**	100

Tecnoplastica / Plastic

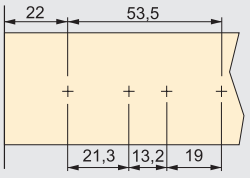

Consultare piastre metalliche per chiusure magnetiche.

Per il montaggio con le viti si raccomanda viti con testa pozidrive truciolari di Ø3.

See metal plates for magnetic latches.

For screw mounting Ø3 selftapping posidriv screws are recommended.

Push Latch per vite 40,5 mm

Screw-on Push Latch 40,5 mm



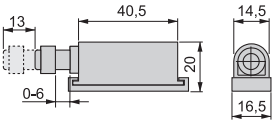

Tipo di chiusura Latch type	Cod.		
Ammortizzata Bumper	**20329**	**21**	100
Magnetica 3,5 kg Magnetic 3,5 kg	**20331**	**21**	100

Tecnoplastica / Plastic

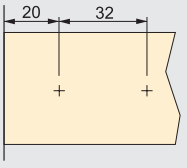

Consultare piastre metalliche per chiusure magnetiche.

Per il montaggio con le viti si raccomanda viti con testa pozidrive truciolari di Ø3.

See metal plates for magnetic latches.

For screw mounting Ø3 selftapping posidriv screws are recommended.

Pushmatic per vite 73 mm

Screw-on Pushmatic73 mm



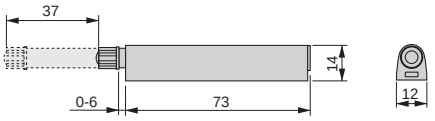

Tipo di chiusura Latch type	Cod.		
Ammortizzata Bumper	**12632**	**21**	200
Magnetica 0,85 kg Magnetic 0,85 kg	**12633**	**21**	200

Tecnoplastica / Plastic

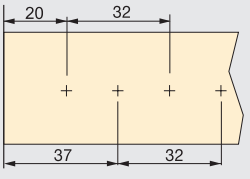

Il modello magnetico include placca metallica.

Per il montaggio con le viti si raccomanda viti con testa pozidrive truciolari di Ø3.

The magnetic model includes the metallic plate.

For screw mounting Ø3 selftapping posidriv screws are recommended.

05 Zincato bianco / Zinc plated
15 Plastica bianca / White plastic
16 Plastica noce / Brown plastic
17 Plastica nera / Black plastic
21 Plastica grigia / Grey plastic

CHIUSURE MAGNETICHE E PIASTRE
MAGNETIC LATCHES AND PLATES

Chiusura magnetica
Surface-mounted



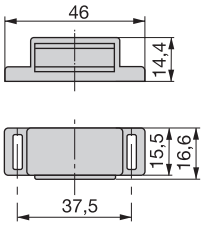

Forza Force	Cod.		
3,2 kg	**20305**	**15**	100

Acciaio e tecnoplastica
Steel and plastic

Piastra metalica rettanciolare per vite
Rectangular plate for magnetic latches



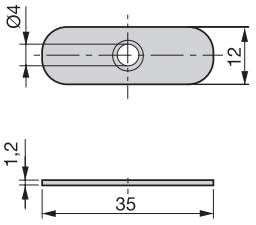

Cod.		
20309	**05**	100

Acciaio / Steel

Piastra metalica tonda per vite
Plate without pin for magnetic latches



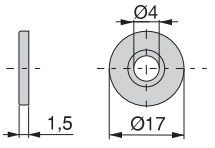

Cod.		
90050	**05**	500

Acciaio / Steel





X91, C95, C90
1



Push Latch
1

SERRATURE

CYLINDER LOCKS

Serratura per una porta in cristallo

Lock for cabinet with one glass door





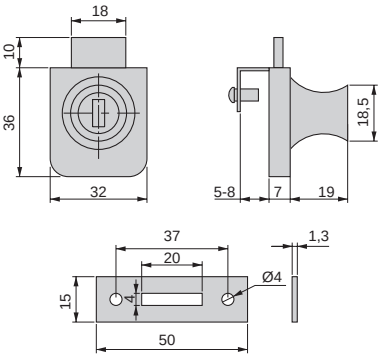

Cod.		
20310	**11**	20

Zama / Zamak

- Ogni serratura dipone di propia chiave.
- Each lock its opened with its own key.

Serratura per due porte in cristallo

Lock for 2 glass doors





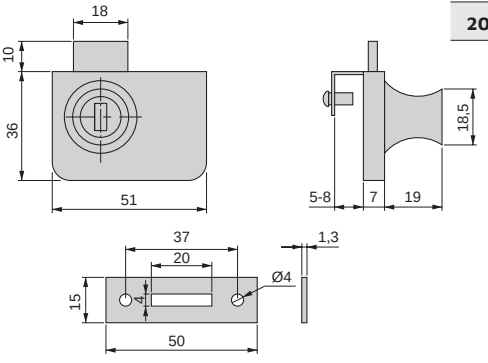

Cod.		
20311	**11**	20

Zama / Zamak

- Ogni serratura dipone di propia chiave.
- Each lock its opened with its own key.

Serratura per cassetto

Drawer lock



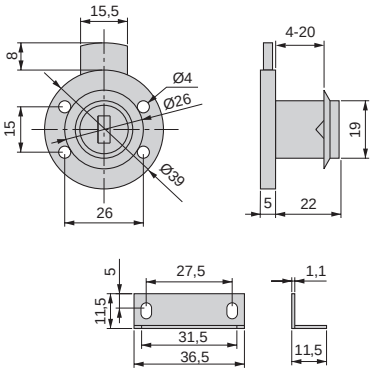

Cod.		
20312	**11**	20

Zama / Zamak

- Ogni serratura dipone di propia chiave.
- Each lock its opened with its own key.

11 | Cromato brillo / Chrome plated
15 | Plastica bianca / White plastic
20 | Trasparente / non classificata / Transparent / not defined

ALTRE CHIUSURE
OTHER LATCHES

Blister con 2 chiusure e 1 chiave Revalock
Blister with 2 locks and 1 key Revalock





Cod.		
89329	**20**	6

Tecnoplastica / Plastic

- Revalock, una chiusura di sicurezza per ante e cassetti.
- Il suo funzionamento è molto semplice, un magnete (chiave) disattiva il blocco e fa in modo che si apra.
- Una volta montata non è visibile dall'esterno ed è valida per spessori da 13 mm fino a 40 mm.

- Revalock, a safety lock for doors and drawers.
- It works very simply, a magnet (key) deactivates the lock and makes it open.
- Once assembled it is not visible from the outside and it works with thicknesses
- of between 13 mm and 40 mm.

Chiusura di sicurezza Revalock
Revalock contemporary child safety lock



Cod.		
89307	**15**	25

Tecnoplastica / Plastic

Chiave Revalock
Revalock key



Cod.		
89308	**15**	25

Tecnoplastica / Plastic





www.emuca.com

Fast Latch



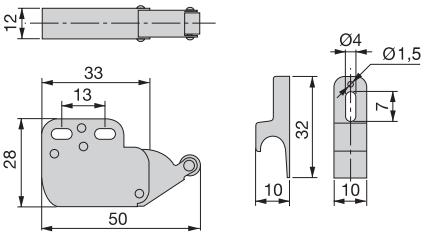

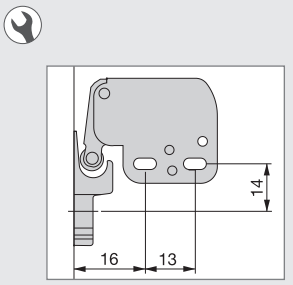

Cod.			
90075	**15**	**16**	50

Acciaio e tecnoplastica
Steel and plastic

Tip Latch



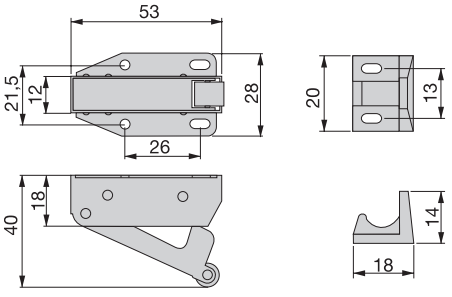

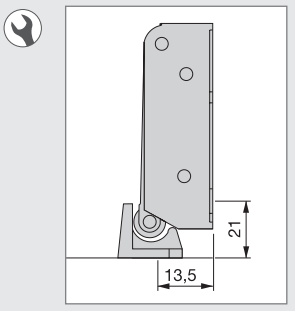

Cod.			
91090	**05**	50	

Acciaio e tecnoplastica
Steel and plastic

Lira



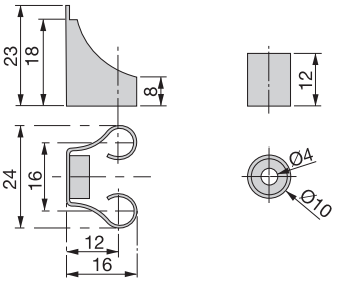

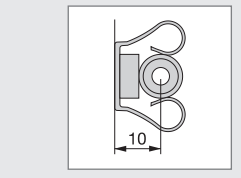

Cod.			
91462	**07**	100	

Acciaio e tecnoplastica
Steel and plastic

Silenzioso

Silent



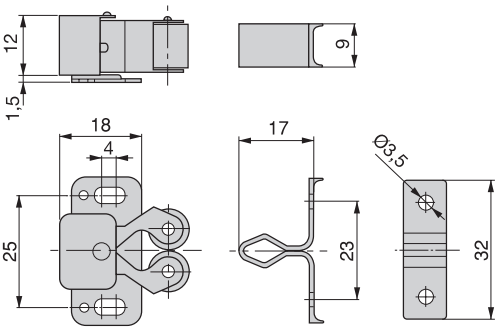

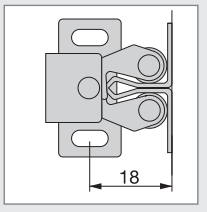

Cod.			
92844	**05**	100	

Acciaio e tecnoplastica
Steel and plastic

02 Ottone / Natural brass | 05 Zincato bianco / Zinc plated | 06 Tropicalizzato / Zinc dichromate | 15 Plastica bianca / White plastic | 16 Plastica noce / Brown plastic

Chiusura a cricchetto

Ball latch



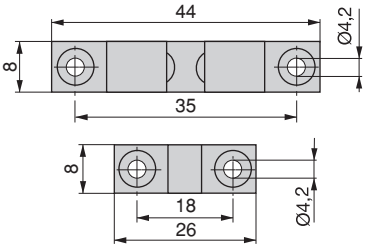

Cod.		
90510	**02**	50

Ottone / Brasso

Perno unione per tavoli

Table pivot



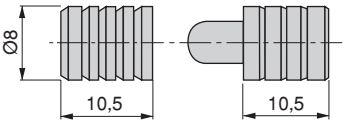

Cod.		
40060	**06**	100

Acciaio / Steel

Chiusura a leva

Case latch



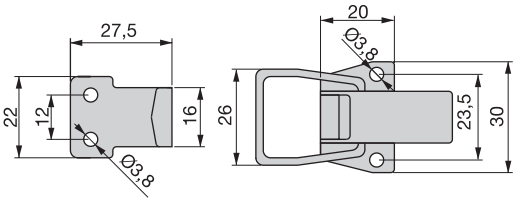

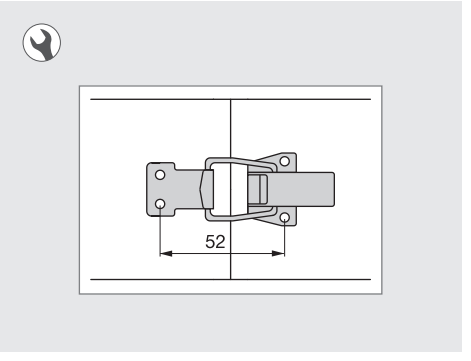

Cod.		
20300	**05**	200

Acciaio / Steel

1.3
69/90

BRACCETTI

1.73 Braccetti e agganci
1.83 Pistoni e agganci
1.87 Braccetti e agganci

STAYS

1.73 Stays and latches
1.83 Pistons and latches
1.87 Stays and latches





INFORMAZIONE BRACCETTI / STAYS INFORMATION

BRACCETTI E AGGANCI / STAYS AND LATCHES

pag.1.73	Miniwinch	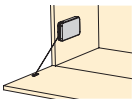	SLOW 200-480mm Max. 16 kg		4 kg	**1009521**
					6 kg	**1009621**
					10 kg	**1009721**
					14 kg	**1009821**
					16 kg	**1009921**
pag.1.75	Microwinch	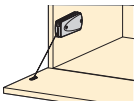	SLOW 200-480mm Max. 9 kg		4 kg	**1010321**
					6 kg	**1010421**
					10 kg	**1010521**
					14 kg	**1010621**
pag.1.76	Compasso in alluminio Folding alluminium-made	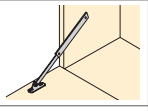	-			**1231462**
pag.1.77	Elbow per pensili, ribalta e cassapanca Elbow lift-ups, folding or trunk lid	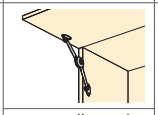	SLOW			**1259707**
		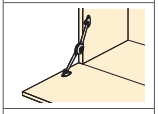				
		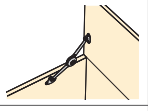				
pag.1.79	SDS ribalta Folding SDS	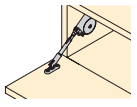	SLOW		5-12 kg x cm	**1000717**
					10-24 kg x cm	**1000617**
pag.1.80	NSDX per pensili Lift-ups NSDX	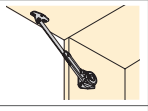	SLOW min 300mm	Sin. / Left	20-70 kg x cm	**1234007**
				Des. / Right	20-70 kg x cm	**1234107**
pag.1.81	NSDX cassapanca Trunk lid NSDX	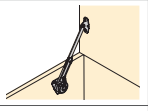	SLOW min 300mm	Sin. / Left	20-70 kg x cm	**1243007**
				Des. / Right	20-70 kg x cm	**1242907**
pag.1.82	NSDX ribalta Folding NSDX	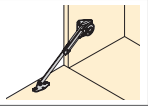	SLOW min 300mm	Sin. / Left	20-70 kg x cm	**1234407**
				Des. / Right	20-70 kg x cm	**1234507**








INFORMAZIONE BRACCETTI / STAYS INFORMATION

PISTONI E AGGANCI / PISTONS AND LATCHES

pag.1.83	Pistone per pensili Piston for lift-ups	8 kg	470	**1257025**	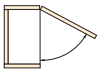
		11 kg	470	**1257925**	
		5 kg	276	**1235725**	
		8 kg	276	**1227825**	
		11 kg	276	**1227925**	
		20 kg	276	**1244825**	
		2 kg	243	**1258125**	
		5 kg	243	**1243925**	
		8 kg	243	**1244025**	
		11 kg	243	**1244125**	
		5 kg	180	**1263825**	
pag.1.83	Pistone H per pensili H Piston for lift-ups	5 kg	276	**1259125**	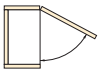
		8 kg	276	**1259225**	
		11 kg	276	**1259325**	
		5 kg	243	**1259425**	
		8 kg	243	**1259525**	
		11 kg	243	**1259625**	
pag.1.85	Pistone H per pensili H Piston for lift-ups KIT	5 kg	276	**1005925**	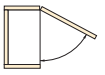
		8 kg	276	**1005725**	
		11 kg	276	**1005825**	
		8 kg	243	**1005625**	
		11 kg	243	**1008025**	
pag.1.84	Pistone per ribalta Piston for folding	6 kg	276	**1244225**	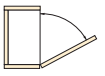
		12 kg	276	**1000225**	
		18 kg	276	**1255725**	
		6 kg	243	**1233225**	
		12 kg	243	**1000525**	
pag.1.84	Pistone H per ribalta H Piston for folding	5 kg	243	**1010925**	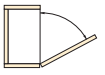
		6 kg	276	**1271625**	
		12 kg	276	**1271725**	
		18 kg	276	**1271825**	
		6 kg	243	**1271925**	
		12 kg	243	**1272025**	
pag.1.85	Pistone H per ribalta H Piston for folding KIT	12 kg	276	**1008225**	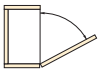
		6 kg	243	**1005525**	
		12 kg	243	**1008125**	

BRACCETTI E AGGANCI / STAYS AND LATCHES

pag.1.87	Agile	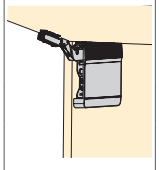	LOW / MEDIUM / HIGH — SLOW — 16-28 mm — 250-500 mm — max. 1.200 mm EXTRA HIGH — SLOW — 16-28 mm — 400-700 mm — max. 1.800 mm	LOW: **1213015**, **1213023** MEDIUM: **1213115**, **1213123** HIGH: **1213215**, **1213223** EXTRA HIGH: **1213515**, **1213523**	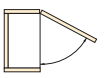

SIMBOLOGIE / SIMBOLOGY

SLOW Chiusura soft / Soft closing

Altezza ante / Height door

Larghezza ante / Width door

Max. Carico massima ante / Maximum door load

BRACCETTI E AGGANCI
STAYS AND LATCHES

Miniwinch



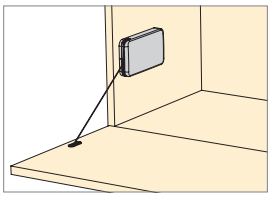

Forza Force	Cod.		
4 kg	**10095**	**21**	10
6 kg	**10096**	**21**	10
10 kg	**10097**	**21**	10
14 kg	**10098**	**21**	10
16 kg	**10099**	**21**	10

Acciaio e tecnoplastica
Steel and plastic

Raccomandato cerniera Ankor GT-B Cod. 1010707.
Recomended Ankor GT-B hinge Cod. 1010707.

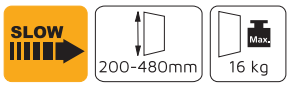

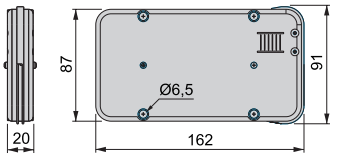



Ankor GT-B
1

- Meccanismo per ante a ribalta con cavo in acciaio.
- Dispone di un'ammortizzazione in apertura dell'anta e di un supporto in chiusura, consentendo di rilasciare l'anta prima di chiuderla, riducendo il colpo della chiusura.
- Con regolazione dell'effetto frenante e della posizione finale d'apertura.
- Permette il montaggio in due posizioni (verticale e orizzontale). Ciò aiuta a
- ottimizzare lo spazio in mobili poco profondi.
- Meccanismo reversibile, può essere montato sia a destra che a sinistra.
- Include agganci e viti.

- A mechanism for folding doors using a steel cable.
- Soft open and close and there is closing support, which makes it possible to release the door before closing it, reduces the impact.
- The braking force is regulated as is the final opening position.
- It allows for assembly in two positions (vertical and horizontal) which makes it possible to optimise space in shallow furniture.
- Ambidextrous mechanism, it can be mounted on the right as well as on the left.
- Includes latches and screws.

Coperchi

Caps



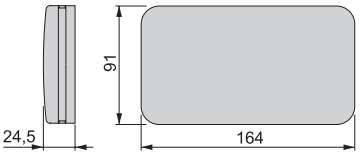

Cod.				
10100	**15**	**17**	**21**	10

Tecnoplastica / Plastic







15 | Plastica bianca / White plastic
17 | Plastica nera / Black plastic
21 | Plastica grigia / Grey plastic

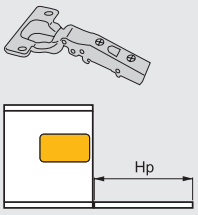

Miniwinch / Hp	4 kg		6 kg		10 kg		14 kg		16 kg	
	MINIWINCH x1	MINIWINCH x2	MINIWINCH x1	MINIWINCH x2	MINIWINCH x1	MINIWINCH x2	MINIWINCH x1	MINIWINCH x2	MINIWINCH x1	MINIWINCH x2
200 - 230	2 - 2,8	-	3,5 - 4,8	-	4,3 - 5,8	-	4,9 - 6,9	-	5,9 - 7,8	-
230 - 270	2 - 2,4	3 - 3,6	3,2 - 4	6,8 - 8,5	3,7 - 5,6	6,8 - 9,2	4,4 - 6,2	-	6 - 7,6	-
270 -330	1,7 - 2,1	3,2 - 3,8	3,1 - 3,9	5,4 - 7,4	3,8 - 5	7,4 - 9	4 - 5,2	8,6 - 11	4,7 - 7,3	10,6 - 12,6
330 - 380	-	-	2,6 - 3,6	5 - 7,2	3,3 - 4,9	7,2 - 8,8	3,7 - 5,1	8 - 11,2	4,4 - 5,5	9,6 - 12,4
380 - 430	-	-	2,8 - 3,7	4,5 - 7	2,9 - 3,9	6,1 - 8,7	3,3 - 4,5	7,5 - 11	3,9 - 5,2	8,4 - 12,2
430 - 460	-	-	2,2 - 3	4,3 - 6,3	2,9 - 3,7	5,9 - 8,3	3,3 - 4,5	7,5 - 10,5	3,7 - 4,9	8,5 - 11
460 - 480	-	-	2,8 - 3	4,1 - 6,1	2,9 - 3,7	5,5 - 7,5	3,4 - 4,1	7 - 9,5	3,7 - 4,5	9 - 10

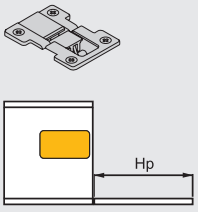

Miniwinch / Hp	4 kg		6 kg		10 kg		14 kg		16 kg	
	MINIWINCH x1	MINIWINCH x2	MINIWINCH x1	MINIWINCH x2	MINIWINCH x1	MINIWINCH x2	MINIWINCH x1	MINIWINCH x2	MINIWINCH x1	MINIWINCH x2
200 - 230	2,4 - 2,8	-	4 - 4,8	-	4,2 - 6,2	-	4,8 - 6,8	-	5,8 - 8	-
230 - 270	2 - 2,3	3,2 - 4,4	3 - 4,4	6,8 - 8,5	3,6 - 5,2	6,8 - 9,6	4,4 - 6	-	5,2 - 7	-
270 -330	1,4 - 2	2,9 - 3,8	2,9 - 3,8	5,6 - 7,8	3 - 4,6	6,4 - 8,8	3,6 - 5,2	7 - 10,2	4,6 - 6	8,6 - 11,8
330 - 380	-	-	2,7 - 3,7	5 - 7	3,2 - 4,3	6,5 - 8,5	3,7 - 4,9	6,9 - 10,1	4,3 - 5,7	8,7 - 11,1
380 - 430	-	-	2,9 - 3,6	4,5 - 6,1	3,1 - 3,9	5,7 - 7,3	3,7 - 4,5	6,9 - 8	4,5 - 6,1	8,5 - 10,1
430 - 460	-	-	2,7 - 3,1	4,3 - 6,1	2,7 - 3,9	5,9 - 8,3	3,7 - 4,7	7,1 - 9,5	4,1 - 4,9	8,3 - 9,5
460 - 480	-	-	2,5 - 2,9	4,1 - 5,7	2,8 - 3,8	5,3 - 7,7	3,6 - 4,4	6,8 - 8,9	3,8 - 4,8	7,2 - 9,6

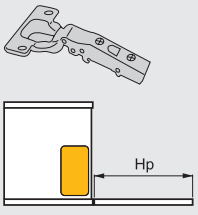

Miniwinch / Hp	4 kg		6 kg		10 kg		14 kg		16 kg	
	MINIWINCH x1	MINIWINCH x2	MINIWINCH x1	MINIWINCH x2	MINIWINCH x1	MINIWINCH x2	MINIWINCH x1	MINIWINCH x2	MINIWINCH x1	MINIWINCH x2
200 - 230	2,6 - 3,1	-	4,4 - 5,5	-	6,3 - 8,5	-	7,5 - 9,3	-	-	-
230 - 270	2,1 - 2,5	4 - 4,8	3,4 - 4,5	6,8 - 9,2	4,5 - 5,6	9,2 - 12	6,8 - 8,6	-	-	-
270 -330	2 - 2,3	3,5 - 4,5	3 - 4,9	6,1 - 7,7	3,7 - 5,1	7,7 - 10,1	5,4 - 7,1	10,5 - 13,7	6,1 - 7,3	12,1 - 14,5
330 - 380	-	-	2,5 - 3,6	5,1 - 6,9	3,2 - 4,3	6,6 - 9,3	4,6 - 6,1	9,1 - 11,3	4,9 - 6,4	10,5 - 12,9
380 - 430	-	-	2,3 - 3,2	4,4 - 6,6	3 - 4	6,6 - 8,2	4,4 - 5,4	8,4 - 10,2	4,6 - 5,6	9,4 - 11,4
430 - 460	-	-	2,3 - 3	4,2 - 6,2	2,8 - 3,6	5,4 - 7,6	4,2 - 5,2	7,4 - 9,4	4,4 - 5,4	8,4 - 10,6
460 - 480	-	-	2,3 - 3	4,2 - 6,2	2,8 - 3,6	5,4 - 7,6	4 - 5,2	7,2 - 9,4	4,4 - 5,4	8,4 - 10,6

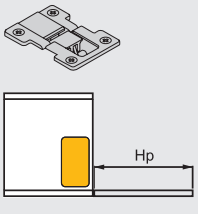

Miniwinch / Hp	4 kg		6 kg		10 kg		14 kg		16 kg	
	MINIWINCH x1	MINIWINCH x2	MINIWINCH x1	MINIWINCH x2	MINIWINCH x1	MINIWINCH x2	MINIWINCH x1	MINIWINCH x2	MINIWINCH x1	MINIWINCH x2
200 - 230	2,5 - 2,9	-	4,1 - 5,9	-	5,3 - 7,3	-	8 - 11	-	-	-
230 - 270	2,2 - 2,5	4,1 - 4,8	3,3 - 4,8	6,8 - 9,6	4,2 - 6	9,6 - 12,8	6,6 - 8,6	-	-	-
270 -330	1,9 - 2,3	3,4 - 4,3	3,2 - 4,5	6,3 - 8,1	3,8 - 5,1	7,9 - 11,1	5,7 - 7,3	11,3 - 14,5	6,1 - 8	12,9 - 15,5
330 - 380	-	-	2,6 - 3,4	5 - 6,5	3,3 - 4,5	7,3 - 8,5	4,9 - 6,3	9,7 - 11,7	5,3 - 6,5	10,7 - 12,9
380 - 430	-	-	2,5 - 3,4	5 - 6,2	3,2 - 4,2	6,2 - 8,2	4,4 - 5,4	8,6 - 10,6	4,8 - 5,6	9,8 - 11,4
430 - 460	-	-	2,3 - 3	4,6 - 6,2	3 - 3,8	6,2 - 7,8	4 - 5,2	7,8 - 10,2	4,6 - 5,4	9 - 10,4
460 - 480	-	-	2,4 - 3,2	4,6 - 6	2,8 - 4	5,6 - 7,8	3,8 - 5	7,6 - 10	4,5 - 5,4	8,8 - 10,4

ESEMPIO / EXAMPLE

Hp = Altezza ante / Height door (mm)
Pp = Peso porta / Weight door (kg)

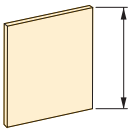

Hp = 350 mm

Pp = 5,8 kg

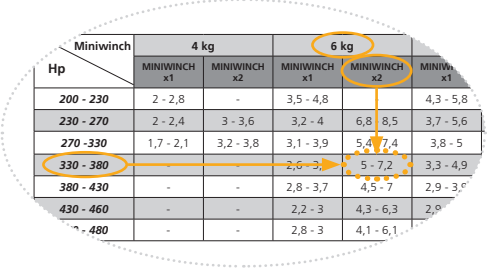

Miniwinch / Hp	4 kg		6 kg		
	MINIWINCH x1	MINIWINCH x2	MINIWINCH x1	MINIWINCH x2	MINIW x1
200 - 230	2 - 2,8	-	3,5 - 4,8		4,3 - 5,8
230 - 270	2 - 2,4	3 - 3,6	3,2 - 4	6,8 - 8,5	3,7 - 5,6
270 -330	1,7 - 2,1	3,2 - 3,8	3,1 - 3,9	5,4 - 7,4	3,8 - 5
330 - 380	-	-	2,6 - 3,6	5 - 7,2	3,3 - 4,9
380 - 430	-	-	2,8 - 3,7	4,5 - 7	2,9 - 3,9
430 - 460	-	-	2,2 - 3	4,3 - 6,3	2,9
460 - 480	-	-	2,8 - 3	4,1 - 6,1	

www.emuca.com

Microwinch



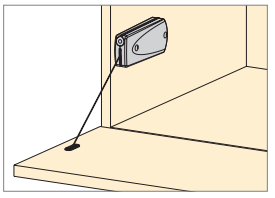

Forza Force	Cod.		
4 kg	**10103**	**21**	10
6 kg	**10104**	**21**	10
10 kg	**10105**	**21**	10
14 kg	**10106**	**21**	10

Acciaio e tecnoplastica
Steel and plastic

Raccomandato cerniera Ankor GT-B Cod. 1010707.
Recomended Ankor GT-B hinge Cod. 1010707.

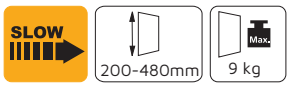

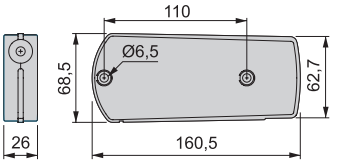



Ankor GT-B
1

- Meccanismo per ante a ribalta con cavo in acciaio.
- Include una regolazione della posizione finale d'apertura.
- Permette il montaggio in due posizioni (verticale e orizzontale). Ciò aiuta a ottimizzare lo spazio in mobili poco profondi.
- Meccanismo reversibile, può essere montato sia a destra che a sinistra.
- Include agganci e viti.

- A mechanism for folding doors using a steel cable.
- It incorporates adjustment of the final opening position.
- It allows for assembly in two positions (vertical and horizontal) which makes it possible to optimise space in shallow furniture.
- Ambidextrous mechanism, it can be mounted on the right as well as on the left.
- Includes latches and screws.





ESEMPIO / EXAMPLE

Hp = Altezza ante / Height door (mm)
Pp = Peso porta / Weight door (kg)

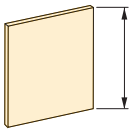

Hp = 320 mm

Pp = 3,2 kg

Microwinch / Hp	4 kg		6 kg	
	MICROWINCH x1	MICROWINCH x2	MICROWINCH x1	MICROWINCH x2
210 - 270	1,7 - 3	3,9 - 4,5	3,1 - 4	7,5 - 8
270 - 330	1,7 - 3	3,3 - 4,5	3,1 - 4	6,1 - 7,4
330 - 380	1,7 - 1,9	3,2 - 3,5	2,9 - 3,5	5,1 - 6,8
380 - 430	1,5 - 1,8	2,7 - 3,3	2,5 - 3,3	4,8 - 6
460	1,2 - 1,7	2,5 - 3,1	2,3 - 3,3	

www.emuca.com

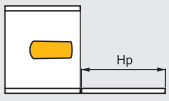

Microwinch / Hp	4 kg		6 kg		10 kg		14 kg	
	MICROWINCH x1	MICROWINCH x2	MICROWINCH x1	MICROWINCH x2	MICROWINCH x1	MICROWINCH x2	MICROWINCH x1	MICROWINCH x2
210 - 270	1,7 - 3	3,9 - 4,5	3,1 - 4	7,5 - 8	4,6 - 5,3	8 - 8,5	5,1 - 6	-
270 - 330	1,7 - 3	3,3 - 4,5	3,1 - 4	6,1 - 7,4	4 - 5,1	7,5 - 8,2	4,4 - 6	7,5 - 8,5
330 - 380	1,7 - 1,9	3,2 - 3,5	2,9 - 3,5	5,1 - 6,8	3,6 - 4,3	6,8 - 7,5	4 - 5,2	7,5 - 8
380 - 430	1,5 - 1,8	2,7 - 3,3	2,5 - 3,3	4,8 - 6,6	3,3 - 3,8	6,8 - 7,2	4,4 - 5	7,3 - 8
430 - 460	1,2 - 1,7	2,5 - 3,1	2,3 - 3,3	4,6 - 6	3,2 - 3,5	6,1 - 7	3,5 - 4,5	7,1 - 8
460 - 480	-	-	2,2 - 2,8	4,4 - 5,3	2,8 - 3,2	5,5 - 6,5	3,3 - 4,3	6,6 - 7,5

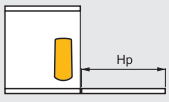

Microwinch / Hp	4 kg		6 kg		10 kg		14 kg	
	MICROWINCH x1	MICROWINCH x2	MICROWINCH x1	MICROWINCH x2	MICROWINCH x1	MICROWINCH x2	MICROWINCH x1	MICROWINCH x2
210 - 270	2,5 - 3,8	4,3 - 5,6	3,9 - 4,9	-	5,7 - 6,5	-	-	-
270 - 330	2,3 - 3,1	4,2 - 5	3,2 - 4,1	7 - 7,5	4,2 - 5,5	7,6 - 9	5,5 - 5,9	-
330 - 380	1,8 - 2,6	3,4 - 3,9	3,0 - 3,8	5,6 - 6,5	3,8 - 4,7	7,5 - 8,3	4,4 - 5,5	8,3 - 9
380 - 430	1,7 - 2,3	2,9 - 4,2	2,8 - 3,5	4,7 - 6,2	3,5 - 4,3	7,2 - 7,7	4,3 - 4,6	7,3 - 8,5
430 - 460	1,5 - 2	3,1 - 4	2,5 - 3,2	4,4 - 6,1	3,3 - 4	6,2 - 7,5	3,6 - 4,3	6,8 - 8,3
460 - 480	-	2,8 - 3,8	2,3 - 2,6	4,1 - 5,8	3,2 - 3,6	6 - 7,2	3,3 - 4	6,3 - 7,5

Compasso in alluminio

Folding alluminium-made

Cod.	
12314	**62**	50

Acciaio e alluminio
Steel and aluminium



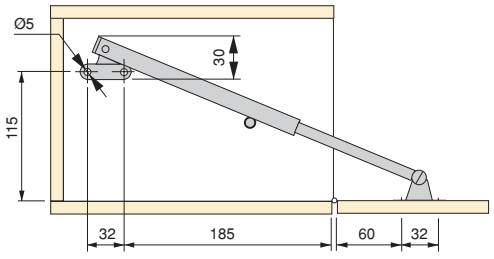

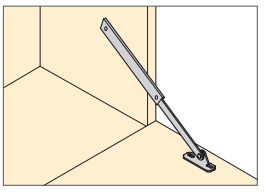



Secreter
1

Raccomandato cerniera secreter Cod. 1000107.
Recomended secreter hinge Cod. 1000107.

- Compasso per ante a ribalta.
- Dispone di regolazione frenante per l'apertura.
- Si può montare a dx o sx, semplicemente facendo il caviamento degli agianci.

- Stay for folding and lid doors.
- With down-speed regulator device which adjusts the braking action.
- Can be mounted on either the left or right of the carcase by simply changing the fixing points.

Elbow per pensili, ribalta e cassapanca

NEW

Elbow lift-ups, folding or trunk lid

Cod.		
12597	**07**	20

Acciaio / Steel



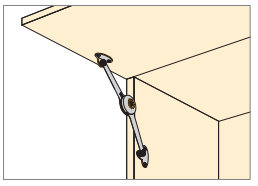

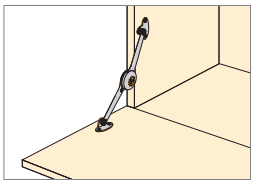

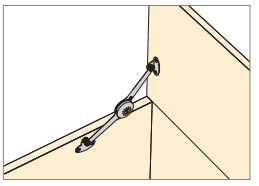

SLOW

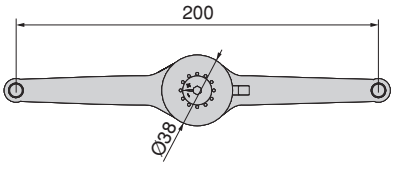

Raccomandato cerniere X91.
Recomended X91 hinges.

- Meccanismo per ante per pensili, a ribalta o per cassapanca.
- Ha un attuatore che modifica il funzionamento delle ante elevabili o per cassapanca rispetto al funzionamento per le ante a ribalta.
- La forza della frenata può essere regolata con una chiave a brugola.
- Meccanismo reversibile, può essere montato sia a destra che a sinistra.
- Include agganci e viti.

- Mechanism for doors lift-up, folding or trunk lid.
- It has an actuator that makes the functioning of the lift-up or folding or trunk lid.
- It is possible to adjust the strength of the spring with an Allen key, thus obtaining anything from a simple brake on the drop, to intermediate positioning of the door.
- Ambidextrous mechanism, it can be mounted on the right as well as on the left.
- Includes latches and screws.

PER PENSILI / LIFT-UPS

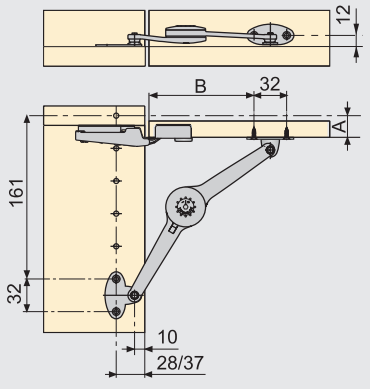

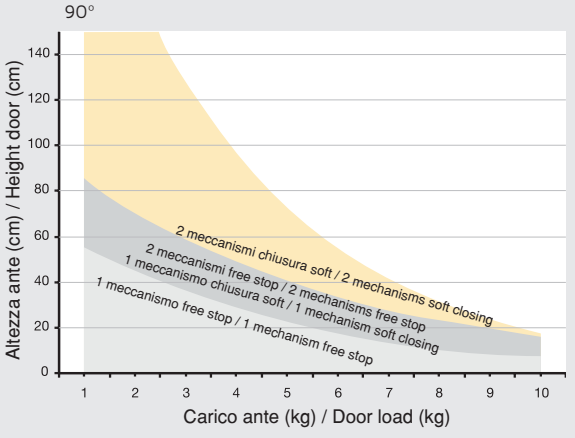

A	B
8	90
9	91
10	92
11	93
12	95
13	96
14	97
15	98
16	99
17	100
18	101
19	102
20	103
21	103
22	104
23	105
24	105
25	106

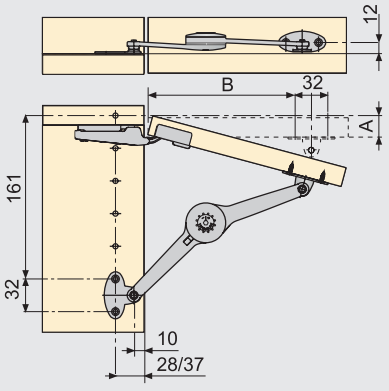

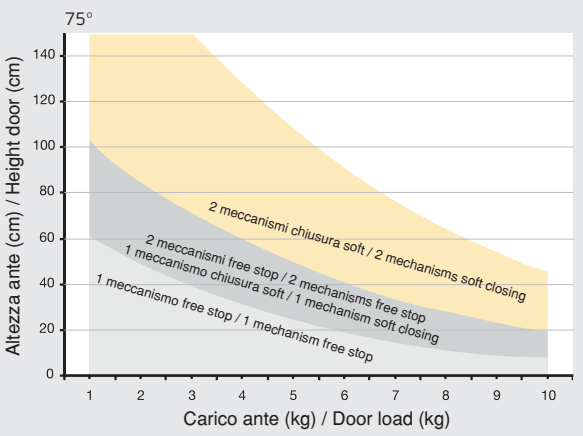

A	B
8	132
9	133
10	134
11	135
12	137
13	138
14	139
15	140
16	141
17	142
18	143
19	143
20	144
21	144
22	145
23	146
24	146
25	147

07 | Nichelato
Nickel plated

RIBALTA / FOLDING

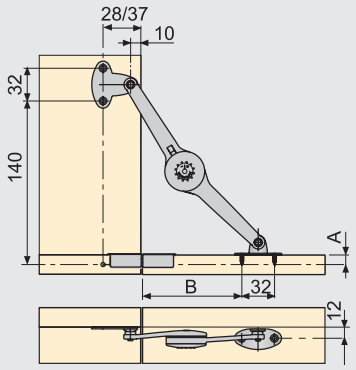

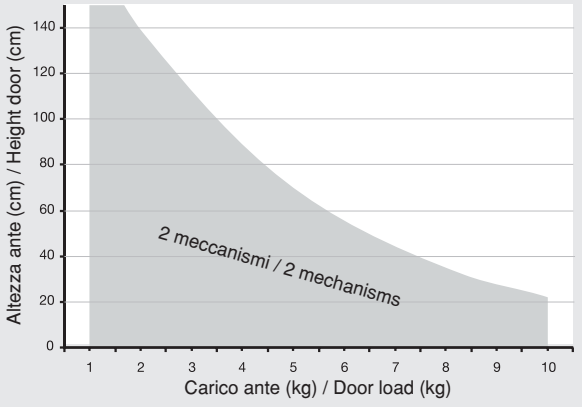

A	B
8	98
9	99
10	100
11	101
12	103
13	104
14	105
15	106
16	107
17	108
18	109
19	110
20	111
21	111
22	112
23	113
24	113
25	114

CASSAPANCA / TRUNK LID

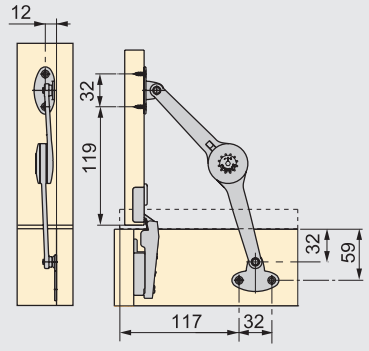

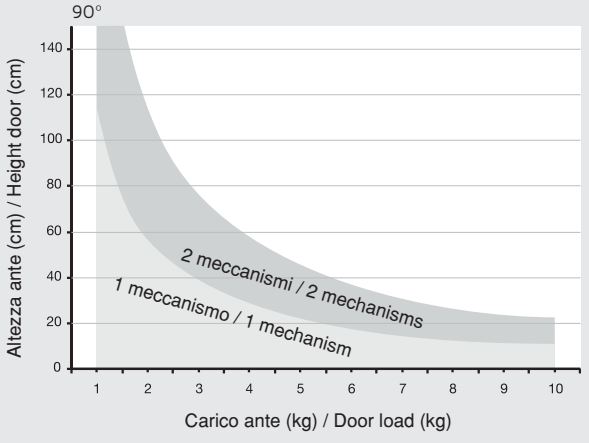

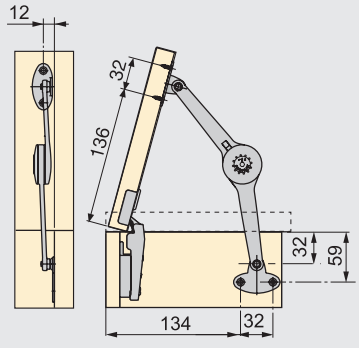

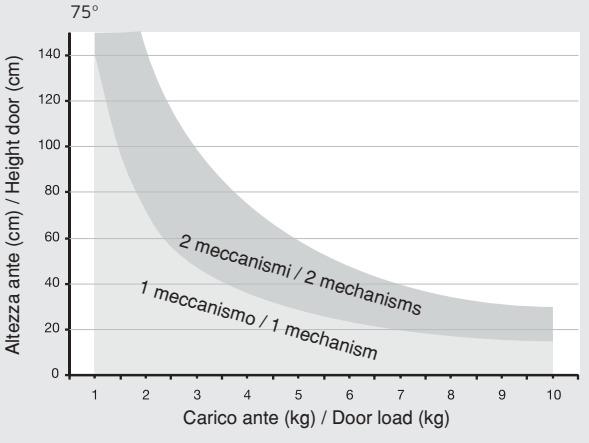



X91
1

SDS ribalta

Folding SDS



Forza Force	Cod.		
5-12 kg x cm	**10007**	**17**	20
10-24 kg x cm	**10006**	**17**	20

Acciaio e tecnoplastica / Steel and plastic

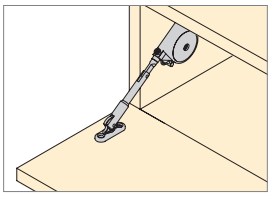



Secreter 1

SLOW

Raccomandato cerniera secreter Cod. 1000107.
Recomended secreter hinge Cod. 1000107.

- Dotato si rallentatore in fase di apertura anta.
- Include un'autochiusura.
- Angolo di apertura regolabile.
- Compatibile con qualunque cerniera.
- Si può montare sui Plus 4-11-12-14-15-16-17-18.
- Altezza minima dell'anta: H = 140 mm + 2 x sormonto.
- Si può montare a dx o sx.
- Include la dima di montaggio.

- This stay is designed to absorb the sudden fall of the door.
- It includes a selfclosing system.
- The opening angle is adjustable.
- It works with any kind of hinge.
- It can be mounted on Plus 4-11-12-14-15-16-17-18 profiles.
- Min. height of the door H = 140 mm + 2 x overlay.
- Can be mounted on the left or right side.
- Includes mounting template.

	A	B	C	D
	60	73	60	-
	57	66	48 + S	66 + S

S: Sormonto / Overlay

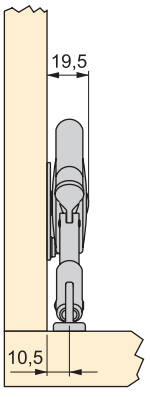

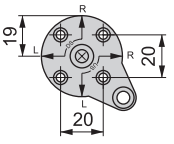

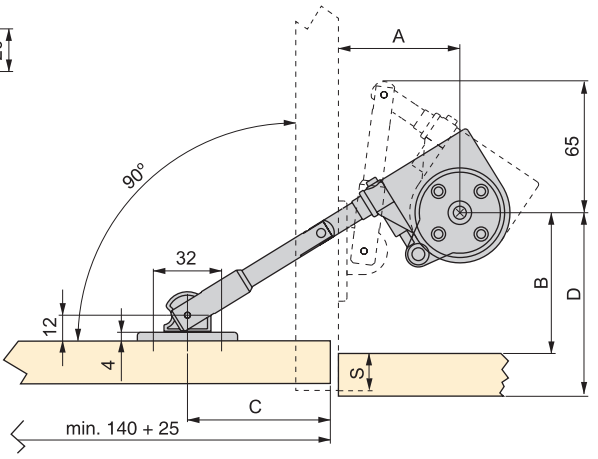

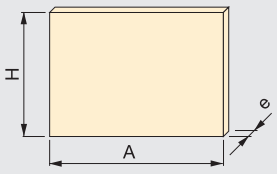

$$P = \frac{H \times A \times e \times d}{1.000}$$

CALCOLO DEL PESO DELL'ANTA
P = Peso dell'anta in kg.
H = Altezza dell'anta in cm.
A = Larghezza dell'anta in cm.
e = Spessore dell'anta in cm.
d = Densità del materiale.
Truciolare: d = 0,72 kg/dm³.
MDF: d = 0,75 kg/dm³.
Cristallo: d = 2,54 kg/dm³.

CALCULATING TOTAL WEIGHT OF DOOR
P = Weight of the door in kg.
H = Height of the door in cm.
A = Width of the door in cm.
e = Thickness of the door in cm.
d = Density of door material.
Particle board: d = 0,72 kg/dm³.
MDF: d = 0,75 kg/dm³.
Glass: d = 2,54 kg/dm³.

CALCOLO DELLA FORZA DEL BRACCETTO
F = Forza in kg x cm.
P = Peso dell'anta in kg x cm.
H = Altezza dell'anta in cm.
In funzione del valore ottenuto da F (kg x cm) selezionare 1 o 2 braccetti adeguati.

CALCULATING STRENGTH OF STAY
F = Force in kg x cm.
P = Weight of the door in kg x cm.
H = Height of de door in cm.
Depending on the obtained value for F (kg x cm) choose 1 or 2 suitable stays.

$$F = \frac{H \times P}{2}$$

NSDX per pensili

Lift-ups NSDX



Lato Hand	Forza Force	Descrizione Description	Cod.		
Sinistra Left	20-70 kg x cm	Senza fermata Without stop	**12340**	**07**	20
Destra Right	20-70 kg x cm	Senza fermata Without stop	**12341**	**07**	20

Acciaio e zama / Steel and zamak

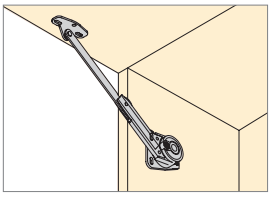

SLOW

min 300mm

- Dotato di rallentatore in fase di chiusura anta.
- Si può regolare la velocità di caduta tramite una vite.
- Durata superiore a 50.000 cicli completi.
- Include la sagoma di montaggio.
- Agganci non inclusi.

- These stays are designed to absorb sudden fall and impact when closing the door.
- Down-speed can be adjusted with the turn of a screw.
- Durability greater that 50.000 open/close cycles.
- Includes mounting template.
- Catches not included.

		A	D	E
80°	60°	100	99	115
90°	65°	91,5	90,4	106,5
100°	70°	85	84	100

		A	B	C
80°	60°	106	105 - S	121 - S
90°	65°	98	97 - S	113 - S
100°	70°	92,5	91,5 - S	107,5 - S

S: Sormonto / Overlay

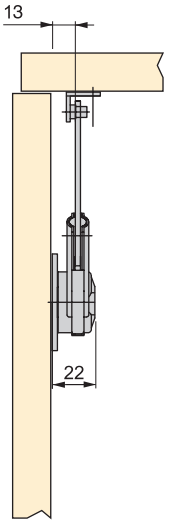

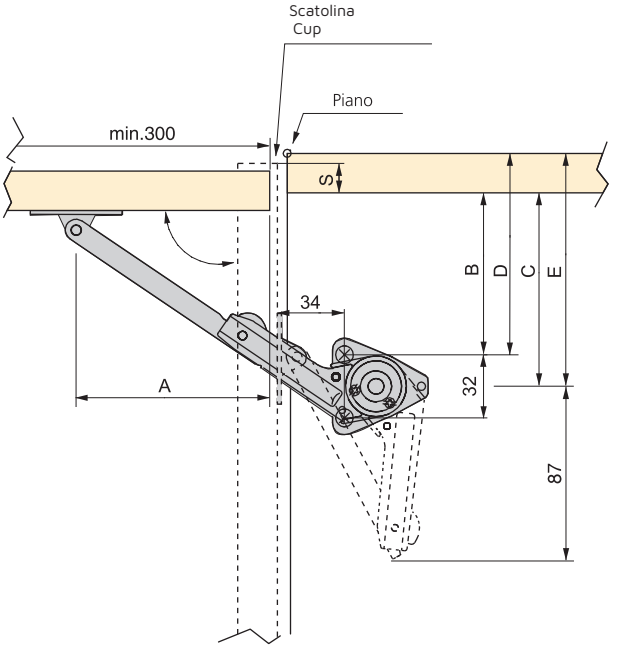

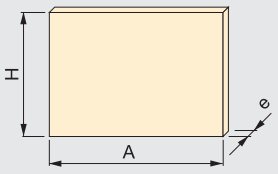

$$P = \frac{H \times A \times e \times d}{1.000}$$

CALCOLO DEL PESO DELL'ANTA
P = Peso dell'anta in kg.
H = Altezza dell'anta in cm.
A = Larghezza dell'anta in cm.
e = Spessore dell'anta in cm.
d = Densità del materiale.
Truciolare: d = 0,72 kg/dm³.
MDF: d = 0,75 kg/dm³.
Cristallo: d = 2,54 kg/dm³.

CALCOLO DELLA FORZA DEL BRACCETTO
F = Forza in kg x cm.
P = Peso dell'anta in kg x cm.
H = Altezza dell'anta in cm.
In funzione del valore ottenuto da F (kg x cm) selezionare 1 o 2 braccetti adeguati.

CALCULATING TOTAL WEIGHT OF DOOR
P = Weight of the door in kg.
H = Height of the door in cm.
A = Width of the door in cm.
e = Thickness of the door in cm.
d = Density of door material.
Particle board: d = 0,72 kg/dm³.
MDF: d = 0,75 kg/dm³.
Glass: d = 2,54 kg/dm³.

CALCULATING STRENGTH OF STAY
F = Force in kg x cm.
P = Weight of the door in kg x cm.
H = Height of de door in cm.
Depending on the obtained value for F (kg x cm) choose 1 or 2 suitable stays.

$$F = \frac{H \times P}{2}$$

NSDX per cassapanca

Trunk lid NSDX



SLOW

min 300mm

Lato Hand	Forza Force	Cod.		
Sinistra Left	20-70 kg x cm	**12430**	**07**	20
Destra Right	20-70 kg x cm	**12429**	**07**	20

Acciaio e zama / Steel and zamak

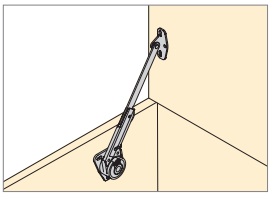

- Dotato di rallentatore in fase di chiusura anta.
- Si può regolare la velocità di caduta tramite una vite.
- Durata superiore a 50.000 cicli completi.
- Include la sagoma di montaggio.
- Agganci non inclusi.

- These stays are designed to absorb sudden fall and impact when closing the door.
- Down-speed can be adjusted with the turn of a screw.
- Durability greater that 50.000 open/close cycles.
- Includes mounting template.
- Catches not included.

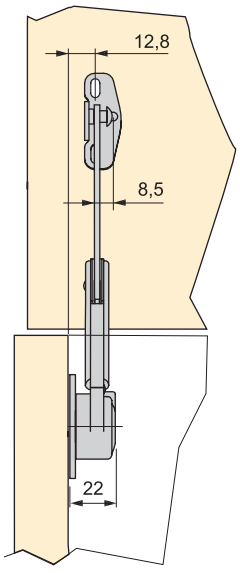

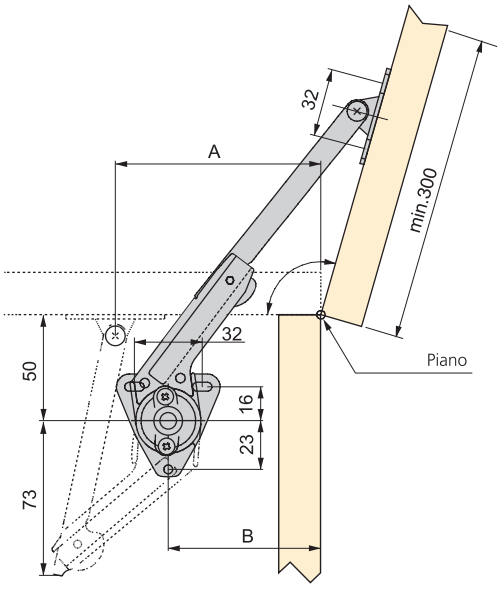

	A	B	C	D
70°	125	100	126	101
105°	97	72	103	78

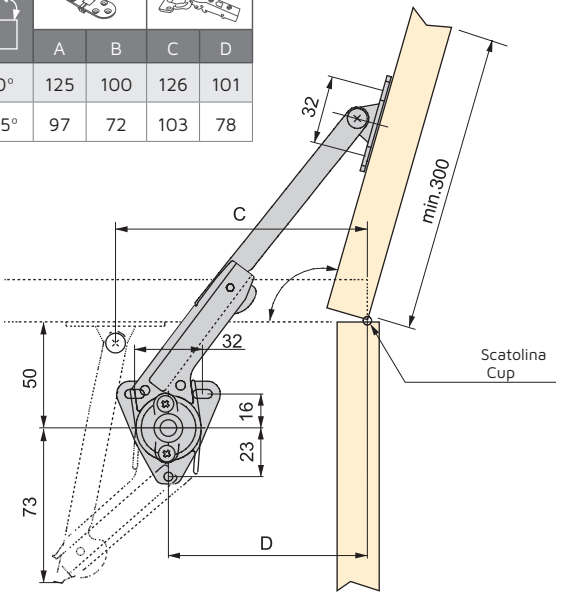

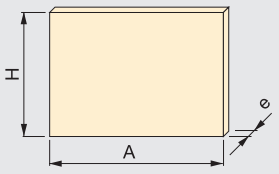

$$P = \frac{H \times A \times e \times d}{1.000}$$

CALCOLO DEL PESO DELL'ANTA
P = Peso dell'anta in kg.
H = Altezza dell'anta in cm.
A = Larghezza dell'anta in cm.
e = Spessore dell'anta in cm.
d = Densità del materiale.
Truciolare: d = 0,72 kg/dm³.
MDF: d = 0,75 kg/dm³.
Cristallo: d = 2,54 kg/dm³.

CALCULATING TOTAL WEIGHT OF DOOR
P = Weight of the door in kg.
H = Height of the door in cm.
A = Width of the door in cm.
e = Thickness of the door in cm.
d = Density of door material.
Particle board: d = 0,72 kg/dm³.
MDF: d = 0,75 kg/dm³.
Glass: d = 2,54 kg/dm³.

CALCOLO DELLA FORZA DEL BRACCETTO
F = Forza in kg x cm.
P = Peso dell'anta in kg x cm.
H = Altezza dell'anta in cm.
In funzione del valore ottenuto da F (kg x cm) selezionare 1 o 2 braccetti adeguati.

CALCULATING STRENGTH OF STAY
F = Force in kg x cm.
P = Weight of the door in kg x cm.
H = Height of de door in cm.
Depending on the obtained value for F (kg x cm) choose 1 or 2 suitable stays.

$$F = \frac{H \times P}{2}$$

07 | Nichelato / Nickel plated

NSDX ribalta

Folding NSDX



SLOW

min 300mm

Lato Hand	Forza Force	Cod.		
Sinistra Left	20-70 kg x cm	**12344**	**07**	20
Destra Right	20-70 kg x cm	**12345**	**07**	20

Acciaio e zama / Steel and zamak

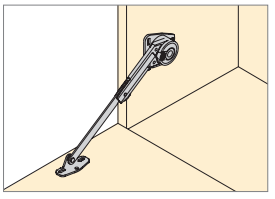

- Dotato di rallentatore in fase di apertura anta.
- Si può regolare la velocità di caduta tramite una vite.
- Durata superiore a 50.000 cicli completi.
- Include la sagoma di montaggio.
- Agganci non inclusi.

- These stays are designed to absorb sudden fall and impact when closing the door.
- Down-speed can be adjusted with the turn of a screw.
- Durability greater that 50.000 open/close cycles.
- Includes mounting template.
- Catches not included.

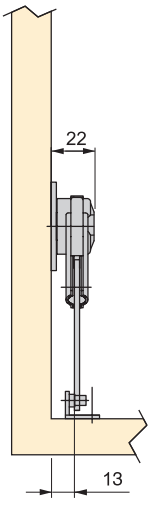

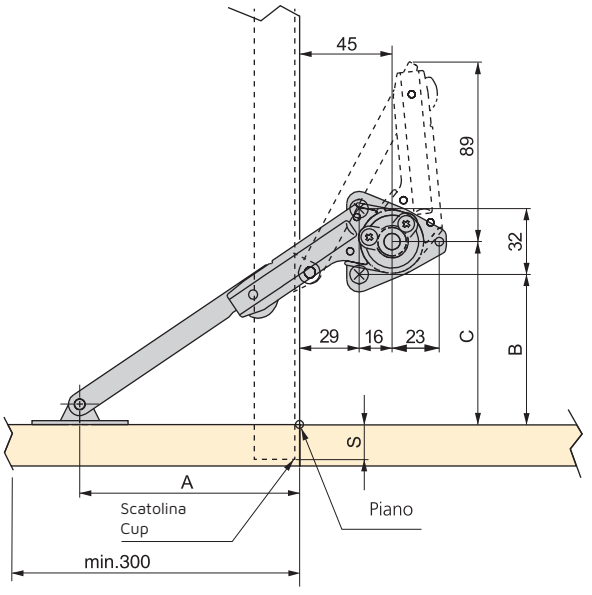

	A	B	C
	97	106 - S	122 - S
	90	99	115

S: Sormonto / Overlay

Aggancio per porta in legno

Catch for wooden door



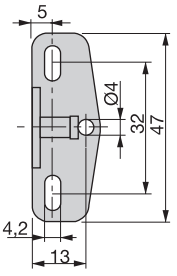

Cod.		
12342	**07**	20

Acciaio / Steel

- Per porte in legno o in alluminio Plus 4-4E-11-14-15-16-17-18.

- For wooden door or Plus 4-4E-11-14-15-16-17-18 aluminium doors.

PISTONI E AGGANCI
PISTONS AND LATCHES

Pistone per pensili
Piston for lift-ups



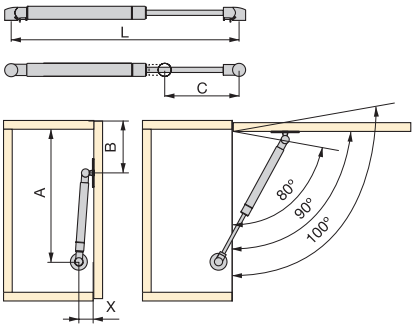

Forza Force	L	C	Cod.		
8 kg	470	200	**12570**	**25**	20
11 kg	470	200	**12579**	**25**	20
5 kg	276	100	**12357**	**25**	20
8 kg	276	100	**12278**	**25**	20
11 kg	276	100	**12279**	**25**	20
20 kg	276	100	**12448**	**25**	20
2 kg	243	80	**12581**	**25**	20
5 kg	243	80	**12439**	**25**	20
8 kg	243	80	**12440**	**25**	20
11 kg	243	80	**12441**	**25**	20
5 kg	180	50	**12638**	**25**	20

Acciaio e tecnoplastica / Steel and plastic

Pistón H elevable
Pistão H elevável



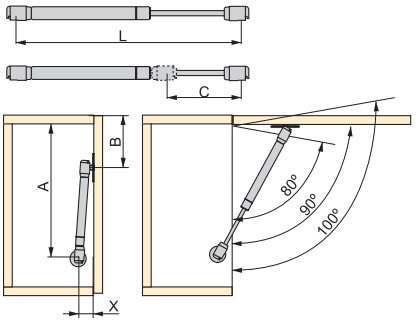

Forza Force	L	C	Cod.		
5 kg	276	100	**12591**	**25**	20
8 kg	276	100	**12592**	**25**	20
11 kg	276	100	**12593**	**25**	20
5 kg	243	80	**12594**	**25**	20
8 kg	243	80	**12595**	**25**	20
11 kg	243	80	**12596**	**25**	20

Acciaio e tecnoplastica / Steel and plastic

www.emuca.com

C	α	A	B	X
50	80°	186	70	25
	90°	175	63	
	100°	167	55	
80	80°	248	95	
	90°	233	87	
	100°	221	80	
100	80°	274	100	40
	90°	257	95	
	100°	245	87	
200	80°	477	177	
	90°	446	172	
	100°	417	169	

- Per ante in legno e alluminio.
- Per sormonti differenti a 15 mm sommare il valore A+15-sormonto.
- Per ante di larghezza superiore a 450 mm si consiglia l'uso di 2 ammortizzatori.

- For wooden and aluminium doors.
- For overhangs other than 15 mm, calculate value A+15-overhang.
- For doors wider than 450 mm the use of 2 springs is recommended.

CALCOLO PER ANTE IN LUCE:
Sommare E+1 per calcolare A e X essendo E lo spessore del pannello.

HOW TO CALCULATE THE MOUNTING:
Add E+1 to calculate A and X, being E the thickness of the board.

CALCOLO DELLA FORZA DELL'AMMORTIZZATORE
F: Forza di spinta in kg.
P: Peso dell'antain kg.
H: Altezza anta in mm.
B: Punto di aggancio in mm.

CALCULATING STRENGTH OF STAY
F: Force supported by piston in kg.
P: Weight of door in kg.
H: Height of door in mm.
B: Fixing point of piston in mm.

$$F = \frac{P \times H \times 0{,}6}{B}$$

CALCOLO DEL PESO DELL'ANTA
P = Peso dell'anta in kg.
H = Altezza dell'anta in cm.
A = Larghezza dell'anta in cm.
e = Spessore dell'anta in cm.
d = Densità del materiale.
Truciolare: d = 0,72 kg/dm³.
MDF: d = 0,75 kg/dm³.
Cristallo: d = 2,54 kg/dm³.

CALCULATING WEIGHT OF DOOR
P = Weight of the door in kg.
H = Height of the door in cm.
A = Width of the door in cm.
e = Thickness of the door in cm.
d = Density of door material.
Particle board: d = 0,72 kg/dm³.
MDF: d = 0,75 kg/dm³.
Glass: d = 2,54 kg/dm³.

$$P = \frac{H \times A \times e \times d}{1.000}$$

Pistone per ribalta

Piston for folding



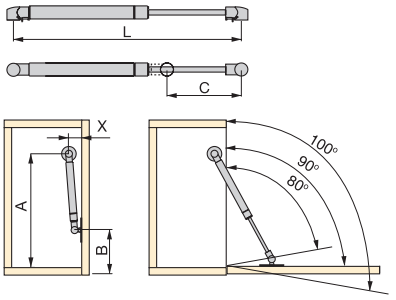

Forza Force	L	C	Cod.		
6 kg	276	100	**12442**	**25**	20
12 kg	276	100	**10002**	**25**	20
18 kg	276	100	**12557**	**25**	20
6 kg	243	80	**12332**	**25**	20
12 kg	243	80	**10005**	**25**	20

Acciaio e tecnoplastica / Steel and plastic

Pistone H per ribalta

H piston for folding



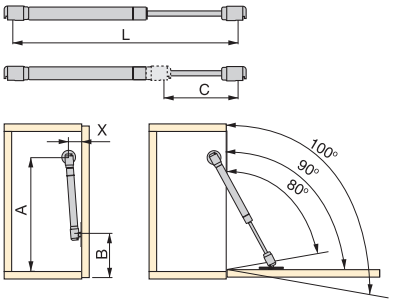

Forza Force	L	C	Cod.		
6 kg	276	100	**12716**	**25**	20
12 kg	276	100	**12717**	**25**	20
18 kg	276	100	**12718**	**25**	20
6 kg	243	80	**12719**	**25**	20
12 kg	243	80	**12720**	**25**	20

Acciaio e tecnoplastica / Steel and plastic



Setubal
9

C	α°	A	B	X
80	80°	248	95	25
	90°	233	87	
	100°	221	80	
100	80°	274	100	40
	90°	257	95	
	100°	245	87	

CALCOLO PER ANTE IN LUCE:
Sommare E+1 per calcolare A e X essendo E lo spessore del pannello.

HOW TO CALCULATE THE MOUNTING:
Add E+1 to calculate A and X, being E the thickness of the board.

- Per ante in legno e alluminio.
- Per sormonti differenti a 15 mm sommare il valore A+15-sormonto.
- Per ante di larghezza superiore a 450 mm si consiglia l'uso di 2 ammortizzatori.

- For wooden and aluminium doors.
- For overhangs other than 15 mm, calculate value A+15-overhang.
- For doors wider than 450 mm the use of 2 springs is recommended.

CALCOLO DELLA FORZA DELL'AMMORTIZZATORE
F: Forza di spinta in kg.
P: Peso dell'antain kg.
H: Altezza anta in mm.
B: Punto di aggancio in mm.

CALCULATING STRENGTH OF STAY
F: Force supported by piston in kg.
P: Weight of door in kg.
H: Height of door in mm.
B: Fixing point of piston in mm.

$$F = \frac{P \times H \times 0{,}6}{B}$$

CALCOLO DEL PESO DELL'ANTA
P = Peso dell'anta in kg.
H = Altezza dell'anta in cm.
A = Larghezza dell'anta in cm.
e = Spessore dell'anta in cm.
d = Densità del materiale.
Truciolare: d = 0,72 kg/dm³.
MDF: d = 0,75 kg/dm³.
Cristallo: d = 2,54 kg/dm³.

CALCULATING WEIGHT OF DOOR
P = Weight of the door in kg.
H = Height of the door in cm.
A = Width of the door in cm.
e = Thickness of the door in cm.
d = Density of door material.
Particle board: d = 0,72 kg/dm³.
MDF: d = 0,75 kg/dm³.
Glass: d = 2,54 kg/dm³.

$$P = \frac{H \times A \times e \times d}{1.000}$$

Confezione di pistone H vasistas con agganci

KIT

Set of H piston for lift-ups with latches



Forza Force	L	C	Cod.		
5 kg	276	100	**10059**	**25**	10
8 kg	276	100	**10057**	**25**	10
11 kg	276	100	**10058**	**25**	10
5 kg	243	80	**10109**	**25**	10
8 kg	243	80	**10056**	**25**	10
11 kg	243	80	**10080**	**25**	10

Acciaio e tecnoplastica / Steel and plastic

Confezione di pistone H ribalta con agganci

KIT

Set of H piston for folding with latches



Forza Force	L	C	Cod.		
12 kg	276	100	**10082**	**25**	10
6 kg	243	80	**10055**	**25**	10
12 kg	243	80	**10081**	**25**	10

Acciaio e tecnoplastica / Steel and plastic

Aggancio fianco con perno

Side panel cath without pivot



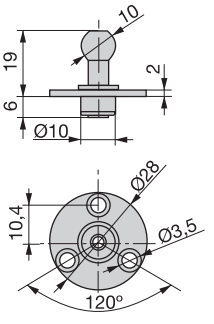

Cod.		
12280	**07**	20

Acciaio / Steel

Vite raccomandata Ø3.
Ø3 screws recommended.

Aggancio fianco

Side panel catch



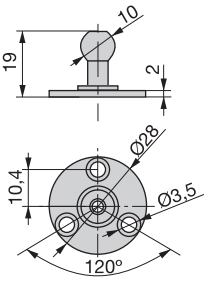

Cod.		
12666	**07**	20

Acciaio / Steel

Vite raccomandata Ø3.
Ø3 screws recommended.

07 | Nichelato / Nickel plated
25 | Verniciato alluminio / Silver painted

Aggancio per anta in legno

Catch for wooden doors

Cod.		
12281	**07**	20

Acciaio / Steel



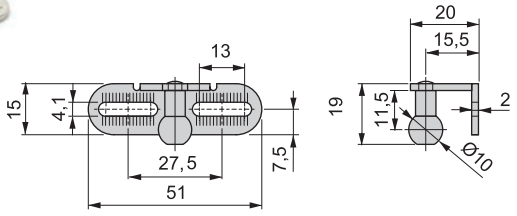

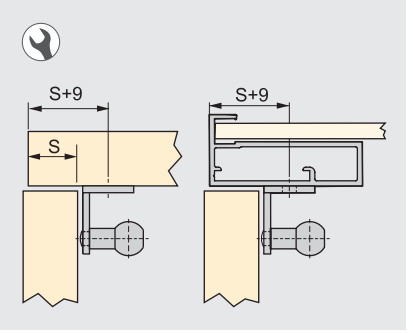

- Per ante in legno o in alluminio Plus 4-4E-11-14-15-16-17-18.

- For wooden door or Plus 4-4E-11-14-15-16-17-18.

Aggancio per anta in alluminio

Catch for aluminium door

Cod.		
12282	**07**	20

Acciaio / Steel



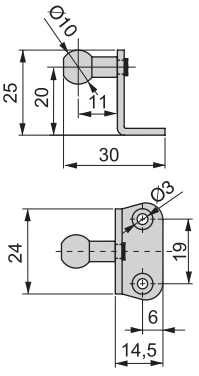

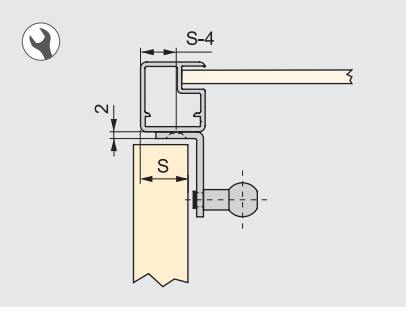

- Utilizzabile su Plus 7-10.

- To use with Plus 7-10.

Aggancio per anta in alluminio

Catch for aluminium door

Cod.		
12324	**07**	20

Acciaio / Steel



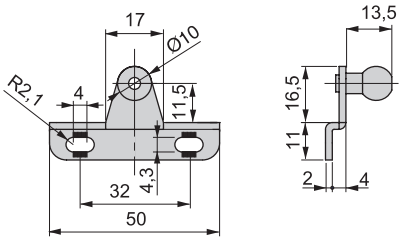

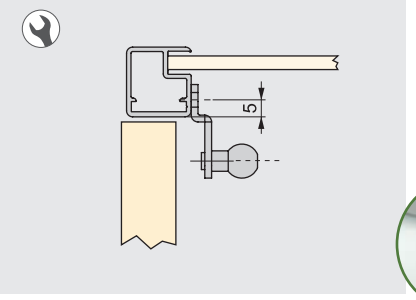



Plus
7

- Utilizzabile su Plus 7-10.

- To use with Plus 7-10.

BRACCETTI E AGGANCI
STAYS AND LATCHES

Agile per pensili
Lift-ups Agile

NEW



Descrizione Description	F	Cod.			
LOW	580 -1.250	**12130**	**15**	**23**	1
MEDIUM	960 - 2.040	**12131**	**15**	**23**	1
HIGH	1.800 - 3.500	**12132**	**15**	**23**	1
EXTRA HIGH	3.200 - 9.000	**12135**	**15**	**23**	1

Acciaio e tecnoplastica / Steel and plastic

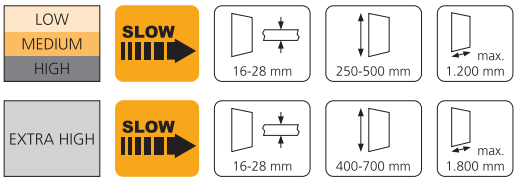

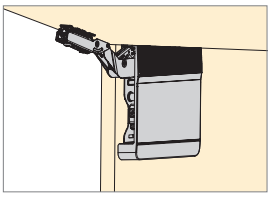

- Montaggio senza bisogno di cerniere.
- Angolo di apertura dell'anta di 107°.
- Per spessori di pannelli da 16 a 28 mm.
- Regolazione della forza del meccanismo.
- Regolazione della velocità della chiusura soft.
- Regolazione tridimensionale della posizione dell'anta ± 2 mm.
- Smontaggio dell'anta senza attrezzi.
- Comprende schema di montaggio, ganci e viti.

- Assembly without the need for hinges.
- 107° Door opening angle.
- For board thickness of 16 to 28 mm.
- Adjustment of the strength of the mechanism.
- Adjustment of the speed of the soft closing.
- Three-dimensional adjustment of the door position ±2 mm.
- Disassembly of the door without tools.
- Includes mounting template, hooks and screws.

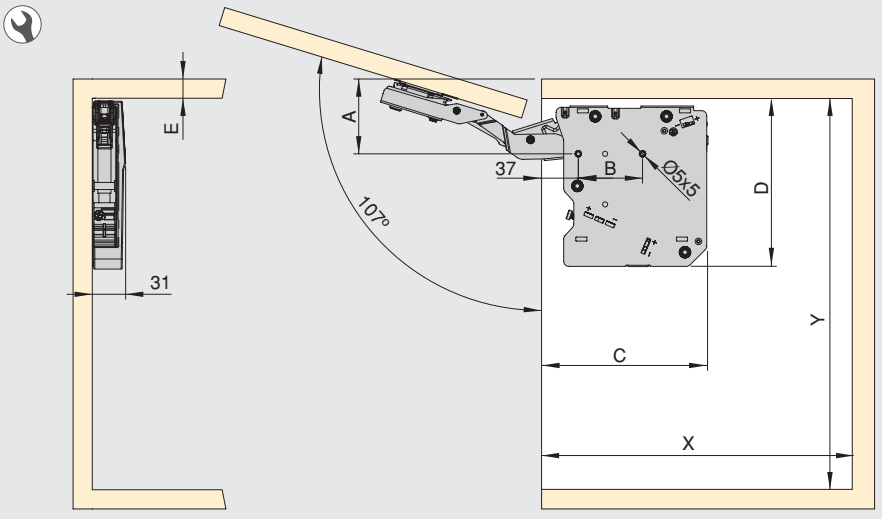



	F	A	B	C	D	E	X	Y
LOW	580 -1.250	74	64	180	168	Max. 22	Min. 240	Min. 200
MEDIUM	960 - 2.040	74	64	180	168	Max. 22	Min. 240	Min. 200
HIGH	1.800 - 3.500	74	64	180	168	Max. 22	Min. 240	Min. 200
EXTRA HIGH	3.200 - 9.000	96	128	200	158	Max. 26	Min. 261	Min. 170

www.emuca.com

A

F = H x (Pp + 2*Pt)

H = Altezza porta / Height door (mm)
Pp = Peso anta / Door weight (kg)
Pt = Peso maniglie / Handle weight (kg)

ESEMPIO / EXAMPLE

H = 400 mm
Pp = 5 kg
Pt = 0,22 kg
F = 400 x (5 + 2*0,22) = 2.176 → 1.800 - 3.500

Descrizione / Description	F	Cod.		
LOW	580 -1.250	12130	15	
MEDIUM	960 - 2.040	12131	15	
HIGH	1.800 - 3.500	12132	15	
EXTRA HIGH	3.200 - 9.000	12135		

B

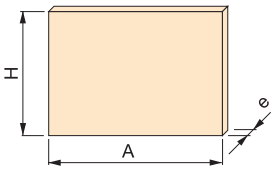

H = Altezza porta / Height door (mm)
A = Larghezza porta / Width door (mm)
e = Spessore porta / Door thickness (mm)

EXAMPLE / EXEMPLO

MDF
e = 19 mm
H = 500 mm
A = 600 mm

H \ A	400	500	600	700	800
250			LOW	LOW	LOW
300	LOW	LOW	LOW	LOW	LOW
350	LOW	LOW	LOW	MEDIUM	MEDIUM
400	LOW	MEDIUM	MEDIUM	MEDIUM	MEDIUM
450	MEDIUM	MEDIUM	MEDIUM	HIGH	HIGH
500	MEDIUM	MEDIUM	HIGH	HIGH	HIGH
600			EXTRA HIGH	EXTRA HIGH	
700			EXTRA HIGH		

Descrizione / Description	F	Cod.		
LOW	580 -1.250	12130	15	
MEDIUM	960 - 2.040	12131	15	
HIGH	1.800 - 3.500	12132	15	
EXTRA HIGH	3.200 - 9.000	12135		

e = 19 mm
MDF

H \ A	400	500	600	700	800	900	1.000	1.100	1.200	1.400	1.600	1.800
250			LOW	LOW	LOW	LOW	LOW	LOW	LOW			
300	LOW	LOW	LOW	LOW	LOW	MEDIUM	MEDIUM	MEDIUM	MEDIUM			
350	LOW	LOW	LOW	MEDIUM	MEDIUM	MEDIUM	MEDIUM	HIGH	HIGH			
400	LOW	MEDIUM	MEDIUM	MEDIUM	MEDIUM	HIGH	HIGH	HIGH	HIGH	EXTRA HIGH	EXTRA HIGH	EXTRA HIGH
450	MEDIUM	MEDIUM	MEDIUM	HIGH	HIGH	HIGH	HIGH	HIGH	EXTRA HIGH	EXTRA HIGH	EXTRA HIGH	EXTRA HIGH
500	MEDIUM	MEDIUM	HIGH	HIGH	HIGH	EXTRA HIGH	EXTRA HIGH	EXTRA HIGH	EXTRA HIGH	EXTRA HIGH	EXTRA HIGH	EXTRA HIGH
600			EXTRA HIGH	EXTRA HIGH	EXTRA HIGH	EXTRA HIGH	EXTRA HIGH	EXTRA HIGH	EXTRA HIGH	EXTRA HIGH	EXTRA HIGH	
700			EXTRA HIGH	EXTRA HIGH	EXTRA HIGH	EXTRA HIGH	EXTRA HIGH	EXTRA HIGH	EXTRA HIGH			

e = 19 mm
Truciolare
Particle board

H \ A	400	500	600	700	800	900	1.000	1.100	1.200	1.400	1.600	1.800
250			LOW	LOW	LOW	LOW	LOW	LOW	LOW			
300	LOW	LOW	LOW	LOW	LOW	LOW	MEDIUM	MEDIUM	MEDIUM			
350	LOW	LOW	LOW	MEDIUM	MEDIUM	MEDIUM	MEDIUM	HIGH	HIGH			
400	LOW	LOW	MEDIUM	MEDIUM	MEDIUM	HIGH	HIGH	HIGH	HIGH		EXTRA HIGH	EXTRA HIGH
450	MEDIUM	MEDIUM	MEDIUM	HIGH	HIGH	HIGH	HIGH	HIGH	EXTRA HIGH	EXTRA HIGH	EXTRA HIGH	EXTRA HIGH
500	MEDIUM	MEDIUM	HIGH	HIGH	HIGH	HIGH	EXTRA HIGH	EXTRA HIGH	EXTRA HIGH	EXTRA HIGH	EXTRA HIGH	EXTRA HIGH
600				EXTRA HIGH	EXTRA HIGH	EXTRA HIGH	EXTRA HIGH	EXTRA HIGH	EXTRA HIGH	EXTRA HIGH	EXTRA HIGH	
700		EXTRA HIGH	EXTRA HIGH	EXTRA HIGH	EXTRA HIGH	EXTRA HIGH	EXTRA HIGH	EXTRA HIGH	EXTRA HIGH			

e = Plus + 4 mm
Alluminio + Cristallo
Aluminium + Glass

H \ A	400	500	600	700	800	900	1.000	1.100	1.200	1.400	1.600	1.800
250			LOW	LOW	LOW	LOW	LOW	LOW	LOW			
300	LOW	LOW	LOW	LOW	LOW	MEDIUM	MEDIUM	MEDIUM	MEDIUM			
350	LOW	LOW	LOW	MEDIUM	MEDIUM	MEDIUM	MEDIUM	HIGH	HIGH			
400	LOW	MEDIUM	MEDIUM	MEDIUM	MEDIUM	HIGH	HIGH	HIGH	HIGH		EXTRA HIGH	EXTRA HIGH
450	MEDIUM	MEDIUM	MEDIUM	HIGH	HIGH	HIGH	HIGH	HIGH	HIGH	EXTRA HIGH	EXTRA HIGH	EXTRA HIGH
500	MEDIUM	MEDIUM	HIGH	HIGH	HIGH	HIGH	EXTRA HIGH	EXTRA HIGH	EXTRA HIGH	EXTRA HIGH	EXTRA HIGH	EXTRA HIGH
600				EXTRA HIGH	EXTRA HIGH	EXTRA HIGH	EXTRA HIGH	EXTRA HIGH	EXTRA HIGH	EXTRA HIGH	EXTRA HIGH	EXTRA HIGH
700		EXTRA HIGH	EXTRA HIGH	EXTRA HIGH	EXTRA HIGH	EXTRA HIGH	EXTRA HIGH	EXTRA HIGH	EXTRA HIGH	EXTRA HIGH		

Coppia di agganci Agile per porte in alluminio

NEW

Set of Agile catches for aluminum doors

Cod.		
12133	**07**	1

Acciaio / Steel



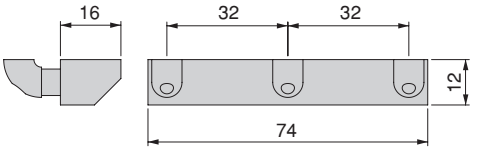

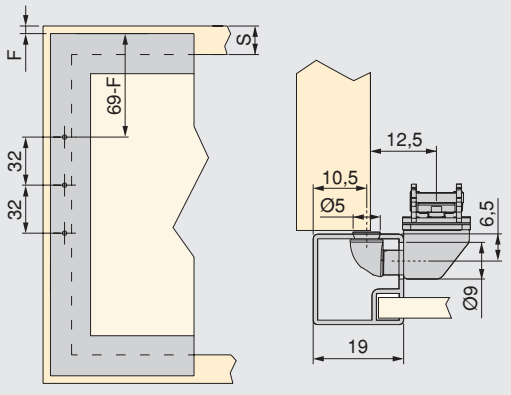

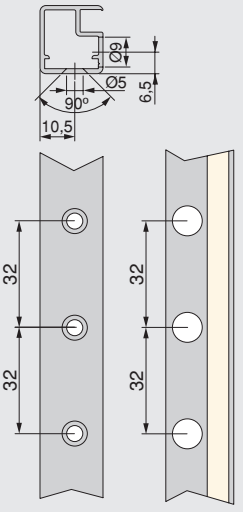



Non compatibile con Agile Extra High Cod. 1213515 e 1213523.

Not compatible with Agile Extra High Cod. 1213515 and 1213523.

Coppia di stop Agile per l'apertura della porta 75°

NEW

Set of Agile stops for opening the door 75°

Cod.		
12134	**23**	1

Tecnoplastica / Plastic



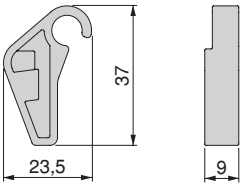

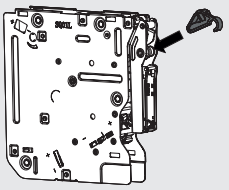

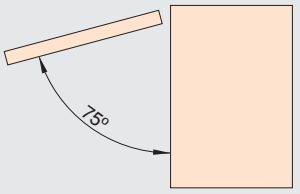

Non compatibile con Agile Extra High Cod. 1213515 e 1213523.

Not compatible with Agile Extra High Cod. 1213515 and 1213523.

07 | Nichelato / Nickel plated
23 | Plastica grigio antracite / Anthracite grey plastic

NOTE
NOTES

2

REGISTRABILI, PIEDINI, RUOTE E GAMBE PER TAVOLO

LEVELLERS, FEET, CASTORS AND TABLE LEGS





2.1 Registrabili e piedini

Registrabili e pattini di protezione

2.05 Registrabili
2.13 Pattini di protezione

Piedini per cucina

2.15 Piedini Bone

Piedini decorativi

2.17 Piedini Prisma
2.17 Piedini D40
2.18 Piedini Smartfeet
2.19 Piedini Alumix

2.1 Levellers and feet

Levellers and glides

2.05 Levellers
2.13 Glides

Kitchen feet

2.15 Bone feet

Decorative feet

2.17 Prisma feet
2.17 D40 feet
2.18 Smartfeet feet
2.19 Alumix feet

2.2 Ruote

2.23 Ruote decorative
2.27 Ruote funzionali

2.2 Castors

2.23 Decorative castors
2.27 Functional castors

2.3 Gambe per tavoli e strutture

2.31 Gambe
2.33 Gambe per tavoli

2.3 Table legs and structures

2.31 Legs
2.33 Table legs

2.1
03/19

REGISTRABILI E PIEDINI

Registrabili e pattini di protezione

2.05 Registrabili
2.13 Pattini di protezione

Piedini per cucina

2.15 Piedini Bone

Piedini decorativi

2.17 Piedini Prisma
2.17 Piedini D40
2.18 Piedini Smartfeet
2.19 Piedini Alumix

LEVELLERS AND FEET

Levellers and glides

2.05 Levellers
2.13 Glides

Kitchen feet

2.15 Bone feet

Decorative feet

2.17 Prisma feet
2.17 D40 feet
2.18 Smartfeet feet
2.19 Alumix feet





REGOLABILI
LEVELLERS

Regolabile M6
M6 leveller



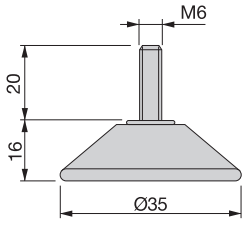

Cod.		
30808	**17**	24
30794	**17**	1.000

Acciaio e tecnoplastica
Steel and plastic

Regolabile M6
M6 leveller



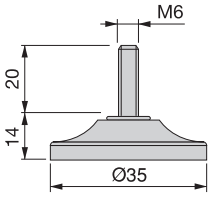

Cod.		
30809	**25**	24
30792	**25**	1.000

Acciaio e tecnoplastica
Steel and plastic

Regolabile M10
M10 leveller



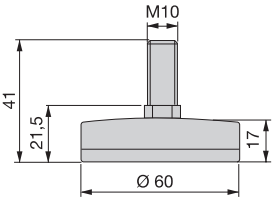

Cod.		
30575	**64**	50

Acciaio e tecnoplastica
Steel and plastic

Regolabile M10
M10 leveller



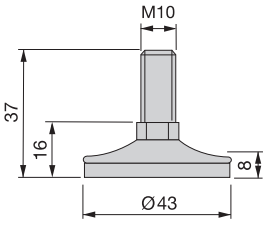

Cod.		
30574	**64**	100

Acciaio e tecnoplastica
Steel and plastic

Regolabile Ø48
Ø48 leveller



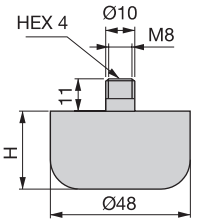

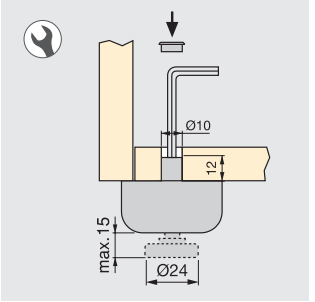

H	Cod.		
17	**20038**	**17**	400
26	**80668**	**17**	200
45	**81668**	**17**	200

Acciaio e tecnoplastica
Steel and plastic

05 Zincato bianco / Zinc plated | 15 Plastica bianca / White plastic | 17 Plastica nera / Black plastic | 25 Verniciato alluminio / Silver painted | 64 Cromo opaco / Matt chrome plated

Regolabile M6

M6 leveller



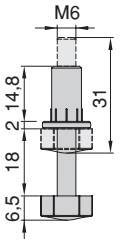

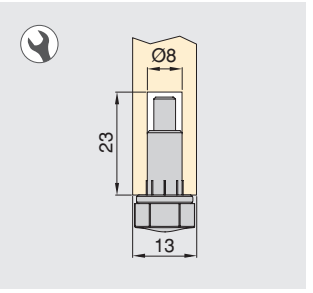

Cod.		
89500	**15**	1.500

Acciaio e tecnoplastica
Steel and plastic

Regolabile M6

M6 leveller



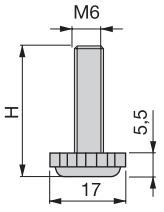

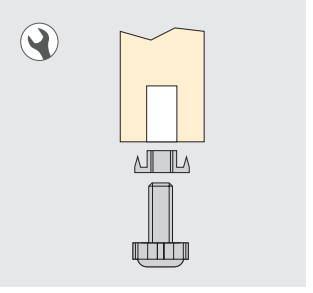

H	Cod.		
20	**30499**	**05**	1.000
25	**30500**	**05**	1.000
30	**30501**	**05**	1.000

Acciaio e tecnoplastica
Steel and plastic

Regolabile M6

M6 leveller



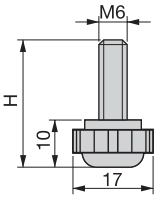

H	Cod.		
20	**30807**	**17**	24
21	**80006**	**05**	1.000
27	**80005**	**05**	1.000

Acciaio e tecnoplastica
Steel and plastic

Regolabile M8 o M10

M8 or M10 leveller



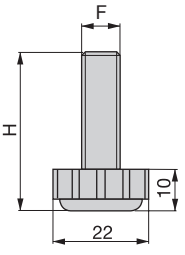

H	F	Cod.		
38	M8	**30004**	**05**	500
39	M10	**30448**	**05**	500

Acciaio e tecnoplastica
Steel and plastic

Regolabile M10

M10 leveller



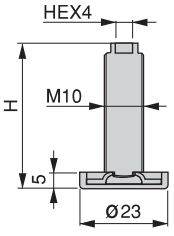

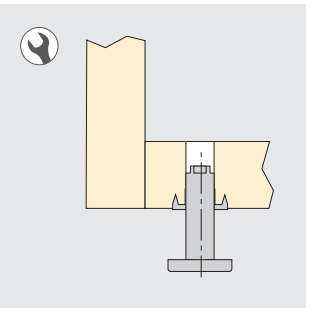

H	Cod.		
38	**90169**	**05**	500
46	**30081**	**05**	500
61	**30082**	**05**	500
80	**30415**	**05**	250

Acciaio e tecnoplastica
Steel and plastic

Regolabile M10

M10 leveller



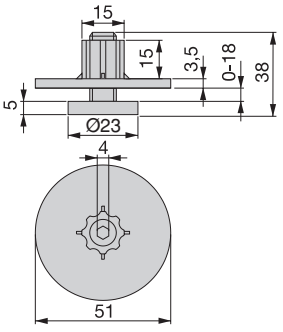

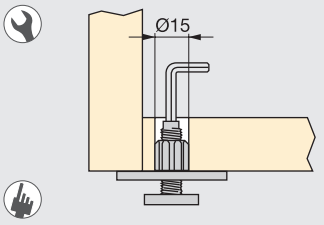

Si raccomanda di utilizzare con piano minimo da 32 mm.

For use with minimum 32 mm board.

Cod.		
80696	**01**	150

Acciaio, tecnoplastica e zama
Steel, plastic and zamak

Regolabile Giotto

Giotto leveller



Max. 90 kg

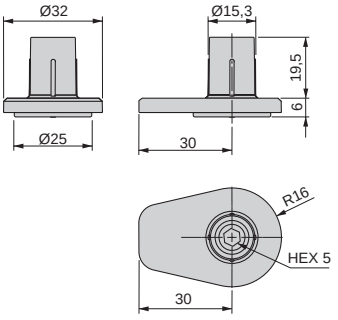

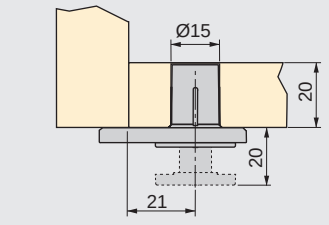

Cod.		
40078	**01**	250

Acciaio, tecnoplastica e zama
Steel, plastic and zamak

Regolabile M10 senza tappo

Leveller M10 without cover



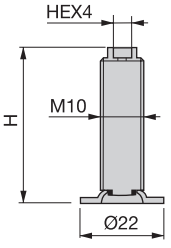

H	Cod.		
69	**30753**	**05**	250

Acciaio / Steel

Tappo

Cover



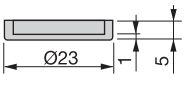

Cod.		
30493	**17**	250

Tecnoplastica / Plastic

Squadra

Bracket



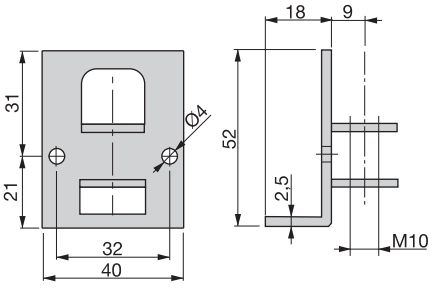

- Da utilizzarsi con piedino M10 di regolazione interna.
- For use with M10 levellers with internal adjuster.

Cod.		
31960	**05**	250

Acciaio / Steel

Regolabile M10

M10 leveller



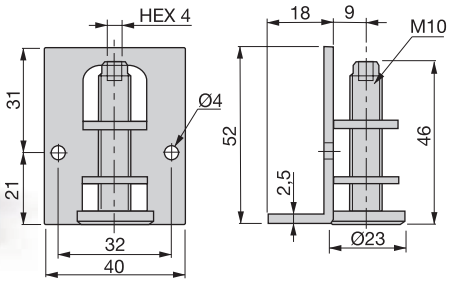

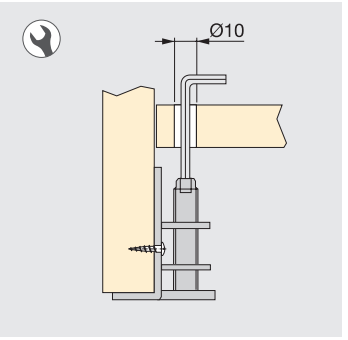

Cod.		
30168	**05**	120

Acciaio e tecnoplastica
Steel and plastic

Regolabile M10

M10 leveller



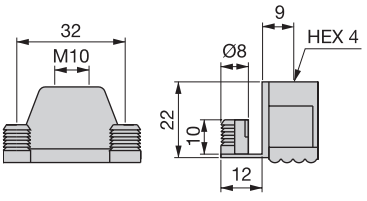

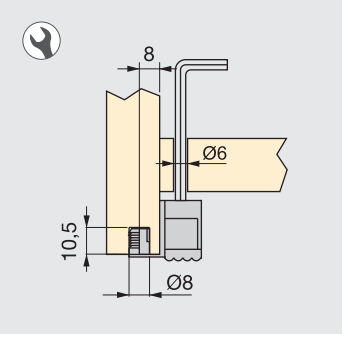

Cod.		
80900	**17**	200

Tecnoplastica e zama
Plastic and zamak

Regolabile M10

M10 leveller



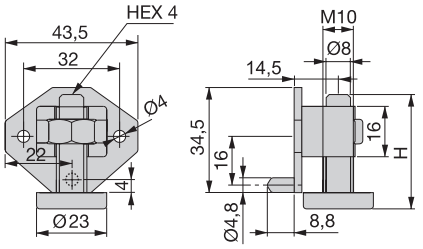

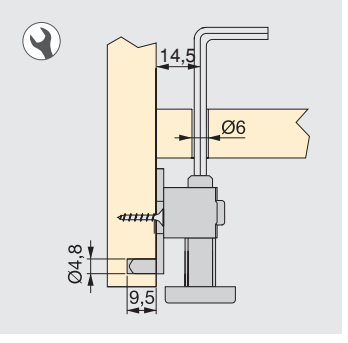

H	Cod.		
38	**80009**	**05**	100
61	**80010**	**05**	100

Acciaio, tecnoplastica e zama
Steel, plastic and zamak

Regolabile M8

M8 leveller



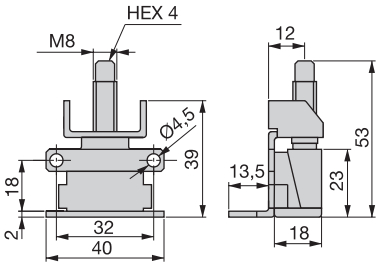

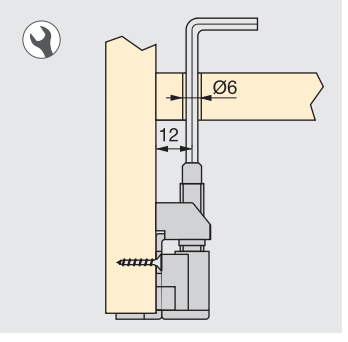

Cod.		
90414	**05**	100

Acciaio e tecnoplastica
Steel and plastic

Regolabile per spalla

Internal leveller



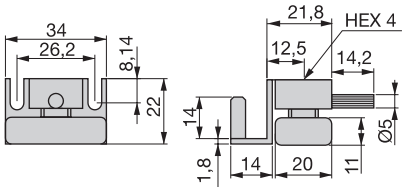

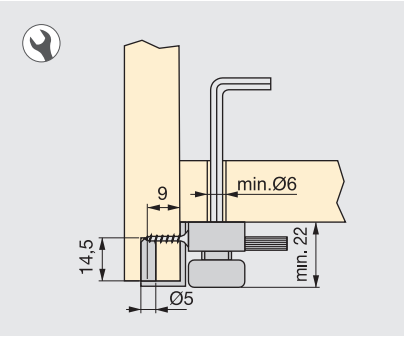

Cod.		
80694	**17**	200

Tecnoplastica e zama
Plastic and zamak

Regolabile per spalla

Internal leveller



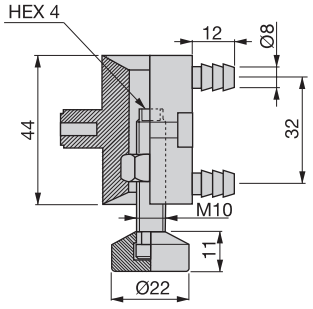

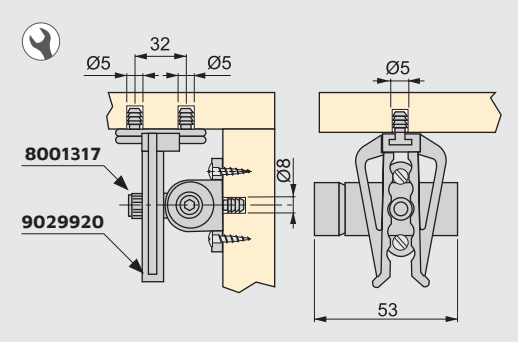

Cod.		
80013	**17**	100

Acciaio e tecnoplastica
Steel and plastic

Pinza

Clip



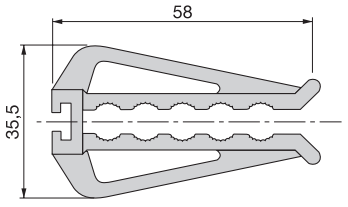

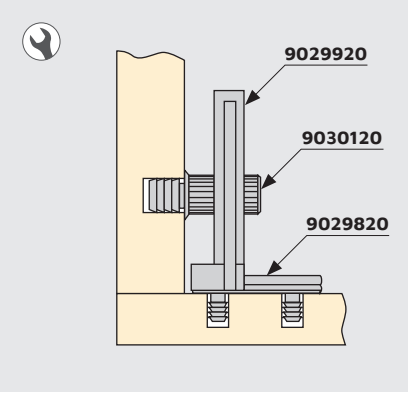

Cod.		
90299	**20**	1.000

Tecnoplastica / Plastic

Scivolo

Support



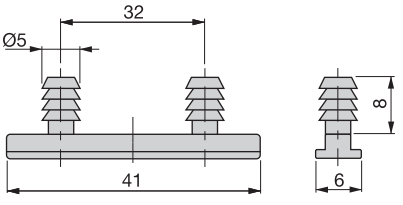

Cod.		
90298	**20**	1.000

Tecnoplastica / Plastic

Spina

Fixing dowel



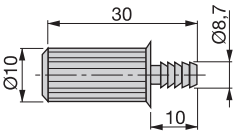

Cod.		
90301	**20**	1.000

Tecnoplastica / Plastic

05 | Zincato bianco / Zinc plated
17 | Plastica nera / Black plastic
20 | Trasparente / non classificata / Transparent / not defined

Ledown



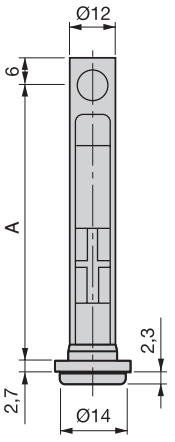

A	Cod.		
70	**30083**	**05**	150
100	**30084**	**05**	100

Acciaio, tecnoplastica e zama
Steel, plastic and zamak

Max. 250 kg

- Piedino Ø12 per fianchi a partire da 16 mm.
- Capacità di regolazione 25 mm.

- Ø12 leveller for furniture sides from 16 mm.
- 25 mm regulation capacity.

Si raccomanda di utilizzare una chiave esagonale da 4 mm.

For use hexagon key n°4.

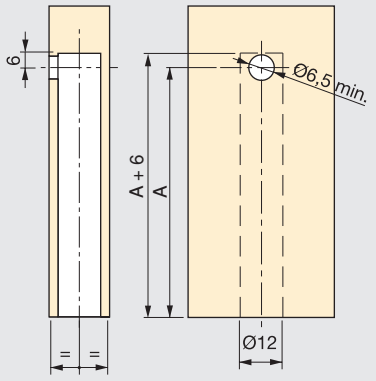



Regolabile Rostro

Rostro leveller



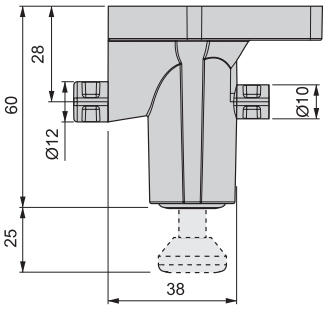

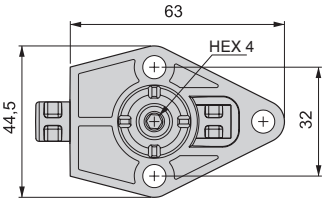

Cod.		
40108	**17**	25

Tecnoplastica e acciaio
Plastic and steel



Rostro 4

*Include una chiave esagonale per confezione.
*Each box contains one Allen key.

Chiave esagonale per regolabile Rostro

Allen key for Rostro leveller



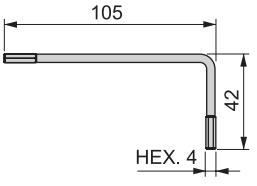

Cod.		
40133	**07**	1

Acciaio / Steel

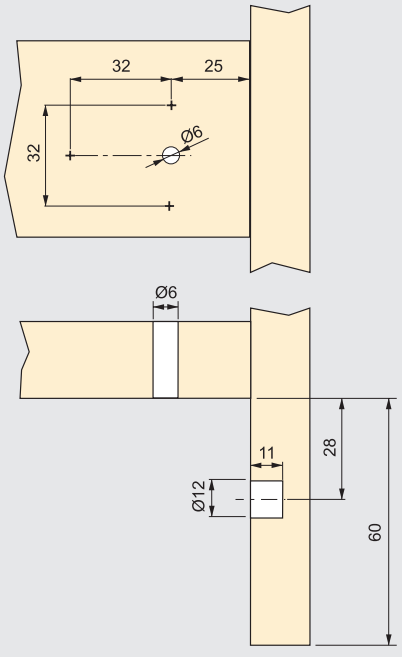

MONTAGGIO REGOLABILE CON AGGANCIO ROSTRO
ASSEMBLY LEVELLER WITH ROSTRO CATCH

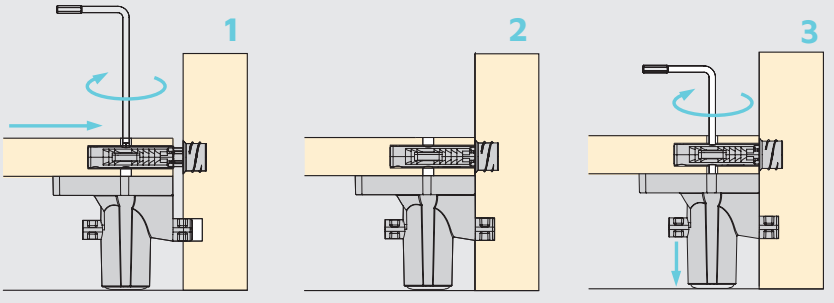

05 Zincato bianco / Zinc plated | 07 Nichelato / Nickel plated | 15 Plastica bianca / White plastic | 17 Plastica nera / Black plastic

Regolabile Escac

Escac leveller



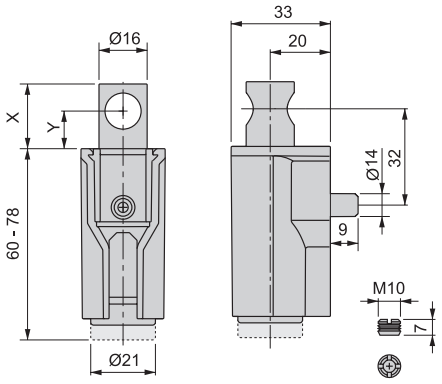

X	Y	E	Cod.		
20,5	11	22	**40076**	**05**	100
24	12,5	25	**40075**	**05**	100

Acciaio, tecnoplastica e zama
Steel, plastic and zamak

- Doppia funzione sia come aggancio System sia come livellatore.
- Per azionare il piedino usare una chiave esagonale da 4 mm.

- Double function as both fastening system and leveller.
- Use hexagon key 4.

Tirante

Bolt



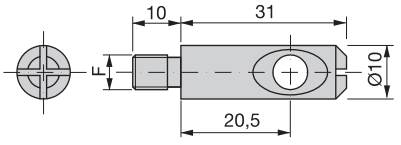

F	Cod.		
M6	**81948**	**05**	1.000

Acciaio / Steel



System Ø16
4

Copriforo

Covercap



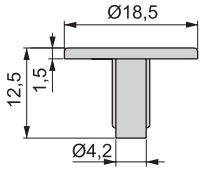

Cod.		
40077	**15**	2.000

Tecnoplastica / Plastic

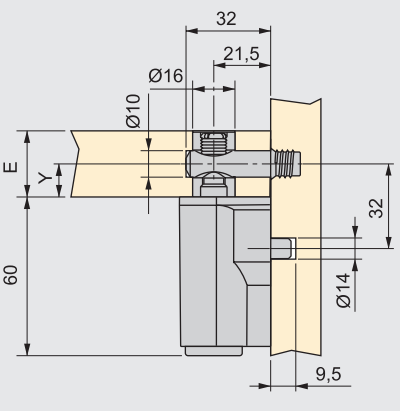

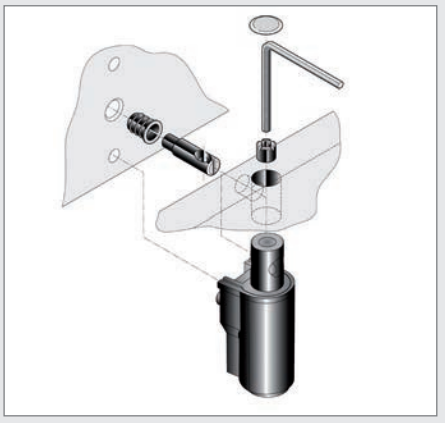

PATTINI DI PROTEZIONE
GLIDES

Tecnoplastica
Plastic



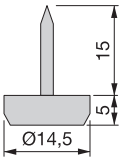

Cod.				
90014	**15**	**16**	**17**	1.000

Acciaio e tecnoplastica
Steel and plastic

Tecnoplastica
Plastic



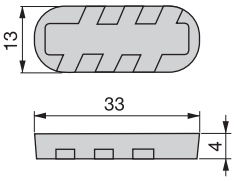

Cod.		
92298	**16**	1.000

Tecnoplastica / Plastic

Tecnoplastica con spine
Plastic glide with inserts



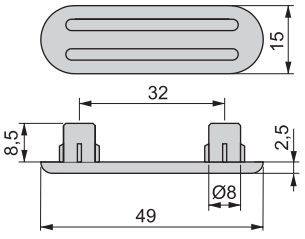

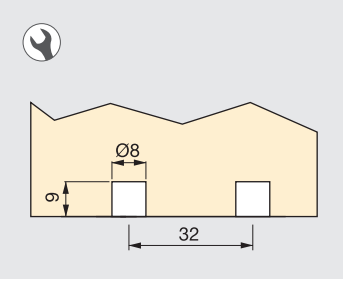

Cod.		
90175	**17**	5.000

Tecnoplastica / Plastic

Circolare
Circular



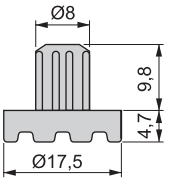

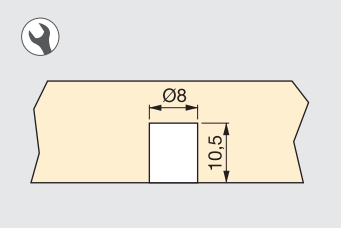

Cod.		
90558	**17**	5.000

Tecnoplastica / Plastic

15 Plastica bianca / White plastic
16 Plastica noce / Brown plastic
17 Plastica nera / Black plastic

Feltro adesivo
Adhesive felt





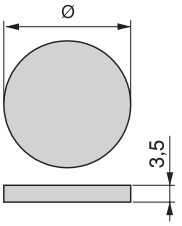

Ø	unità / blister units / bag	Cod.		
Ø16	150	**20039**	**16**	1.500
Ø20	150	**20040**	**16**	1.500
Ø24	108	**20041**	**16**	1.080
Ø30	63	**20042**	**16**	630
Ø34	36	**20043**	**16**	360
Ø40	36	**20044**	**16**	360

Fibra / Fibre

Feltro adesivo
Adhesive felt





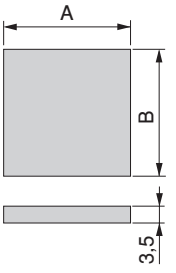

A	B	unità / blister units / bag	Cod.		
20	20	150	**20045**	**16**	1.500
25	25	960	**20046**	**16**	960
30	30	63	**20047**	**16**	630

Fibra / Fibre

Feltro adesivo
Adhesive felt





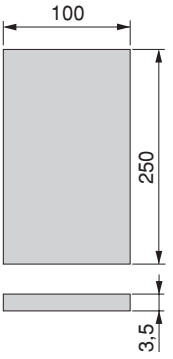

unità / blister unds. / saco	Cod.		
3	**20048**	**16**	30

Fibra / Fibre

Feltro adesivo
Adhesive felt



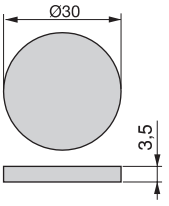

Cod.		
62552	**16**	1.008

Fibra / Fibre

PIEDINI PER CUCINA
KITCHEN FEET

- Piedino per moduli base da cucina.
- Compatibile con zoccoli in alluminio e in legno mediante montaggio a vite o con fresata.
- Confezionato a 4 pezzi in scatole da 200 pezzi.

- Feet system for kitchen lower cabinets.
- Compatible with the aluminium and wooden plinth through screw or drilling mounting.
- Packaging in bags of 4 units and in boxes of 200 feet.

Usare viti da Ø4 o Ø4,5 mm.
Use Ø4 or Ø4,5 mm.



Piedino Bone 60 - 80
Bone foot 60 - 80



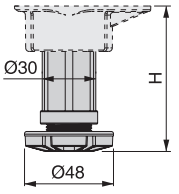

Altezza zoccolo Height of plinth	H	Cod.		
60	59 -75	**39113**	**17**	200
80	79 -95	**39114**	**17**	200

Tecnoplastica / Plastic

Piedino Bone 100 - 180
Bone foot 100 - 180



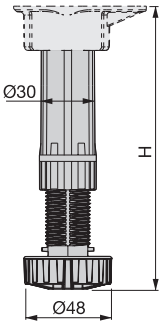

Altezza zoccolo Height of plinth	H	Cod.		
100 - 120	98 - 140	**39118**	**17**	200
120 - 150	118 - 160	**39119**	**17**	200
150 - 165 - 180	148 - 190	**39120**	**17**	200

Tecnoplastica / Plastic

Base con montaggio a vite
Screw mounting base



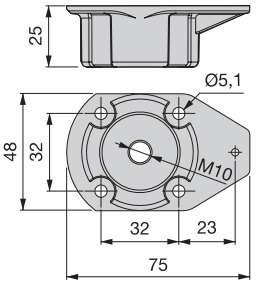

Cod.		
39121	**17**	200

Tecnoplastica / Plastic

Base con montaggio a pressione
Direct mounting base



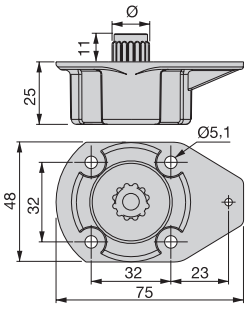

	Ø	Cod.		
12	12,5	**39122**	**17**	200
13	13,5	**39132**	**17**	200
15	15,5	**39131**	**17**	200
16	16,5	**39124**	**17**	200

Tecnoplastica / Plastic

Pinza per zoccoli montaggio diretto-vite

Direct-screw mounting clip for plinth



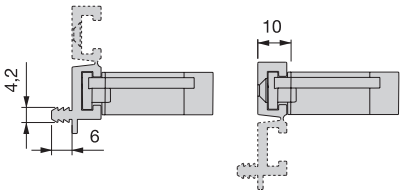

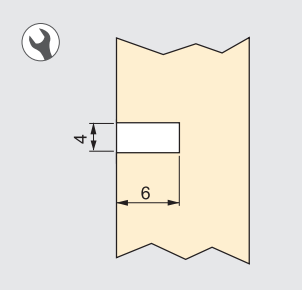

Cod.		
39129	**17**	200

Tecnoplastica / Plastic

Pinza per zoccoli Noline e Plasline

Clip for Noline and Plasline plinth



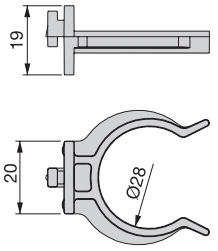

Cod.		
39130	**17**	200

Tecnoplastica / Plastic

Vite M10

M10 screw



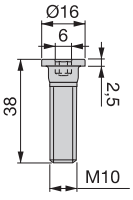

Cod.		
39126	**05**	200

Acciaio / Steel

Tappo

Cap



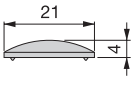

Cod.		
39127	**15**	200

Tecnoplastica / Plastic

Kit piedino Bone con base

KIT

Kit feet Bone with base



x4



x2

x4

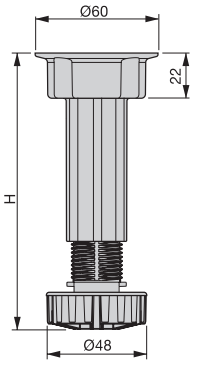

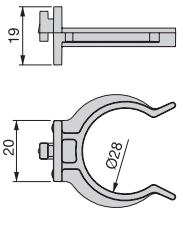

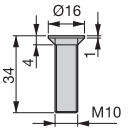

Altezza zoccolo Height of plinth	H	Cod.		
100	98 - 115	**39995**	**17**	50
120	118 - 135	**39990**	**17**	50
150	148 - 165	**39994**	**17**	50

Tecnoplastica / Plastic



Plasline
8

PIEDINI DECORATIVI
DECORATIVE FEET

Tubo Prisma
Prisma tube



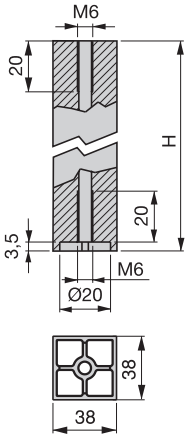

H	Cod.		
90	**30858**	**62**	24
130	**30860**	**62**	24
150	**30861**	**62**	24

Alluminio / Aluminium

Base Prisma
Prisma base



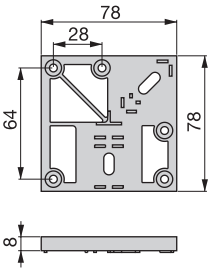

Cod.		
30790	**25**	24

Zama / Zamak

Vite Prisma
Prisma screw



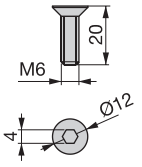

Cod.		
30749	**09**	24

Acciaio / Steel

Piedino D40
D40 Foot



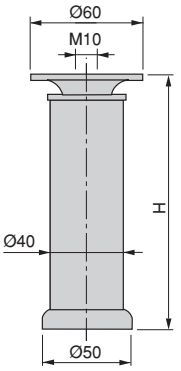

H	Cod.		
140-160	**30471**	**63**	40
160-180	**30472**	**63**	40

Acciaio e tecnoplastica
Steel and plastic

09 Zincato nero / Black zinc plated | 11 Cromato brillo / Chrome plated | 12 Verniciato bianco / White painted | 14 Verniciato nero / Black painted | 25 Verniciato alluminio / Silver painted | 62 Anodizzato opaco / Matt anodized | 63 Anodizzato satinato / Satin finished anodized

Smartfeet 1

NEW



- Realizzato in ABS.
- Made in ABS.

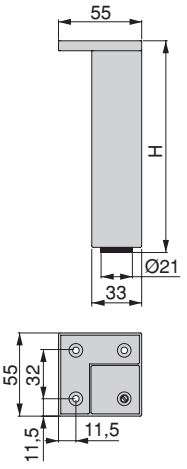

H	Cod.				
100 - 110	**20060**	**11**	**12**	**14**	20
140 - 150	**20061**	**11**	**12**	**14**	16

Tecnoplastica / Plastic

Smartfeet 1 centrale
Central Smartfeet 1

NEW



- Realizzato in ABS.
- Made in ABS.

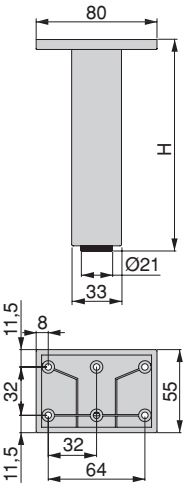

H	Cod.				
100 - 110	**20062**	**11**	**12**	**14**	16
140 - 150	**20063**	**11**	**12**	**14**	12

Tecnoplastica / Plastic



Smartfeet 2

NEW



- Realizzato in ABS.
- Made in ABS.

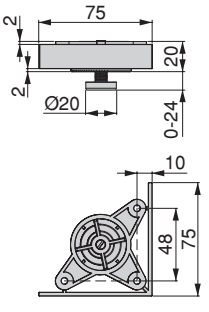

Cod.			
20064	**11**	**14**	20

Tecnoplastica / Plastic

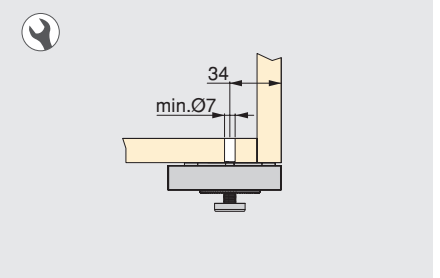

Alumix 1



- Realizzato in ABS.
- Made in ABS.

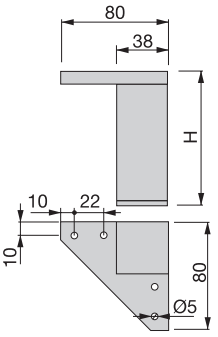

H	Cod.			
80	**31676**	-	**25**	20
100	**31675**	**11**	**25**	20
120	**31674**	-	**25**	20

Tecnoplastica / Plastic

Alumix 7



- Possibilità di combinare Alumix 7. ottenendo così l'altezza desiderata.
- Alumix 7 may be combined to achieve the desired height.

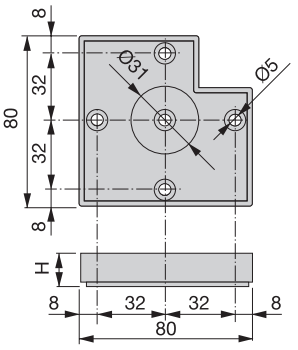

H	Cod.		
15	**31185**	**25**	20
30	**31186**	**25**	20
45	**31187**	**25**	20

Tecnoplastica / Plastic

Alumix 8



- Possibilità di combinare Alumix 8. ottenendo così l'altezza desiderata.
- Alumix 8 may be combined to achieve the desired height.

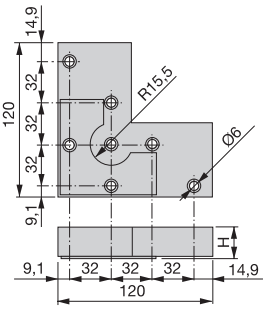

H	Cod.		
12	**31188**	**25**	20
24	**31189**	**25**	20

Tecnoplastica / Plastic





NOTE
NOTES

2.1
21/28

RUOTE

2.23 Ruote decorative
2.27 Ruote funzionali

CASTORS

2.23 Decorative castors
2.27 Functional castors





RUOTE DECORATIVE
DECORATIVE CASTORS

Slip trasparente con piastra
Transparent Slip plate fixing



Descrizioni Description	Ø	H	C x B	d x e	E	Portata Load	Cod.		
senza freno without brake	50	63	42x42	32x32	4,5	40 kg	**30756**	**20**	200
senza freno without brake	75	98	60x60	45x45	6,3x8	50 kg	**30758**	**20**	80
con freno with brake	50	63	42x42	32x32	4,5	40 kg	**30757**	**20**	200
con freno with brake	75	98	60x60	45x45	6,3x8	50 kg	**30759**	**20**	60

Acciaio e tecnoplastica / Steel and plastic

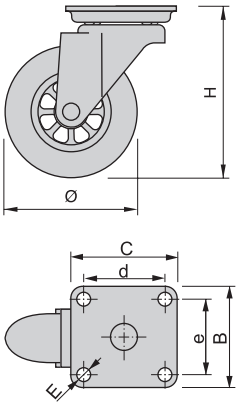





20 | Trasparente / non classificata
Transparent / not defined

21 | Plastica grigia
Grey plastic

Slip con piastra

Slip plate fixing



Descrizioni Description	Ø	H	C x B	d x e	E	Portata Load	Cod.		
senza freno without brake	50	64	42x42	32x32	4,5	35 kg	**20021**	**21**	125
senza freno without brake	75	96	60x60	45x45	6,5x8,5	40 kg	**20023**	**21**	95
con freno with brake	50	64	42x42	32x32	4,5	35 kg	**20022**	**21**	100
con freno with brake	75	96	60x60	45x45	6,5x8,5	40 kg	**20024**	**21**	90

Acciaio e tecnoplastica / Steel and plastic

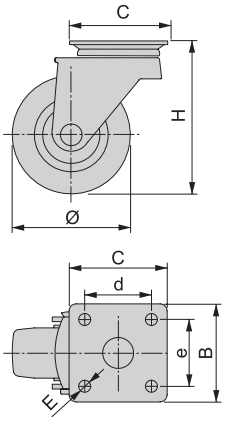

Set Slip con piastra

KIT

Set Slip plate fixing

Descrizioni Description	Portata Load	Cod.		
2 con freno + 2 senza freno 2 with brake + 2 without brake	70 kg	**20030**	**21**	1

Acciaio e tecnoplastica / Steel and plastic

NEW



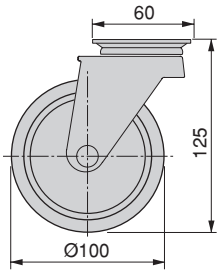

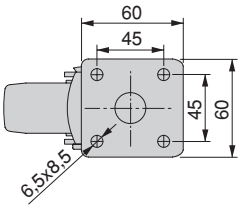



Circum 3

Slip con perno

Slip stud-mounted



Descrizioni Description	Ø	H	M	F	Portata Load	Cod.		
senza freno without brake	50	67	M8	15	30 kg	**20025**	**21**	125
con freno with brake	50	67	M8	15	30 kg	**20026**	**21**	125

Acciaio e tecnoplastica / Steel and plastic

Bowl con piastra

Bowl plate fixing



Descrizioni Description	Ø	H	C x B	d x e	E	Portata Load	Cod.		
senza freno without brake	50	73	42x42	32x32	5,3	50 kg	**31608**	**21**	100
senza freno without brake	60	84	42x42	32x32	5,3	50 kg	**31606**	**21**	100
senza freno without brake	75	97	50x50	38x38	5	50 kg	**31604**	**21**	50
con freno with brake	50	73	42x42	32x32	5,3	50 kg	**31609**	**21**	100
con freno with brake	60	84	42x42	32x32	5,3	50 kg	**31607**	**21**	100
con freno with brake	75	97	50x50	38x38	5	50 kg	**31605**	**21**	50

Acciaio e tecnoplastica / Steel and plastic

Mak con piastra

Mak plate fixing

Descrizioni Description	Portata Load	Cod.		
senza freno without brake	50 kg	**30397**	**21**	40
con freno with brake	50 kg	**30398**	**21**	40

Acciaio e tecnoplastica / Steel and plastic



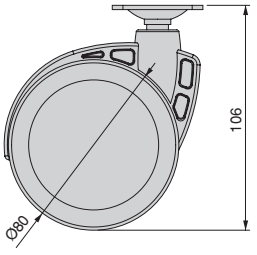

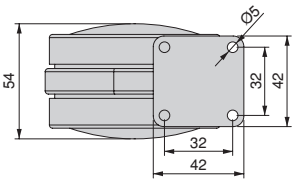

Silent con piastra

Silent plate fixing

Descrizioni Description	Portata Load	Cod.		
senza freno without brake	80 kg	**30392**	**21**	60
con freno with brake	80 kg	**30393**	**21**	60

Acciaio e tecnoplastica / Steel and plastic



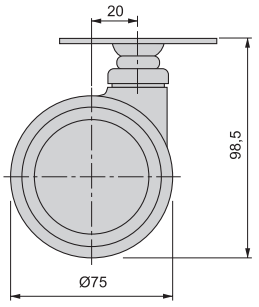

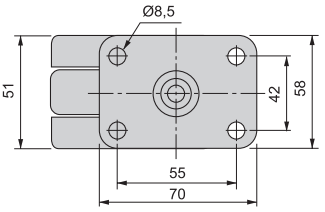



Orlando
9

RUOTE FUNZIONALI
FUNCTIONAL CASTORS

Per cassettiera con piastra
Twin wheel with plate fixing



Descrizioni Description	Ø	H	C x B	d x e	E	Portata Load	Cod.		
senza freno without brake	30	44	30x30	20x20	4,5	15 kg	**30364**	**17**	400
senza freno without brake	40	55	38x38	25x25	5,5	25 kg	**30366**	**17**	200
senza freno without brake	45	59	38x38	25x25	5,5	25 kg	**30367**	**17**	200
senza freno without brake	50	65	38x38	25x25	5,5	30 kg	**30368**	**17**	200
con freno with brake	40	55	38x38	25x25	5,5	25 kg	**30372**	**17**	200
con freno with brake	50	65	38x38	25x25	5,5	30 kg	**30374**	**17**	200

Acciaio e tecnoplastica / Steel and plastic

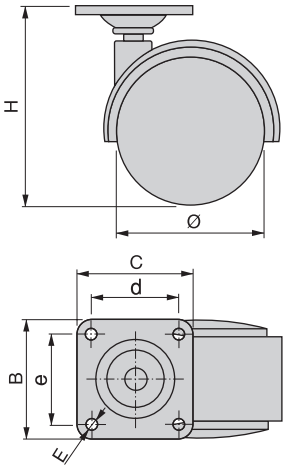



Per cassettiera con perno
Twin wheel with stud mounted

Descrizioni Description	Ø	H	A	Portata Load	Cod.		
senza freno without brake	40	51,5	40	25 kg	**30378**	**17**	200

Acciaio e tecnoplastica / Steel and plastic



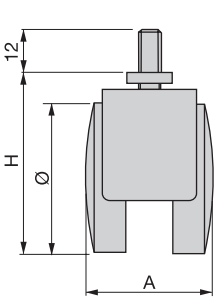

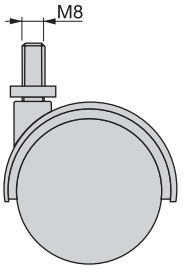

Per cassettiera con bussola

Twin wheel with press fit

Descrizioni Description	Ø	H	A	Portata Load	Cod.		
senza freno without brake	45	57	42	40 kg	**30355**	**17**	200
senza freno without brake	50	63	44	45 kg	**30356**	**17**	200

Acciaio e tecnoplastica / Steel and plastic



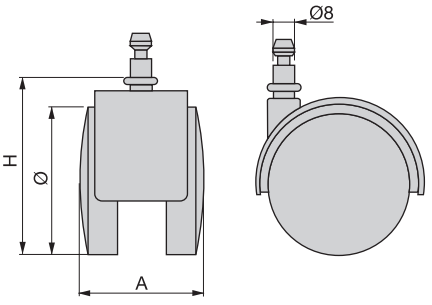

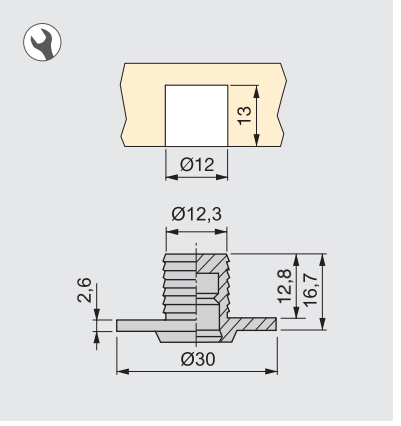

Per piano girevole

For swivel tops

Cod.		
30261	**05**	1.000

Acciaio e tecnoplastica
Steel and plastic



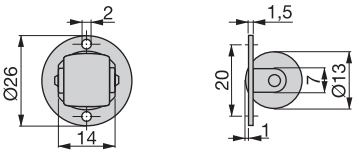

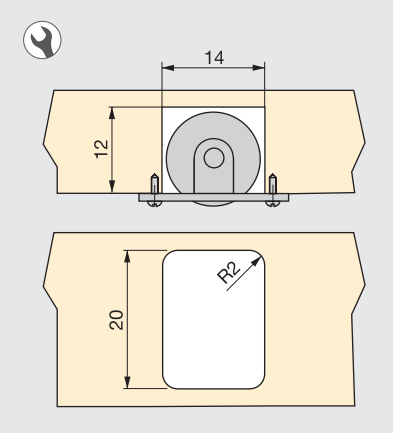

2.3
29/34

GAMBE PER TAVOLI E STRUTTURE

2.31 Gambe
2.33 Gambe per tavolo

TABLE LEGS AND STRUCTURES

2.31 Legs
2.33 Table legs



GAMBE
LEGS

Gamba 60
60 leg



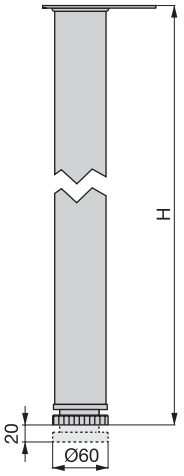

H	Cod.						
710	**30536**	**11**	**12**	**14**	**25**	**51**	4
738	**30477**	-	-	-	**25**	-	1
830	**30439**	**11**	-	-	**25**	**51**	4
870	**30480**	**11**	-	**14**	**25**	**51**	1

Acciaio / Steel

- Include viti Ø5x25 per il fissaggio della base al piano.
- Includes Ø5x25 screws to fix the base to the board.

Gamba 60 Conus
Conus 60 leg



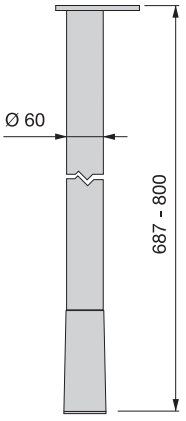



Cod.		
30689	**25**	1

Acciaio e tecnoplastica
Steel and plastic

- Include viti Ø5x25 per il fissaggio della base al piano.
- L'anello centrale permette di bloccare la regolazione per ottenere un maggiore fissaggio della gamba.
- Includes Ø5x25 screws to fix the base to the board.
- Central bolt enables the regulator to be blocked to achieve better fixing of the leg.

Gamba 60 con ruota e freno
60 leg with castor and brake



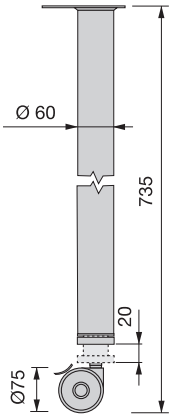

Cod.		
30616	**25**	1

Acciaio / Steel

- Include viti Ø5x25 per il fissaggio della base al piano.
- Includes Ø5x25 screws to fix the base to the board.

Gamba 80

80 leg



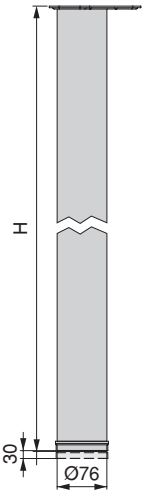

H	Cod.				
710	**30481**	**11**	**25**	**-**	1
870	**30482**	**11**	**-**	**51**	1
1.100	**30483**	**11**	**25**	**51**	1

Acciaio / Steel





- Include viti Ø5x25 per il fissaggio della base al piano.
- Includes Ø5x25 screws to fix the base to the board.

Gamba in alluminio 80

Aluminium leg 80



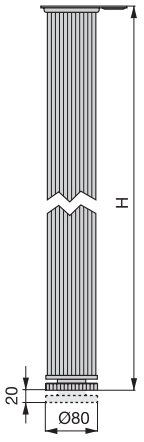

H	Cod.		
710	**31124**	**62**	1
830	**31125**	**62**	1
870	**31217**	**62**	1

Alluminio / Aluminium



- Include viti Ø5x25 per il fissaggio della base al piano.
- Includes Ø5x25 screws to fix the base to the board.

Gamba Fitwid quadrata

Fitwid square leg



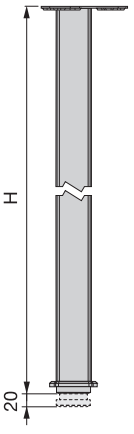

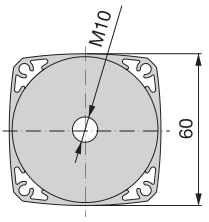

H	Cod.		
710	**32456**	**62**	1
738	**32457**	**62**	1
830	**32458**	**62**	1

Alluminio / Aluminium

- Include viti Ø5x25 per il fissaggio della base al piano.
- Includes Ø5x25 screws to fix the base to the board.

GAMBE PER TAVOLO
TABLE LEGS

Hera



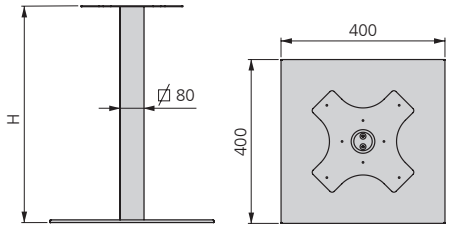

HERA	H	Cod.		
Base / Base	-	**32410**	**62**	1
Colonna / Column	725	**32412**	**62**	1
Colonna / Column	1.090	**32413**	**62**	1

Acciaio e alluminio / Steel and aluminium

- Include feltro per l'appoggio al suolo e viti per il montaggio del piano.
- Per piani massimo 900 x 900 mm.
- Includes felts to protect the flooring and screws for mounting the top board.
- For tops 900 x 900 mm maximum.

Duplo



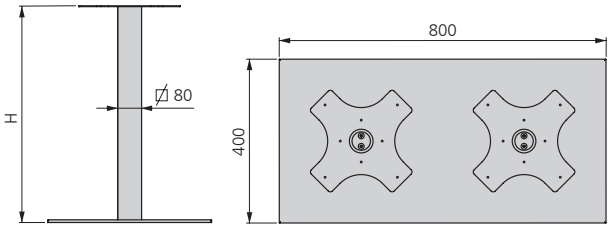

DUPLO	H	Cod.		
Base / Base	-	**32411**	**62**	1
Colonna / Column	725	**32412**	**62**	1
Colonna / Column	1.090	**32413**	**62**	1

Acciaio e alluminio / Steel and aluminium

- Include feltro per l'appoggio al suolo e viti per il montaggio del piano.
- Per piani massimo 1.500 x 900 mm.
- Includes felts to protect the flooring and screws for mounting the top board.
- For tops 1.00 x 900 mm maximum.

Stay 5



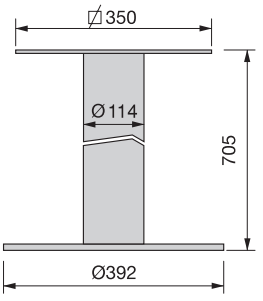

STAY 5	Cod.		
Base / Base	**32403**	**25**	1
Colonna / Column	**32405**	**25**	1

Acciaio / Steel

- Include feltro per l'appoggio al suolo e viti per il montaggio del piano.
- Per piani massimo Ø1.000 mm.
- Includes felts to protect the flooring and screws for mounting the top board.
- For tops Ø1.000 mm.

Stay 6



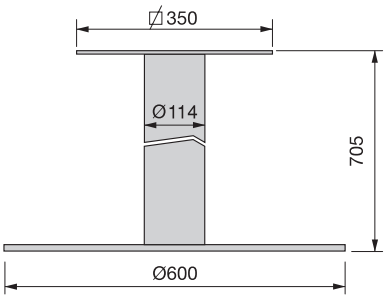

STAY 6	Cod.			
Base / Base	**32407**	**14**	**25**	1
Colonna / Column	**32405**	**14**	**25**	1

Acciaio / Steel

- Include feltro per l'appoggio al suolo e viti per il montaggio del piano.
- Per piani massimo Ø1.200 mm.
- Includes felts to protect the flooring and screws for mounting the top board.
- For tops Ø1.200 mm.

14 | Verniciato nero / Black painted
25 | Verniciato alluminio / Silver painted
62 | Anodizzato opaco / Matt anodized



3

CASSETTI, ACCESSORI E GUIDE

DRAWERS, ACCESSORIES AND SLIDES





3.1 Cassetti per cucina e bagno

Cassetto Concept

3.09 Cassetto Concept
3.11 Componenti Concept
3.14 Accessori per cassetto interno
3.16 Accessori Concept

Cassetto Slim

3.25 Cassetto Slim
3.30 Accessori per cassetto interno
3.32 Accessori Slim

Cassetto Vantage-Q

3.42 Cassetto Vantage-Q
3.43 Componenti Vantage-Q
3.45 Composizione astine quadrate
3.49 Composizione astine tonde
3.52 Accessori Vantage-Q

Cassetto Ultrabox

3.58 Cassetto Ultrabox
3.59 Accessori Ultrabox

3.1 Drawers for kitchen and bathroom

Concept drawer

3.09 Concept drawer
3.11 Concept components
3.14 Accessories for inner drawer
3.16 Concept accessories

Slim drawer

3.25 Slim drawer
3.30 Accessories for inner drawer
3.32 Slim accessories

Vantage-Q drawer

3.42 Vantage-Q drawer
3.43 Vantage-Q components
3.45 Compositions square railing
3.49 Compositions round railing
3.52 Vantage-Q accessories

Ultrabox drawer

3.58 Ultrabox drawer
3.59 Ultrabox accessories

3.2 Guide per cassetti

3.66 Guide a scomparsa Silver
3.70 Guide a scomparsa Slippe
3.77 Guide a rullo T30
3.79 Accessori per guide a rullo T30
3.81 Guide a sfere

3.2 Drawer slides

3.66 Silver concealed runners
3.70 Slippe concealed runners
3.77 T30 roller slides
3.79 Accessories for T30 roller slides
3.81 Ball bearing slides

3.3 Cassetti per ufficio, elementi e accessori multimediali

Cassetti e schedario Paddock

3.90 Cassetto Padplast
3.97 Schedario Padframe
3.99 Accessori Paddock

Accessori multimediali

3.101 Guide porta tastiera
3.103 Passacavi
3.106 Supporti e piattaforme per TV

3.3 Drawers for office, elements and multimedia accessories

Paddock drawers and filing drawers

3.90 Padplast drawer
3.97 Padframe filing drawer
3.99 Paddock accessories

Multimedia accessories

3.101 Extending keyboard shelf runners
3.103 Cable organizers
3.106 Supports and platforms for TV

CASSETTI PER CUCINA E BAGNO

Cassetto Concept

3.09 Cassetto Concept
3.11 Componenti Concept
3.14 Accessori per cassetto interno
3.16 Accessori Concept

Cassetto Slim

3.25 Cassetto Slim
3.30 Accessori per cassetto interno
3.32 Accessori Slim

Cassetto Vantage-Q

3.42 Cassetto Vantage-Q
3.43 Componenti Vantage-Q
3.45 Composizione astine quadrate
3.49 Composizione astine tonde
3.52 Accessori Vantage-Q

Cassetto Ultrabox

3.58 Cassetto Ultrabox
3.59 Accessori Ultrabox



DRAWERS FOR KITCHEN AND BATHROOM

Concept drawer

3.09 Concept drawer
3.11 Concept components
3.14 Accessories for inner drawer
3.16 Concept accessories

Slim drawer

3.25 Slim drawer
3.30 Accessories for inner drawer
3.32 Slim accessories

Vantage-Q drawer

3.42 Vantage-Q drawer
3.43 Vantage-Q components
3.45 Compositions square railing
3.49 Compositions round railing
3.52 Vantage-Q accessories

Ultrabox drawer

3.58 Ultrabox drawer
3.59 Ultrabox accessories



concept



- Disponibile in 3 altezze di cassetto, H = 105, 138 e 185 mm.
- Guida ad estrazione totale con sistema di chiusura ammortizzato.
- Portata 30 kg.
- Scorrimento fluido e silenzioso.
- Sponda cassetto in ferro verniciato color bianco satinato (RAL 9003) e grigia antracite (RAL 7043).
- Spessore del fondo e della schiena 16 mm.
- Regolazione orizzontale del frontalino mediante vite laterale ± 1,5 mm.
- Regolazione verticale del frontalino mediante eccentrico ± 2 mm.

- The drawer comes in 3 height, H = 105, 138 and 185 mm.
- Runner with total extraction system and cushioned self-closing.
- Maximum load capacity 30 kg.
- Smooth and quiet glide.
- Steel sides painted in epoxi and white satin (RAL 9003) and grey anthracite (RAL 7043).
- Thickness of bottom and back 16 mm.
- Front horizontal regulation by ± 1,5 mm lateral screw.
- Front vertical regulation ±2 mm eccentric screw.

INFORMAZIONI CASSETTO CONCEPT / CONCEPT DRAWER INFORMATION

SLOW

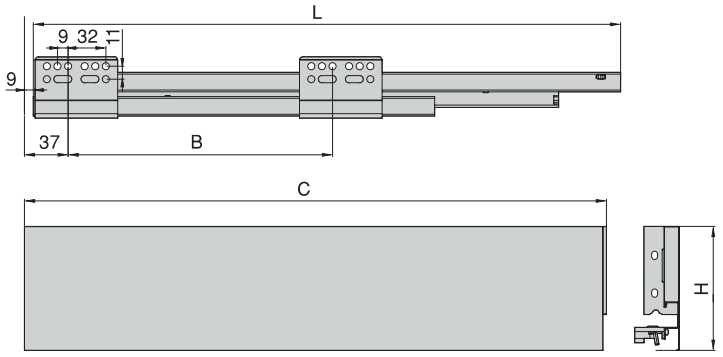

105 138 185

H	Prof.	L	B	C
105 138 185	270	268	96	263
	300	298	128	293
	350	348	128	343
	400	398	192	393
	450	448	224	443
	500	498	224	493

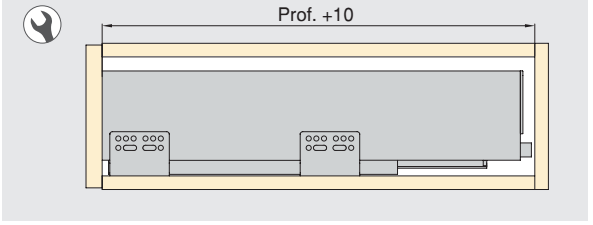

105

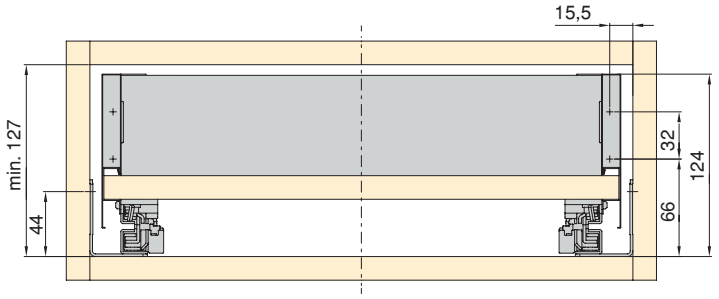

138

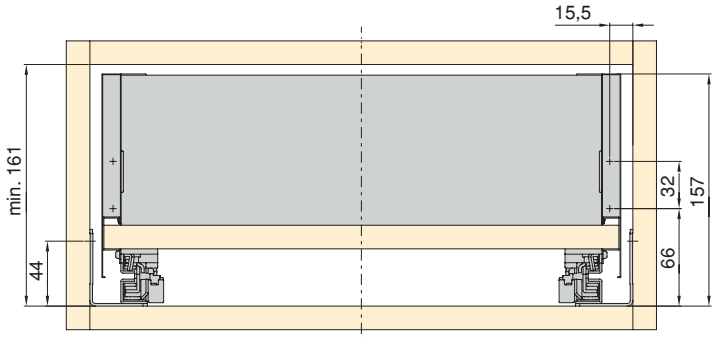

185

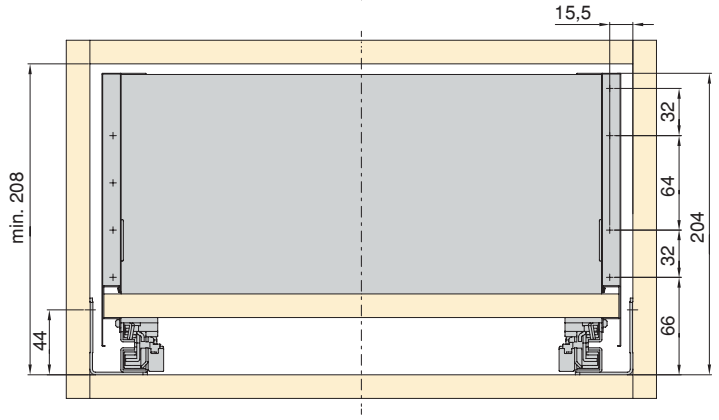

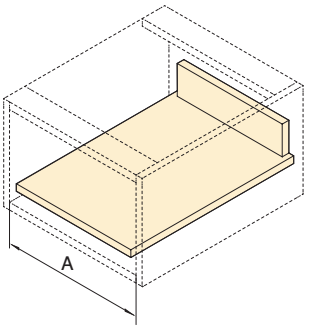

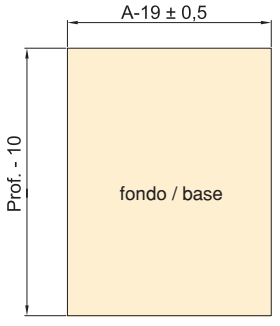

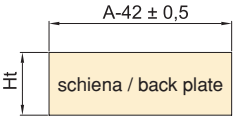

Prof.	Ht
105	68
138	102
185	149

INFORMAZIONI CASSETTO CONCEPT / CONCEPT DRAWER INFORMATION

1

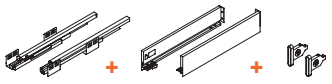

Prof.	SLOW Max. 30 kg
270	31000 12 35
300	31001 12 35
350	31002 12 35
400	31003 12 35
450	31004 12 35
500	31005 12 35

2

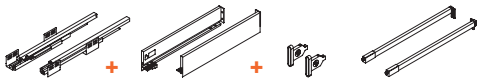

Prof.	SLOW Max. 30 kg	
270	31000 12 35	31106 12 35
300	31001 12 35	31101 12 35
350	31002 12 35	31102 12 35
400	31003 12 35	31103 12 35
450	31004 12 35	31104 12 35
500	31005 12 35	31105 12 35

3



Prof.	SLOW Max. 30 kg		
270	31000 12 35	31130 15 23	31133 12 35
300	31001 12 35		
350	31002 12 35		
400	31003 12 35		
450	31004 12 35		
500	31005 12 35		



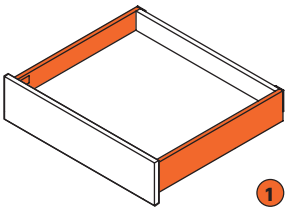

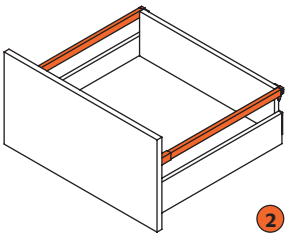

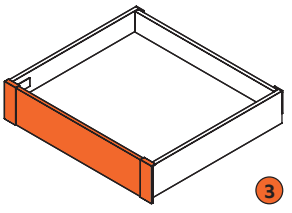

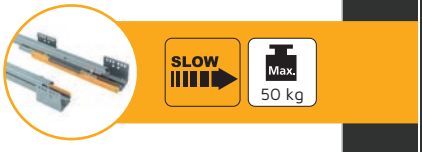



INFORMAZIONI CASSETTO CONCEPT / CONCEPT DRAWER INFORMATION

1

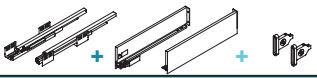

Prof.	SLOW Max. 30 kg
270	31006 12 35
300	31007 12 35
350	31008 12 35
400	31009 12 35
450	31010 12 35
500	31011 12 35



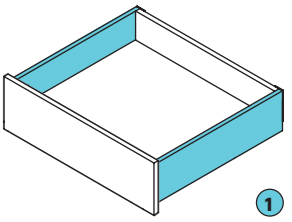

2

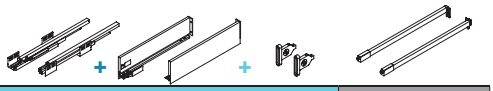

Prof.	SLOW Max. 30 kg	
270	31006 12 35	31106 12 35
300	31007 12 35	31101 12 35
350	31008 12 35	31102 12 35
400	31009 12 35	31103 12 35
450	31010 12 35	31104 12 35
500	31011 12 35	31105 12 35

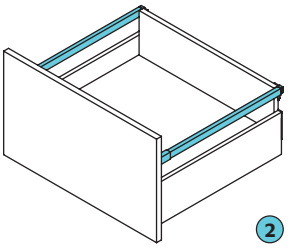

3

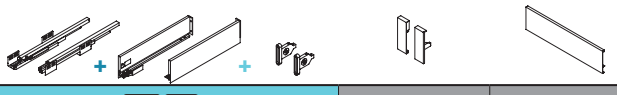

Prof.	SLOW Max. 30 kg		
270	31006 12 35	31131 15 23	31133 12 35
300	31007 12 35		
350	31008 12 35		
400	31009 12 35		
450	31010 12 35		
500	31011 12 35		

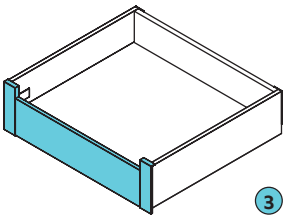

1

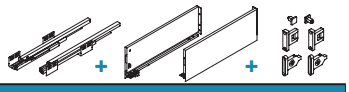

Prof.	SLOW Max. 30 kg
350	31014 12 35
400	31015 12 35
450	31016 12 35
500	31017 12 35



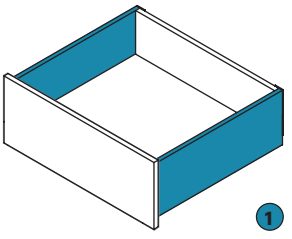

2

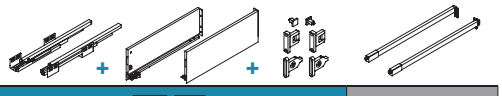

Prof.	SLOW Max. 30 kg	
350	31014 12 35	31102 12 35
400	31015 12 35	31103 12 35
450	31016 12 35	31104 12 35
500	31017 12 35	31105 12 35

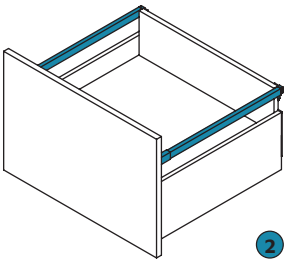

3

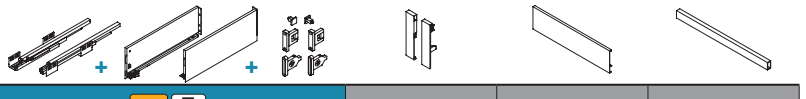

Prof.	SLOW Max. 30 kg			
350	31014 12 35	31132 15 23	31133 12 35	31134 12 35
400	31015 12 35			
450	31016 12 35			
500	31017 12 35			

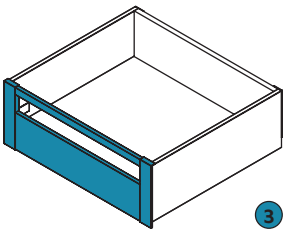

CASSETTO CONCEPT
CONCEPT DRAWER

Cassetto esterno Concept 105 mm con chiusura soft
Concept 105 mm exterior drawer with soft close

KIT





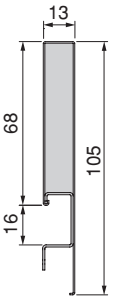

Prof. Depth	Cod.			
270	**31000**	**12**	**35**	1
300	**31001**	**12**	**35**	1
350	**31002**	**12**	**35**	1
400	**31003**	**12**	**35**	1
450	**31004**	**12**	**35**	1
500	**31005**	**12**	**35**	1

Acciaio / Steel

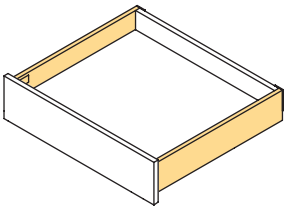

- Il codice include tutti gli elementi per il montaggio di un cassetto esterno ad eccezione del frontale, la schiena ed il fondo.
- Include guide, fianco, coppia di agganci frontali per cassetto esterno e kit agganci posteriori.

- The code includes all the elements for the assembly of an exterior drawer except the front, back and bottom.
- Includes slides, metal sides, kit of front clip for external drawer and set of back fittings for drawer.

Cassetto esterno Concept 138 mm con chiusura soft
Concept 138 mm exterior drawer with soft close

KIT





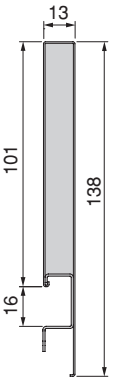

Prof. Depth	Cod.			
270	**31006**	**12**	**35**	1
300	**31007**	**12**	**35**	1
350	**31008**	**12**	**35**	1
400	**31009**	**12**	**35**	1
450	**31010**	**12**	**35**	1
500	**31011**	**12**	**35**	1

Acciaio / Steel

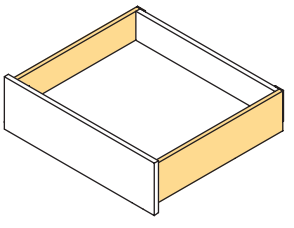

- Il codice include tutti gli elementi per il montaggio di un cassetto esterno ad eccezione del frontale, la schiena ed il fondo.
- Include guide, fianco, coppia di agganci frontali per cassetto esterno e kit agganci posteriori.

- The code includes all the elements for the assembly of an exterior drawer except the front, back and bottom.
- Includes slides, metal sides, kit of front clip for external drawer and set of back fittings for drawer.

CONFIGURATORE
CONFIGURATION
www.emuca.com

Cassetto esterno Concept 185 mm con chiusura soft

KIT

Concept 185 mm exterior drawer with soft close



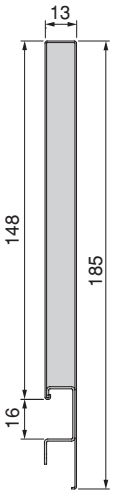

Prof. Depth	Cod.			
350	**31014**	**12**	**35**	1
400	**31015**	**12**	**35**	1
450	**31016**	**12**	**35**	1
500	**31017**	**12**	**35**	1

Acciaio / Steel

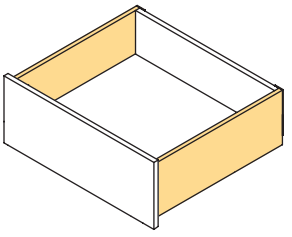



- Il codice include tutti gli elementi per il montaggio di un cassetto esterno ad eccezione del frontale, la schiena ed il fondo.
- Include guide, fianco, coppia di agganci frontali per cassetto esterno e kit agganci posteriori.

- The code includes all the elements for the assembly of an exterior drawer except the front, back and bottom.
- Includes slides, metal sides, kit of front clip for external drawer and set of back fittings for drawer.



Drawled 5

www.emuca.com

COMPONENTI CONCEPT
CONCEPT COMPONENTS

Fianchi Concept 105 mm
Concept 105 mm sides



105

Prof. Depth	Sinistra Left Cod.			Destra Right Cod.			
350	**31067**	**12**	**35**	**31060**	**12**	**35**	20
450	**31069**	**12**	**35**	**31063**	**12**	**35**	20
500	**31070**	**12**	**35**	**31063**	**12**	**35**	20

Acciaio / Steel

Fianchi Concept 138 mm
Concept 138 mm sides



138

Prof. Depth	Sinistra Left Cod.			Destra Right Cod.			
350	**31081**	**12**	**35**	**31074**	**12**	**35**	20
450	**31083**	**12**	**35**	**31076**	**12**	**35**	20
500	**31084**	**12**	**35**	**31077**	**12**	**35**	20

Acciaio / Steel

Fianchi Concept 185 mm
Concept 185 mm sides



185

Prof. Depth	Sinistra Left Cod.			Destra Right Cod.			
450	**31097**	**12**	**35**	**31090**	**12**	**35**	20
500	**31098**	**12**	**35**	**31091**	**12**	**35**	20

Acciaio / Steel

05 | Zincato bianco / Zinc plated
12 | Verniciato bianco / White painted
35 | Grigio antracite / Grey painted

Coppia di agganci 105 e 138 mm

Kit of clips 105 and 138 mm





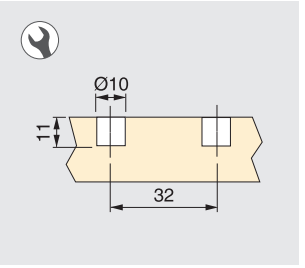

Descrizione Description	Cod.		
Per vite Screw-on	**31040**	**05**	100
A pressione Knock-in	**31041**	**05**	100

Acciaio / Steel

Coppia di agganci 185 mm

Kit of clips 185 mm





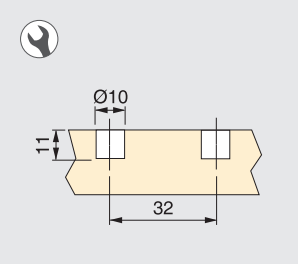

Descrizione Description	Cod.		
Per vite Screw-on	**31042**	**05**	100
A pressione Knock-in	**31043**	**05**	100

Acciaio / Steel

Guide Concept 30 kg con chiusura soft

Concept 30 kg slides with soft close



Destra / Right

Sinistra / Left



Prof. Depth	Sinistra Left Cod.		Destra Right Cod.		
350	**31053**	**05**	**31046**	**05**	20
450	**31055**	**05**	**31048**	**05**	20
500	**31056**	**05**	**31049**	**05**	20

Acciaio / Steel

Coppia di guide Concept 50 kg con chiusura soft

NEW

Kit of Concept 50 kg slides with soft close





Prof. Depth	Cod.		
350	**31150**	**05**	4
450	**31151**	**05**	4
500	**31152**	**05**	4

Acciaio / Steel

Coppia di astine

Kit of lateral railing



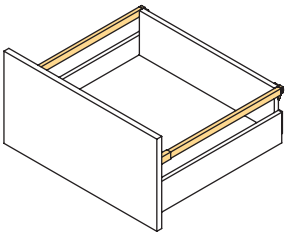

Prof. Depth	Cod.			
270	**31106**	**12**	**35**	20
300	**31101**	**12**	**35**	20
350	**31102**	**12**	**35**	20
400	**31103**	**12**	**35**	20
450	**31104**	**12**	**35**	20
500	**31105**	**12**	**35**	20

Acciaio / Steel

Aggancio frontale per astina con montaggio a vite

Screw-on front fixing for railing



Cod.		
31100	**21**	40

Tecnoplastica / Plastic

- Per frontalini in legno si raccomanda utilizzare viti Ø3,5 mm.
- For timber fronts we recommend Ø3,5 mm screws.

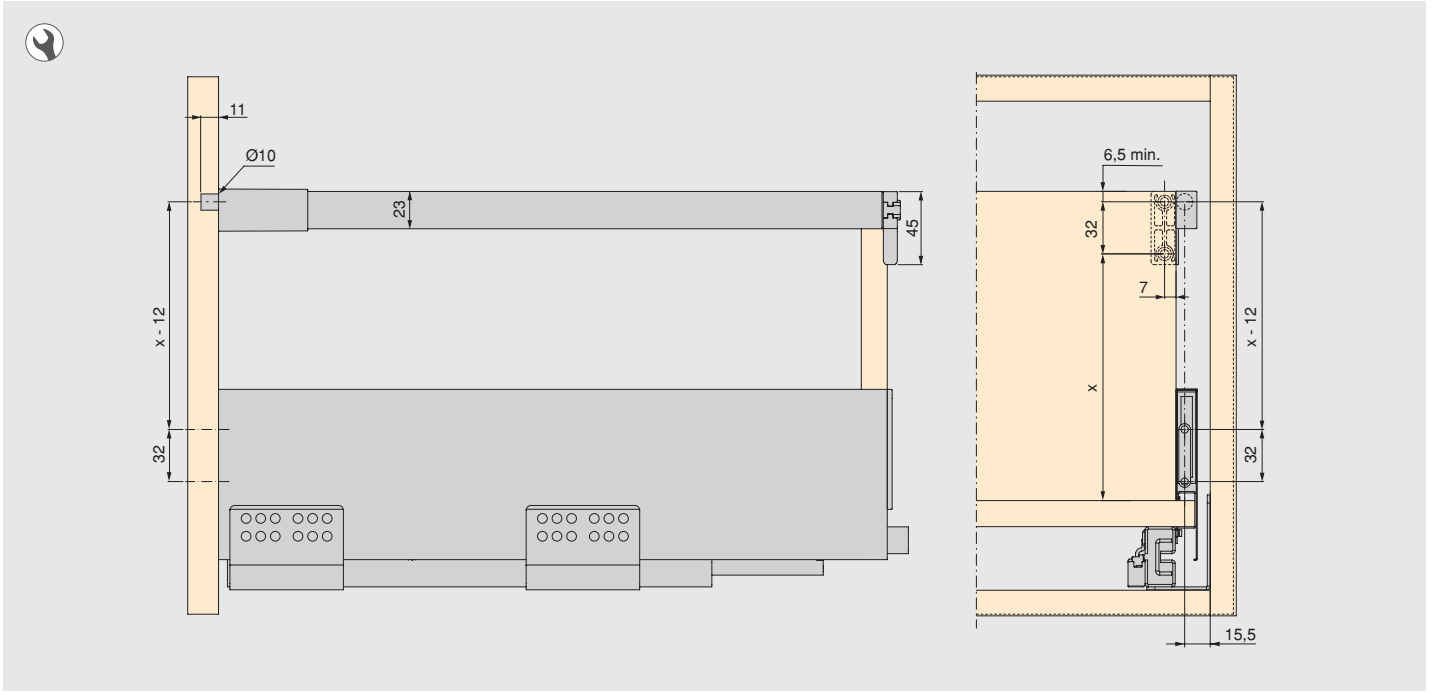

12 | Verniciato bianco / White painted
15 | Plastica bianca / White plastic
21 | Plastica grigia / Grey plastic
23 | Plastica grigio antracite / Anthracite grey plastic
35 | Grigio antracite / Grey painted

ACCESSORI PER CASSETTO INTERNO
ACCESSORIES FOR INNER DRAWER

Coppia di agganci frontali 105 mm
Set of frontal fittings 105 mm

H	Cod.			
105	**31130**	**15**	**23**	4

Tecnoplastica / Plastic



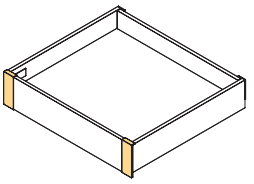

105

Coppia di agganci frontali 138 mm
Set of frontal fittings 138 mm

H	Cod.			
138	**31131**	**15**	**23**	4

Tecnoplastica / Plastic



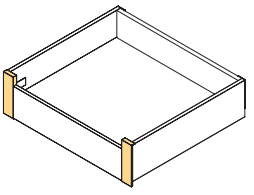

138



Optima 8

Coppia di agganci frontali 185 mm
Set of frontal fittings 185 mm

H	Cod.			
185	**31132**	**15**	**23**	4

Tecnoplastica / Plastic



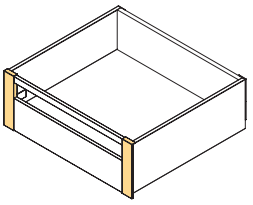

185

www.emuca.com

Astina frontale 185 mm per cassetto interno

Frontal railing 185 mm for inner drawer

H	L	Cod.			
178	1,10 m	**31134**	**12**	**35**	10

Acciaio / Steel



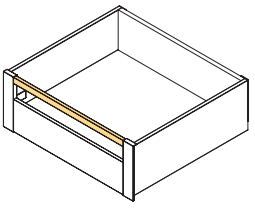



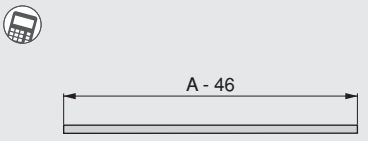

A= Interno modulo
A= Module inner size

Profilo frontale per cassetto interno

Frontal profile for inner drawer

L	Cod.			
1,07 m	**31133**	**12**	**35**	10

Alluminio / Aluminium



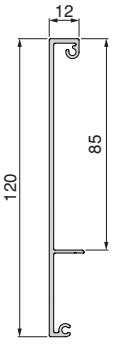

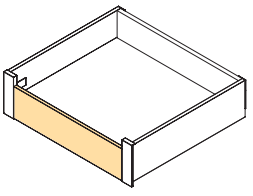



A= Interno modulo
A= Module inner size



12 Verniciato bianco / White painted
15 Plastica bianca / White plastic
23 Plastica grigio antracite / Anthracite grey plastic
35 Grigio antracite / Grey painted

ACCESSORI CONCEPT
CONCEPT ACCESSORIES

Profilo schiena
Back panel profile

H	Cassetto Drawer	L	Cod.			
68	105	1,12 m	**31110**	**12**	**35**	10
101	138	1,12 m	**31111**	**12**	**35**	10
148	185	1,12 m	**31112**	**12**	**35**	10

Alluminio / Aluminium



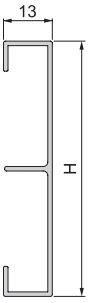

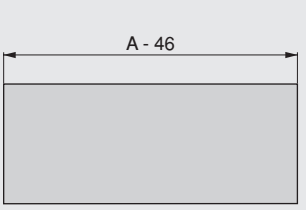

A= Interno modulo
A= Module inner size

Kit agganci posteriori per profilo schiena
Set of back fittings for back panel profile

Cassetto Drawer	Cod.			
105	**31113**	**15**	**23**	10
138	**31114**	**15**	**23**	10
185	**31115**	**15**	**23**	10

Tecnoplastica / Plastic



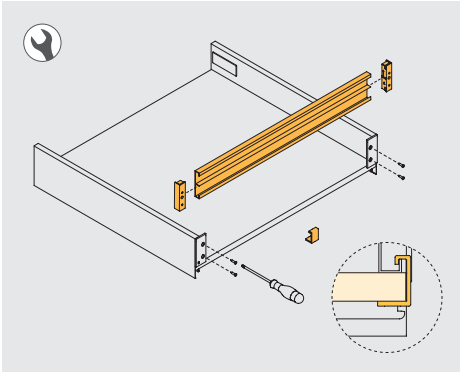

www.emuca.com

Distanziale laterale
Lateral spacers

Cod.			
41941	**15**	**23**	8

Tecnoplastica / Plastic



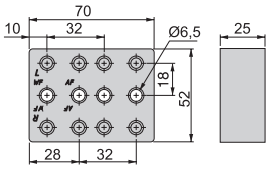

- Permette di montaggio con porte incernierate.
- Allows assembly with hinged doors.

Per il montaggio della guida si raccomanda l'utilizzo di viti Euro.

For the assembly, we recommend to use Euro screws.

Sagoma di foratura dell'aggancio sul frontalino

Template to fix the clip of the drawer front

Cod.		
31140	**21**	1

Tecnoplastica / Plastic



x2

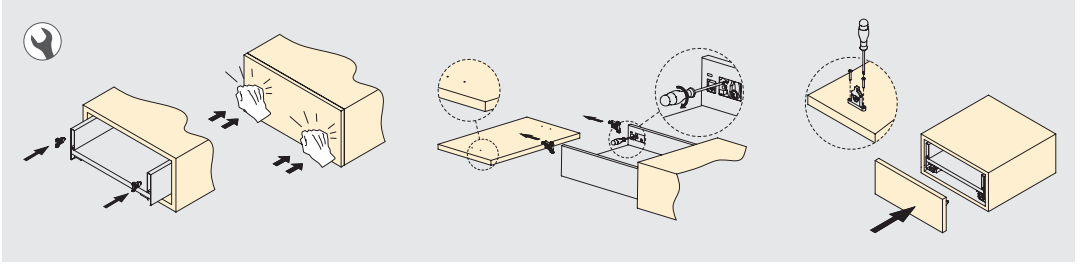

Macchina di montaggio Concept

Concept assembly machine

Descrizione / Description	Cod.		
Macchina / Machine	**41986**	**20**	1
Basamento / Bed plate	**41987**	**20**	1

Acciaio e alluminio / Steel and aluminium



www.emuca.com

- Macchina per il montaggio in serie dei cassetti Concept.
- Macchina semplice da usare, con regolazione facile, per cassetti di differenti misure.
- Blocco automatico del cassetto sulla macchina, montaggio senza necessitá di altri attrezzi.
- Misure cassetti, da 300 a 1.200 mm di larghezza.
- Profonditá fianchi da 270-300-350-400-450-500 mm.
- Utilizzabile per schiene in legno, alluminio, acciaio.
- Peso della macchina circa 120 kg (senza pallet).
- Pressione esercitata 7-8 kgr/cm^2.
- Certificata CE.
- Basamento opzionale.

- Machine for assembling Concept big productions.
- Easy to work with and easy adjustment for different drawer measures.
- Pneumatic profile assembly with no need of tools.
- Drawer widths of 300 to 1.200 mm.
- Drawer depths 270-300-350-400-450-500 mm.
- Valid for wood, aluminium and steel backs.
- Weight of the machine 120 kg (without bed plate).
- Pneumatic system: Air 7-8 kgr/cm^2.
- CE certificated.
- Optional bed plate.

Unione frontalino-fondo Lokbox

Lokbox front-bottom union

Cod.		
30026	**21**	20

Tecnoplastica / Plastic



www.emuca.com

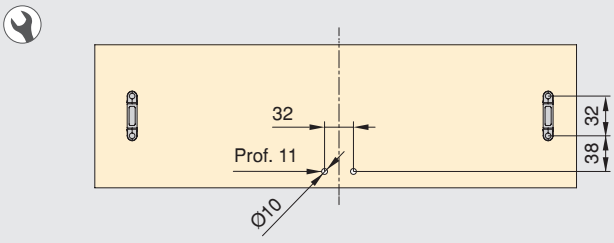



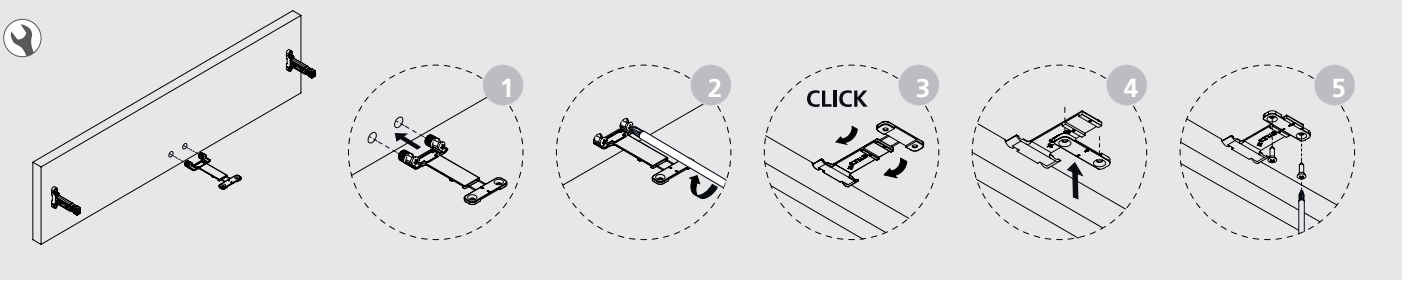

Schiena sagomata in acciaio

Steel under-sink insert

Cod.			
30120	**12**	**35**	6

Alluminio / Aluminium



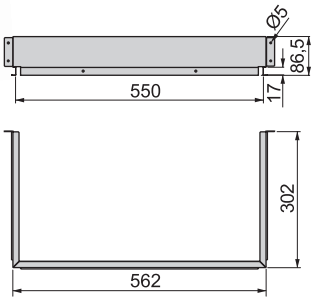

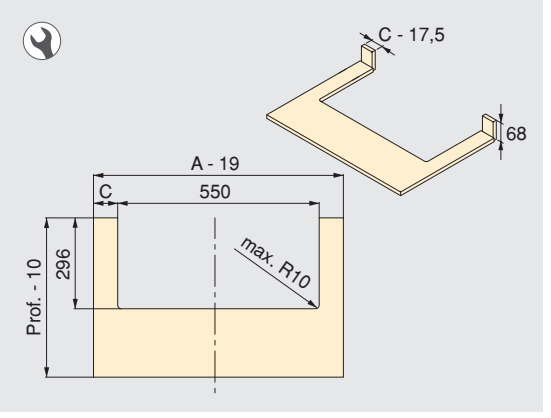

95

Salva sifone rettangolare

Rectangular under-sink insert

Cod.			
30118	**15**	**23**	6

Tecnoplastica / Plastic



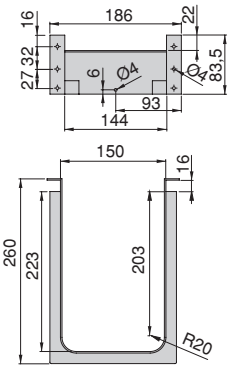

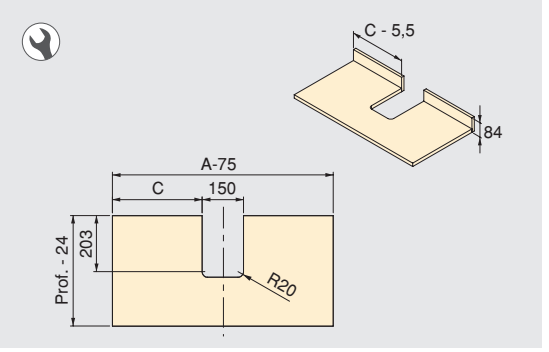

95

Salva sifone rettangolare con vaschetta

Rectangular under-sink insert with drawer

Cod.			
30114	**15**	**23**	6

Tecnoplastica / Plastic



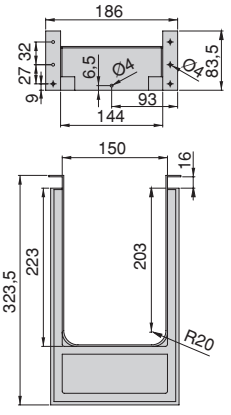

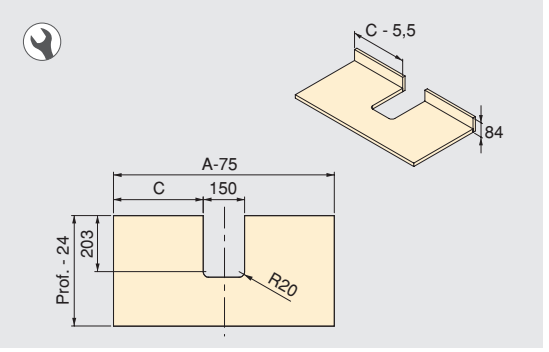

95

Salva sifone curvo

Curved under-sink insert

Cod.			
30121	**15**	**23**	10
30115	**15**	**23**	80

Tecnoplastica / Plastic



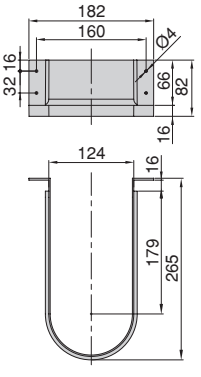

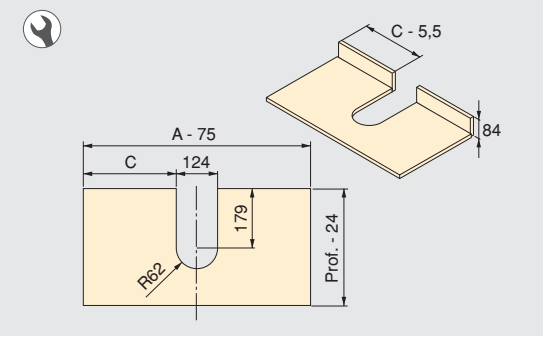

95

15 | Plastica bianca / White plastic

23 | Plastica grigio antracite / Anthracite grey plastic


BEGINNINGS

slim



- Disponibile in 4 altezze di cassetto, H = 80, 95, 127 e 178 mm.
- Guida ad estrazione totale con sistema di chiusura ammortizzato.
- Portata 40 kg.
- Scorrimento fluido e silenzioso.
- Sponda cassetto in ferro verniciato color bianco satinato (RAL 9003) e grigia antracite (RAL 7043).
- Spessore del fondo e della schiena 16 mm.
- Regolazione orizzontale del frontalino mediante vite laterale ± 1,5 mm.
- Regolazione verticale del frontalino mediante eccentrico ± 2 mm.

- The drawer comes in 4 height, H = 80, 95, 127 and 178 mm.
- Runner with total extraction system and cushioned self-closing.
- Maximum load capacity 40 kg.
- Smooth and quiet glide.
- Steel sides painted in epoxi and white satin (RAL 9003) and grey anthracite (RAL 7043).
- Thickness of bottom and back 16 mm.
- Front horizontal regulation by ± 1,5 mm lateral screw.
- Front vertical regulation ±2 mm eccentric screw.

INFORMAZIONI CASSETTO SLIM / SLIM DRAWER INFORMATION

SLOW
Esterno / interno
Exterior / interior

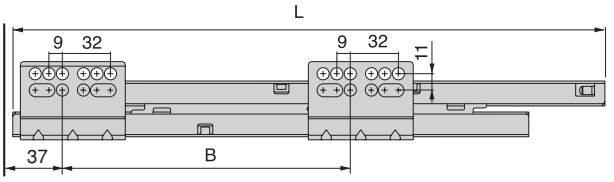

PUSH
Cassetto esterno
Exterior drawer

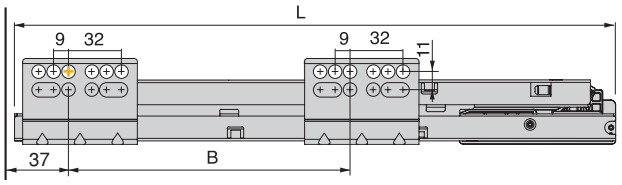

PUSH
Cassetto interno
Interior drawer

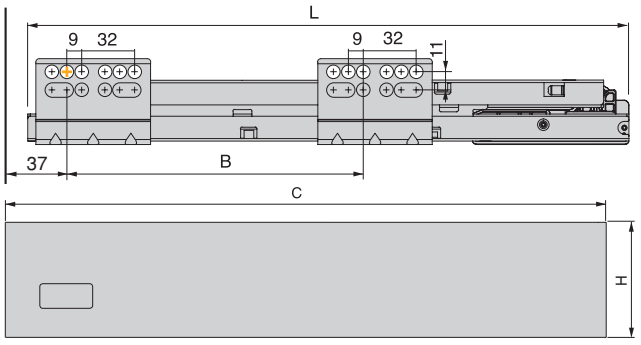

80 95 127 178

H	Prof.	L (SLOW)	L (PUSH)	B	C
80 95 127 178	270	265	-	96	267
	300	295	295	128	297
	350	345	345	128	347
	400	395	395	192	397
	450	445	445	224	447
	500	495	495	224	497

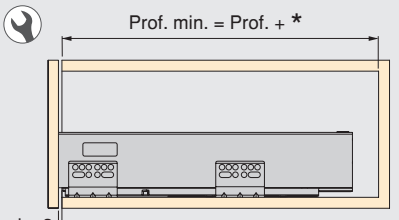

* **3** Cassetto esterno / Exterior drawer
12 Cassetto interno / Interior drawer

80

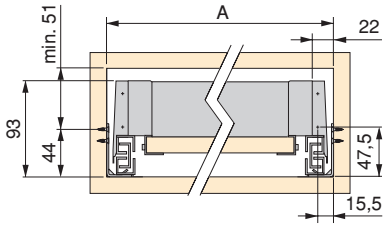

95

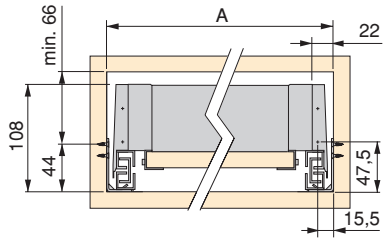

127

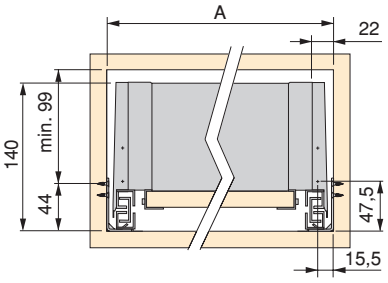

178

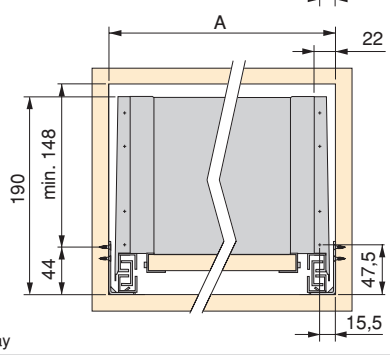

S: Sormonto / Overlay

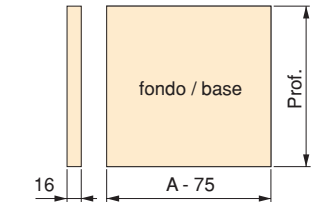

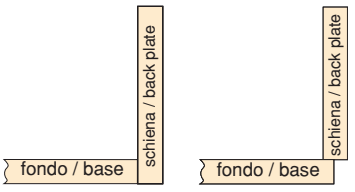

OPZIONE / OPTION	
Prof. - 24	Prof. - 20*

* Opzione per montaggio de schiena legno o alluminio.
* Option to assembly wood back or aluminium.

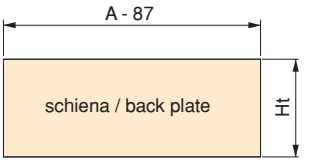

H	OPZIONE / OPTION	
	Ht	Ht
80	69	53
95	84	68
127	116	100
178	167	151

INFORMAZIONI CASSETTO SLIM / SLIM DRAWER INFORMATION

1

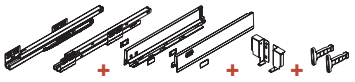

Prof.	SLOW Max. 40 kg
450	30262 12 35
500	30263 12 35

2

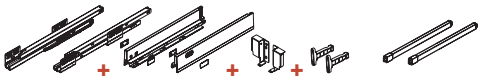

Prof.	SLOW Max. 40 kg		
450	30262 12 35	30282 12 35	30284 15 23
500	30263 12 35	30283 12 35	

3

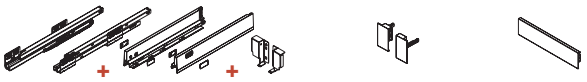

Prof.	SLOW Max. 40 kg		
450	30262 12 35	30251 15 23	30255 12 35
500	30263 12 35		

80

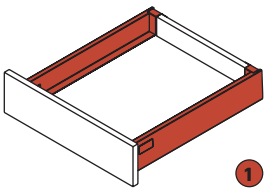

1

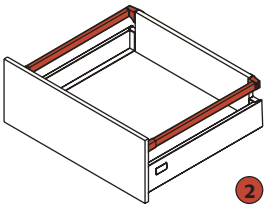

2

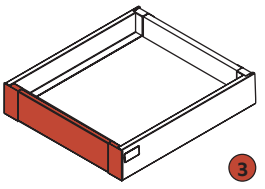

3

1

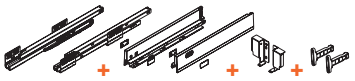

Prof.	SLOW Max. 40 kg	PUSH Max. 40 kg
300	30264 12 35	30550 12 35
350	30265 12 35	30551 12 35
400	30266 12 35	30552 12 35
450	30267 12 35	30553 12 35
500	30268 12 35	3055 12 35

2

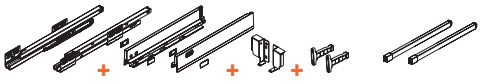

Prof.	SLOW Max. 40 kg	PUSH Max. 40 kg		
300	30264 12 35	30550 12 35	30279 12 35	30284 15 23
350	30265 12 35	30551 12 35	30280 12 35	
400	30266 12 35	30552 12 35	30281 12 35	
450	30267 12 35	30553 12 35	30282 12 35	
500	30268 12 35	3055 12 35	30283 12 35	

3

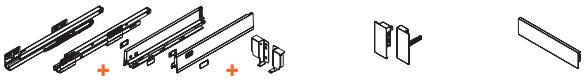

Prof.	SLOW Max. 40 kg	PUSH Max. 40 kg		
300	30264 12 35	30550 12 35	30252 15 23	30255 12 35
350	30265 12 35	30551 12 35		
400	30266 12 35	30552 12 35		
450	30267 12 35	30553 12 35		
500	30268 12 35	3055 12 35		

95

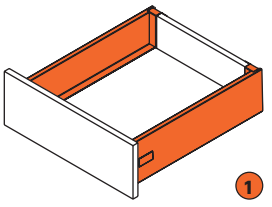

1

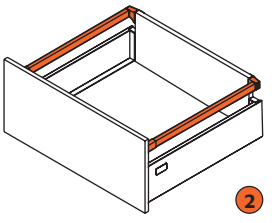

2

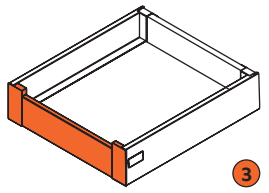

3

INFORMAZIONI CASSETTO SLIM / SLIM DRAWER INFORMATION

1

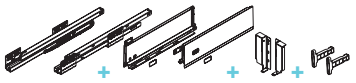

Prof.	SLOW Max 40 kg	PUSH Max 40 kg
300	**30269 12 35**	-
350	**30270 12 35**	**30555 12 35**
400	**30271 12 35**	**30556 12 35**
450	**30272 12 35**	**30557 12 35**
500	**30273 12 35**	**30558 12 35**

127

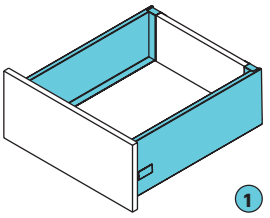

2

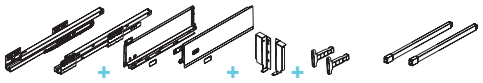

Prof.	SLOW Max 40 kg	PUSH Max 40 kg		
300	**30269 12 35**	-	**30279 12 35**	
350	**30270 12 35**	**30555 12 35**	**30280 12 35**	
400	**30271 12 35**	**30556 12 35**	**30281 12 35**	**30284 15 23**
450	**30272 12 35**	**30557 12 35**	**30282 12 35**	
500	**30273 12 35**	**30558 12 35**	**30283 12 35**	

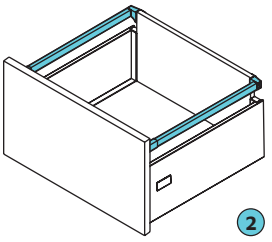

3

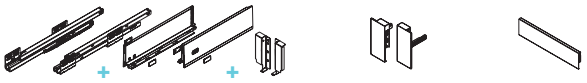

Prof.	SLOW Max 40 kg	PUSH Max 40 kg		
300	**30269 12 35**	-		
350	**30270 12 35**	**30555 12 35**		
400	**30271 12 35**	**30556 12 35**	**30253 12 35**	**30255 12 35**
450	**30272 12 35**	**30557 12 35**		
500	**30273 12 35**	**30558 12 35**		

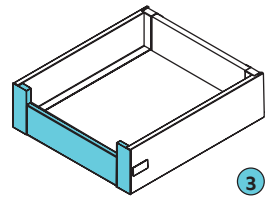

178

1

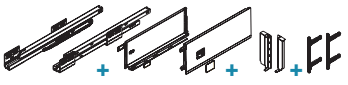

Prof.	SLOW Max 40 kg	PUSH Max 40 kg
350	**30275 12 35**	**30559 12 35**
400	**30276 12 35**	**30560 12 35**
450	**30277 12 35**	**30561 12 35**
500	**30278 12 35**	**30562 12 35**

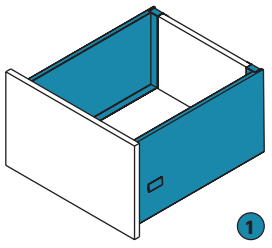

2

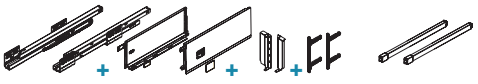

Prof.	SLOW Max 40 kg	PUSH Max 40 kg		
350	**30275 12 35**	**30559 12 35**	**30280 12 35**	
400	**30276 12 35**	**30560 12 35**	**30281 12 35**	
450	**30277 12 35**	**30561 12 35**	**30282 12 35**	**30284 15 23**
500	**30278 12 35**	**30562 12 35**	**30283 12 35**	

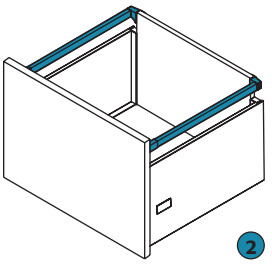

3



Prof.	SLOW Max 40 kg	PUSH Max 40 kg			
350	**30275 12 35**	**30559 12 35**			
400	**30276 12 35**	**30560 12 35**	**30254 15 23**	**30255 12 35**	**30256 12 35**
450	**30277 12 35**	**30561 12 35**			
500	**30278 12 35**	**30562 12 35**			

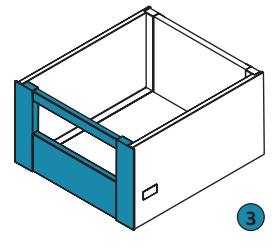

CASSETTO SLIM
SLIM DRAWER

Cassetto esterno Slim 80 mm con chiusura soft
Slim 80 mm exterior drawer with soft close

KIT

Prof. Depth	Cod.			
450	**30262**	**12**	**35**	1
500	**30263**	**12**	**35**	1

Acciaio / Steel



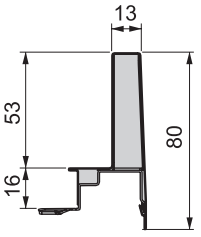

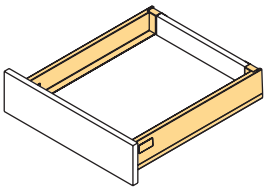

SLOW | Max. 40 kg | 80

- Il codice include tutti gli elementi per il montaggio di un cassetto esterno ad eccezione del frontale, la schiena ed il fondo.
- Include guide, fianco, coppia di agganci frontali per cassetto esterno e kit agganci posteriori.

- The code includes all the elements for the assembly of an exterior drawer except the front, back and bottom.
- Includes slides, metal sides, kit of front clip for external drawer and set of back fittings for drawer.

Cassetto esterno Slim 95 mm con chiusura soft
Slim 95 mm exterior drawer with soft close

KIT

Prof. Depth	Cod.			
300	**30264**	**12**	**35**	1
350	**30265**	**12**	**35**	1
400	**30266**	**12**	**35**	1
450	**30267**	**12**	**35**	1
500	**30268**	**12**	**35**	1

Acciaio / Steel



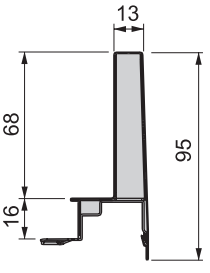

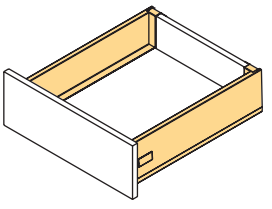

SLOW | Max. 40 kg | 95

- Il codice include tutti gli elementi per il montaggio di un cassetto esterno ad eccezione del frontale, la schiena ed il fondo.
- Include guide, fianco, coppia di agganci frontali per cassetto esterno e kit agganci posteriori.

- The code includes all the elements for the assembly of an exterior drawer except the front, back and bottom.
- Includes slides, metal sides, kit of front clip for external drawer and set of back fittings for drawer.

CONFIGURATORE
CONFIGURATION
www.emuca.com

12 | Verniciato bianco / White painted
35 | Grigio antracite / Grey painted

Cassetto esterno Slim 127 mm con chiusura soft

KIT

Slim 127 mm exterior drawer with soft close



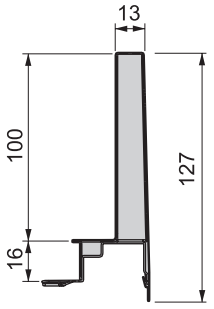

Prof. Depth	Cod.			
300	**30269**	**12**	**35**	1
350	**30270**	**12**	**35**	1
400	**30271**	**12**	**35**	1
450	**30272**	**12**	**35**	1
500	**30273**	**12**	**35**	1

Acciaio / Steel

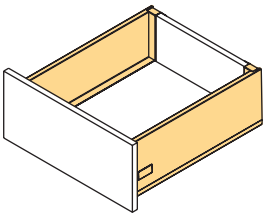



- Il codice include tutti gli elementi per il montaggio di un cassetto esterno ad eccezione del frontale, la schiena ed il fondo.
- Include guide, fianco, coppia di agganci frontali per cassetto esterno e kit agganci posteriori.

- The code includes all the elements for the assembly of an exterior drawer except the front, back and bottom.
- Includes slides, metal sides, kit of front clip for external drawer and set of back fittings for drawer.

Cassetto esterno Slim 178 mm con chiusura soft

KIT

Slim 178 mm exterior drawer with soft close



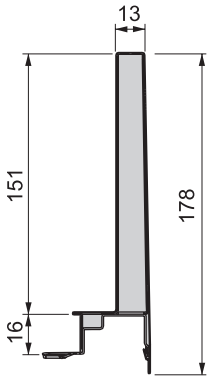

Prof. Depth	Cod.			
350	**30275**	**12**	**35**	1
400	**30276**	**12**	**35**	1
450	**30277**	**12**	**35**	1
500	**30278**	**12**	**35**	1

Acciaio / Steel

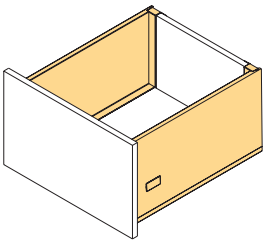



- Il codice include tutti gli elementi per il montaggio di un cassetto esterno ad eccezione del frontale, la schiena ed il fondo.
- Include guide, fianco, coppia di agganci frontali per cassetto esterno e kit agganci posteriori.

- The code includes all the elements for the assembly of an exterior drawer except the front, back and bottom.
- Includes slides, metal sides, kit of front clip for external drawer and set of back fittings for drawer.

www.emuca.com

Cassetto esterno Slim 95 mm con push

KIT

Slim 95 mm exterior drawer with push to open

Prof. Depth	Cod.			
300	**30550**	**12**	**35**	1
350	**30551**	**12**	**35**	1
400	**30552**	**12**	**35**	1
450	**30553**	**12**	**35**	1
500	**30554**	**12**	**35**	1

Acciaio / Steel



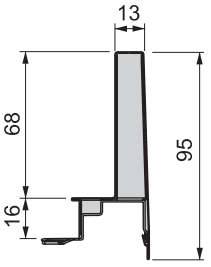

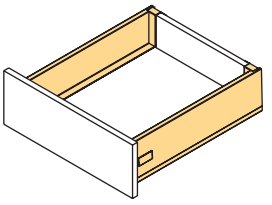

PUSH | Max. 40 kg | 95

- Il codice include tutti gli elementi per il montaggio di un cassetto esterno ad eccezione del frontale, la schiena ed il fondo.
- Include guide, fianco, coppia di agganci frontali per cassetto esterno e kit agganci posteriori.
- Sincronizzatore raccomandato per moduli superiori a 600 mm.

- The code includes all the elements for the assembly of an exterior drawer except the front, back and bottom.
- Includes slides, metal sides, kit of front clip for external drawer and set of back fittings for drawer.
- Synchronizer recommended for module over 600 mm.

Cassetto esterno Slim 127 mm con push

KIT

Slim 127 mm exterior drawer with push to open

Prof. Depth	Cod.			
350	**30555**	**12**	**35**	1
400	**30556**	**12**	**35**	1
450	**30557**	**12**	**35**	1
500	**30558**	**12**	**35**	1

Acciaio / Steel



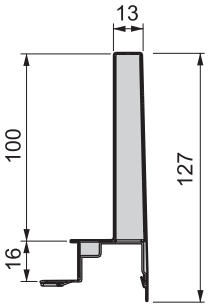

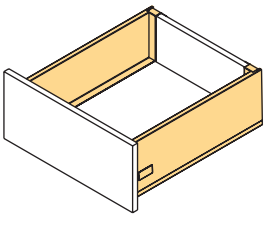

PUSH | Max. 40 kg | 127

- Il codice include tutti gli elementi per il montaggio di un cassetto esterno ad eccezione del frontale, la schiena ed il fondo.
- Include guide, fianco, coppia di agganci frontali per cassetto esterno e kit agganci posteriori.
- Sincronizzatore raccomandato per moduli superiori a 600 mm.

- The code includes all the elements for the assembly of an exterior drawer except the front, back and bottom.
- Includes slides, metal sides, kit of front clip for external drawer and set of back fittings for drawer.
- Synchronizer recommended for module over 600 mm.

CONFIGURATORE
CONFIGURATION
www.emuca.com

Cassetto esterno Slim 178 mm con push

KIT

Slim 178 mm exterior drawer with push to open

Prof. Depth	Cod.			
350	**30559**	**12**	**35**	1
400	**30560**	**12**	**35**	1
450	**30561**	**12**	**35**	1
500	**30562**	**12**	**35**	1

Acciaio / Steel



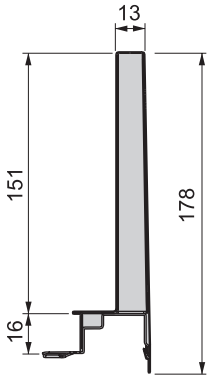

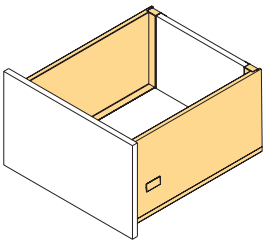

PUSH | Max. 40 kg | 178

- Il codice include tutti gli elementi per il montaggio di un cassetto esterno ad eccezione del frontale, la schiena ed il fondo.
- Include guide, fianco, coppia di agganci frontali per cassetto esterno e kit agganci posteriori.
- Sincronizzatore raccomandato per moduli superiori a 600 mm.

- The code includes all the elements for the assembly of an exterior drawer except the front, back and bottom.
- Includes slides, metal sides, kit of front clip for external drawer and set of back fittings for drawer.
- Synchronizer recommended for module over 600 mm.

Set sincronizzatore per guide con push

Synchronizer set for push to open slides

Prof. Depth	Cod.		
500	**30257**	**20**	8

Acciaio, alluminio e tecnoplastica
Steel, aluminium and plastic



PUSH

Lunghezza della barra stabilizzatrice =Larghezza interna del modulo - 118 mm.
Stabilizing bar length = Module internal width - 118 mm.

- Sincronizza l'apertura e la chiusura delle guide.
- Idoneo per cassetti di larghezza di moduli superiori a 600 mm.
- La barra stabilizzatrice può essere tagliata per adattarla alla larghezza del modulo (max 1.200 mm).
- Non compatibile con profondità 300 mm.

- Synchronizes opening and closing of drawer slides.
- Ideal for drawers with a module width exceeding 600 mm.
- Stabilizing bar can be cut to fit module width (maximum 1.200 mm).
- Not compatible with depth 300 mm.

Coppia di astine
Kit of lateral railing



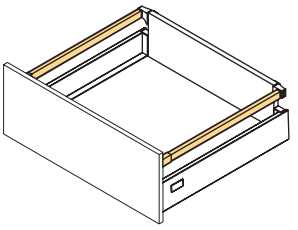

Prof. Depth	Cod.			
300	**30279**	**12**	**35**	20
350	**30280**	**12**	**35**	20
400	**30281**	**12**	**35**	20
450	**30282**	**12**	**35**	20
500	**30283**	**12**	**35**	20

Acciaio / Steel

Aggancio frontale per astina con montaggio a vite
Screw-on front fixing for railing



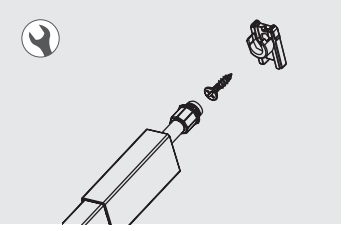

Cod.		
30150	**21**	40

Tecnoplastica / Plastic

- Per frontalini in legno si raccomanda utilizzare viti Ø3,5 mm.
- For timber fronts we recommend Ø3,5 mm screws.

Kit agganci posteriori
Set of back fittings



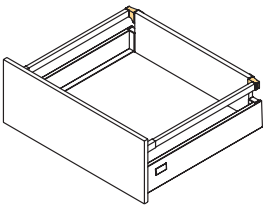

Cod.			
30284	**15**	**23**	20

Tecnoplastica / Plastic

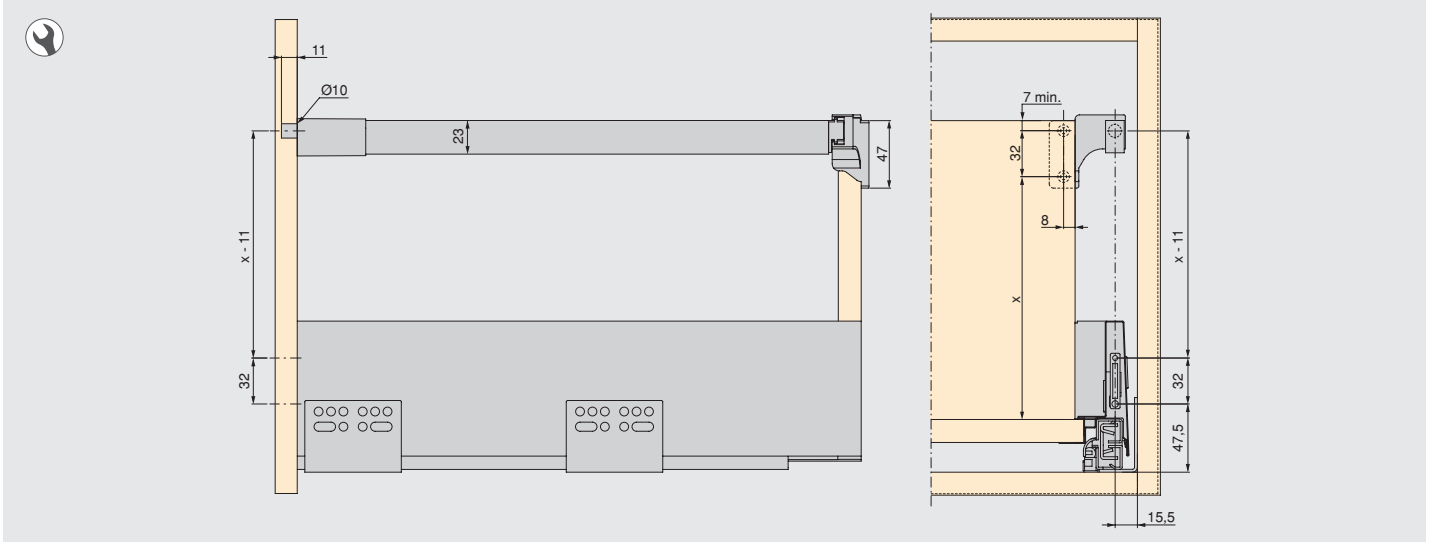

12 Verniciato bianco / White painted
15 Plastica bianca / White plastic
21 Plastica grigia / Grey plastic
23 Plastica grigio antracite / Anthracite grey plastic
35 Grigio antracite / Grey painted

ACCESSORI PER CASSETTO INTERNO
ACCESSORIES FOR INNER DRAWER

Coppia di agganci frontali 80 mm
Set of frontal fittings 80 mm



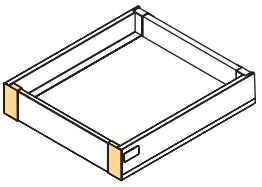

80

H	Cod.			
80	**30251**	**15**	**23**	4

Tecnoplastica / Plastic

Coppia di agganci frontali 95 mm
Set of frontal fittings 95 mm



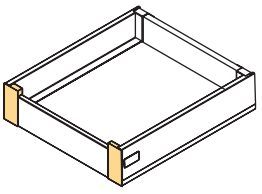

95

H	Cod.			
95	**30252**	**15**	**23**	4

Tecnoplastica / Plastic

Coppia di agganci frontali 127 mm
Set of frontal fittings 127 mm



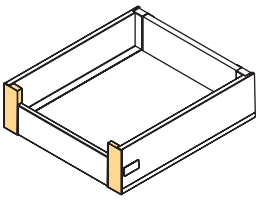

127

H	Cod.			
127	**30253**	**15**	**23**	4

Tecnoplastica / Plastic

Coppia di agganci frontali 178 mm
Set of frontal fittings 178 mm



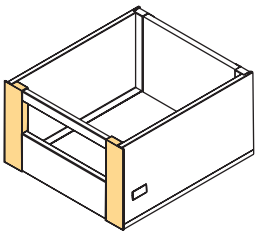

178

H	Cod.			
178	**30254**	**15**	**23**	4

Tecnoplastica / Plastic

Astina frontale 178 mm per cassetto interno

Frontal railing 178 mm for inner drawer

H	L	Cod.			
178	1,1 m	**30256**	**12**	**35**	10

Acciaio / Steel





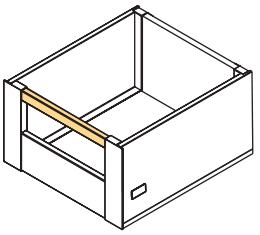





A= Interno modulo
A= Module inner size

Profilo frontale per cassetto interno

Frontal profile for inner drawer

L	Cod.			
1,1 m	**30255**	**12**	**35**	10

Alluminio / Aluminium



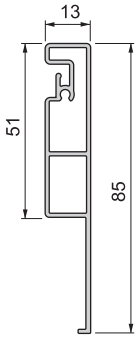

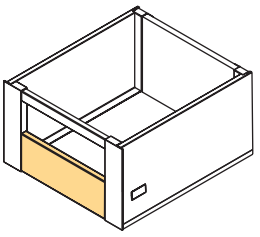





A= Interno modulo
A= Module inner size



12 Verniciato bianco / White painted
15 Plastica bianca / White plastic
21 Plastica grigia / Grey plastic
23 Plastica grigio antracite / Anthracite grey plastic
35 Grigio antracite / Grey painted

ACCESSORI SLIM
SLIM ACCESSORIES

Set stabilizzatore per guide con chiusura soft
Stabilizer set for slides with soft close



Prof. Depth	Cod.		
500	**41990**	**21**	8

Acciaio, alluminio e tecnoplastica
Steel, aluminium and plastic

Lunghezza della barra stabilizzatrice = Larghezza interna del modulo - 9 mm.
Stabilizing bar length = module internal width - 9 mm.

- Sincronizza l'apertura e la chiusura delle guide con chiusura soft.
- Stabilizza e evita oscillazioni del cassetto.
- Idoneo per cassetti di larghezza di modulo compreso tra i 900 e i 1.200 mm.
- La barra stabilizzatrice può essere tagliata per adattarla alla larghezza del modulo (max. 1200 mm).

- Synchronizes opening and closing of drawer slides.
- Stabilizes action to avoid sideways movement of drawers.
- Ideal for drawers from 900 to 1200 mm wide.
- Stabilizing bar can be cut to fit module width (maximum 1.200 mm).

Distanziale laterale
Lateral spacers



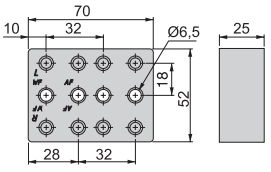

Cod.		
41941	**15**	**23**	8

Tecnoplastica / Plastic

Per il montaggio della guida si raccomanda l'utilizzo di viti Euro.
For the assembly, we recommend to use Euro screws.

- Permette di montaggio con porte incernierate.
- Allows assembly with hinged doors.

Unione frontalino-fondo Lokbox
Lokbox front-bottom union



Cod.		
30026	**21**	20

Tecnoplastica / Plastic

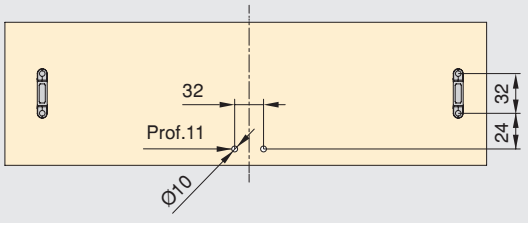



www.emuca.com

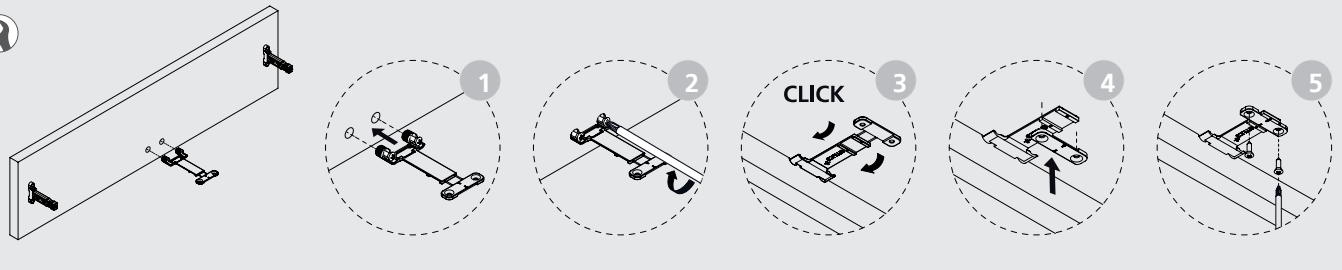

Salva sifone rettangolare

Rectangular under-sink insert

Cod.			
30118	**15**	**23**	6

Tecnoplastica / Plastic



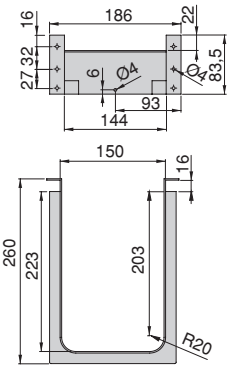

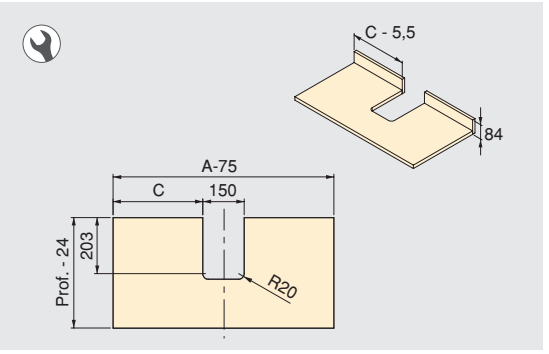

95

Salva sifone rettangolare con vaschetta

Rectangular under-sink insert with drawer

Cod.			
30114	**15**	**23**	6

Tecnoplastica / Plastic



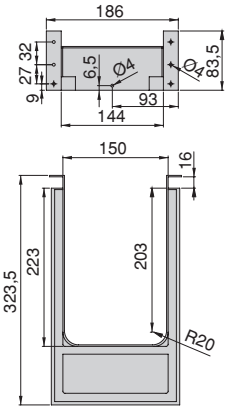

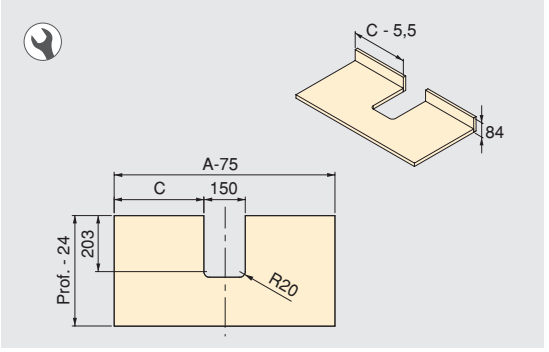

95

Salva sifone curvo

Curved under-sink insert

Cod.			
30121	**15**	**23**	10
30115	**15**	**23**	80

Tecnoplastica / Plastic



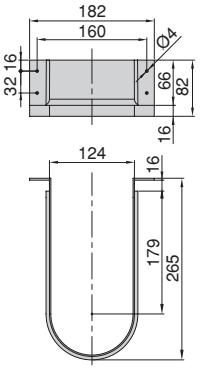

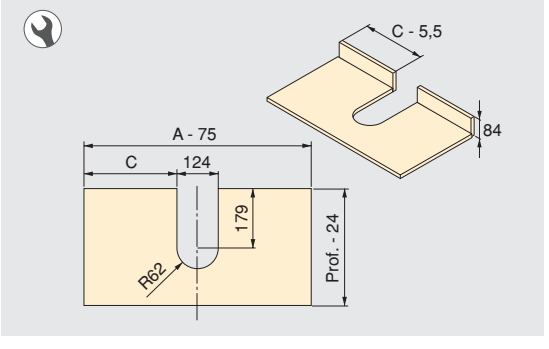

95


PETROL
PURE FOR LI
75 ML
emuca



vantage-Q



- Guide sincronizzate ad estrazione totale mediante rulli con autochiusura soft inclusa.
- Le sponde dispongono di graffe per il fissaggio del fondo mediante macchina.
- Valido per qualsiasi larghezza del modulo.
- Regolazione verticale ±2 mm e orizzontale ±1,5 mm del frontale.
- Sponda di ferro verniciata in epossilico colore bianco (RAL 9003) e grigio (RAL 9006).
- 10 composizioni differenti per cassetti; interni ed esterni.
- Disponibile in due altezze di cassetto 83 e 100 mm.
- Altezza 83 mm con possibilità di raggiungere 141 e 204 mm.
- Altezza 100 mm con possibilità di raggiungere 204 mm.
- Montaggio del cassetto al frontale senza necessità di utilizzare ferramenta.
- Possibilità di personalizzare i tappi estetici.

- Synchronised runner slides, full extension, with selfclosing and soft closing action.
- The metal sides include clips in order to use auto machine mounting for the base panel, if required.
- Valid for any width of cupboard.
- Vertical adjustment ±2 mm, horizontal adjustment ±1,5 mm of the drawer front.
- Metal sides in steel, epoxy colour white (RAL 9003) and grey (RAL 9006).
- 10 different combinations of external or interior drawer front.
- The drawer comes in two height 83 and 100 mm.
- Height 83mm with possibility to reach 141 and 204 mm.
- Height 100mm with possibility to reach 204 mm.
- The assembling of the drawer front does not require any tools.
- You may customise the cover caps.

INFORMAZIONI CASSETTO VANTAGE-Q / VANTAGE-Q DRAWER INFORMATION

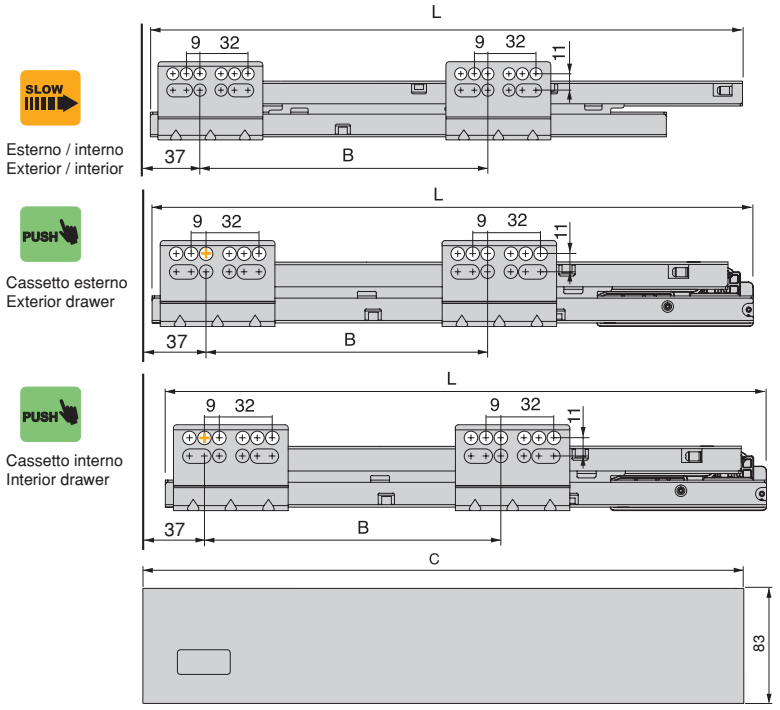

Prof.	L SLOW	L PUSH	B	C	35kg SLOW	50kg SLOW	40kg PUSH
270	265	-	96	267	✔	-	-
300	295	332	128	297	✔	-	✔
350	345	382	128	347	✔	✔	✔
400	395	432	192	397	✔	-	✔
450	445	482	224	447	✔	✔	✔
500	495	532	224	497	✔	✔	✔

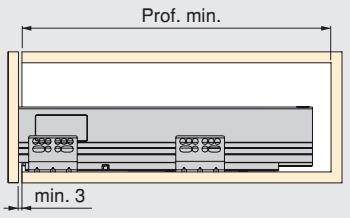

Prof. min.	Prof. + 3 SLOW	Prof. + * PUSH

* 38 Cassetto esterno / Exterior drawer
47 Cassetto interno / Interior drawer

** min.53 Cassetto esterno / Exterior drawer
min.93 Cassetto interno / Interior drawer

Cassetto / Drawer 83 mm

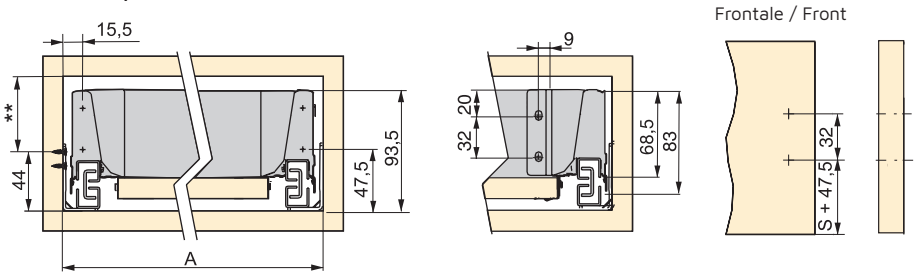

Cassetto / Drawer 141 mm

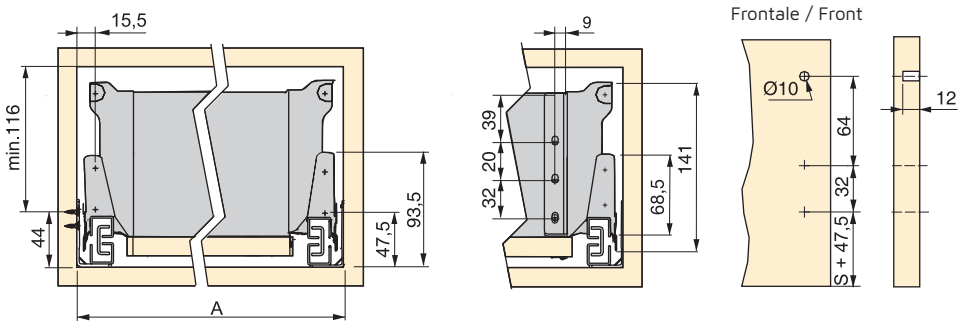

Cassetto / Drawer 204 mm

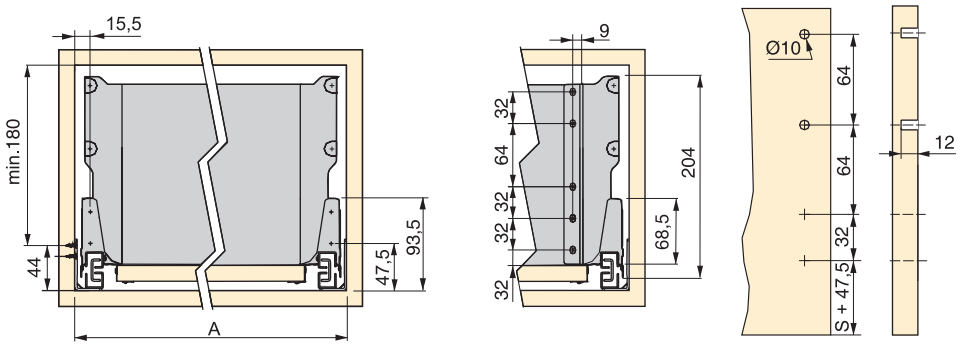

S= Sormonto / Overlay

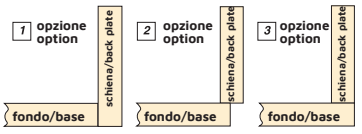

Altezza schiena / Drawer panel height

			OPZIONE / OPTION 1	OPZIONE / OPTION 2 - 3
cassetto / drawer	83	Ht	84	68
	141		135	119
	204		199	183

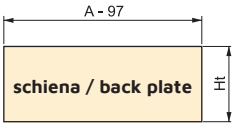

Lunghezza fondo / Bottom length

OPZIONE / OPTION 1	2(*)	3
Prof - 24	Prof - 20	Prof - 4

(*) Opzione per montaggio de schiena metallica.
Option to assembly metal back panel..

Spessore panello / Board thickness:16 mm

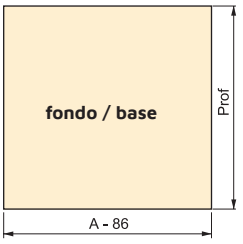

INFORMAZIONI CASSETTO VANTAGE-Q / VANTAGE-Q DRAWER INFORMATION

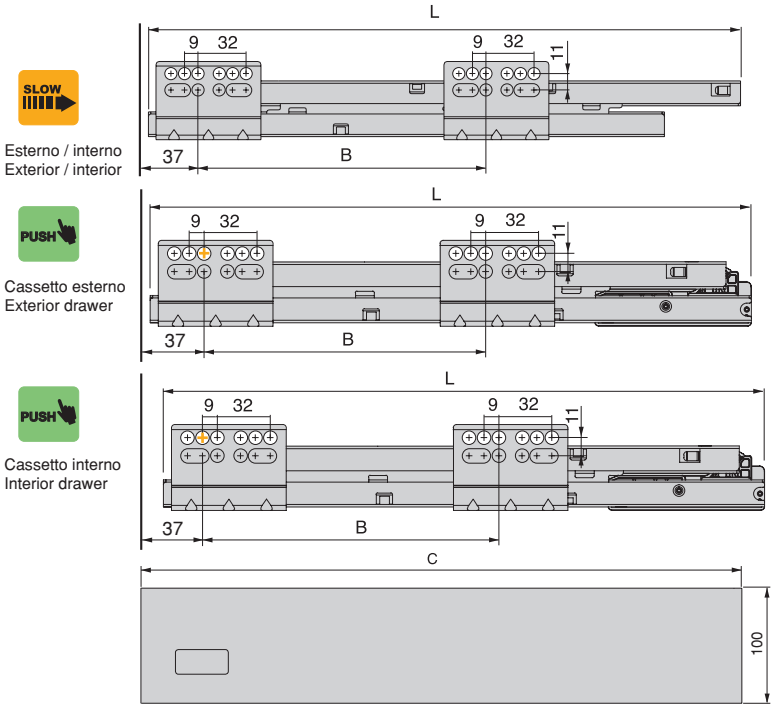

Prof.	L SLOW	L PUSH	B	C	35kg SLOW	50kg	40kg PUSH
270	265	-	96	267	✔	-	-
300	295	332	128	297	✔	-	✔
350	345	382	128	347	✔	✔	✔
400	395	432	192	397	✔	-	✔
450	445	482	224	447	✔	✔	✔
500	495	532	224	497	✔	✔	✔

100

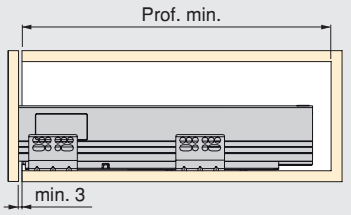

Prof. min.	Prof. + 3 SLOW	Prof. + * PUSH

* 38 Cassetto esterno / Exterior drawer
44 Cassetto interno / Interior drawer

** min.72 Cassetto esterno / Exterior drawer
min.112 Cassetto interno / Interior drawer

Cassetto / Drawer 100 mm

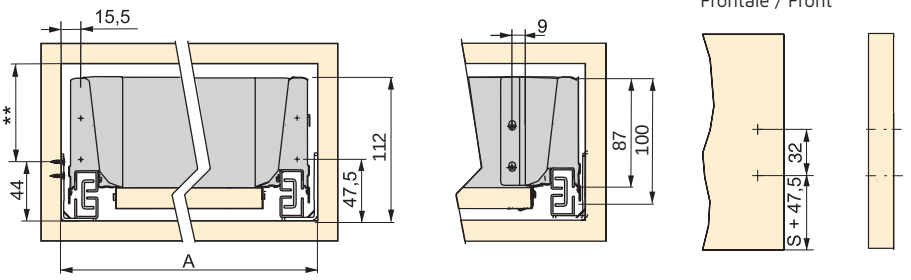

Cassetto / Drawer 204 mm

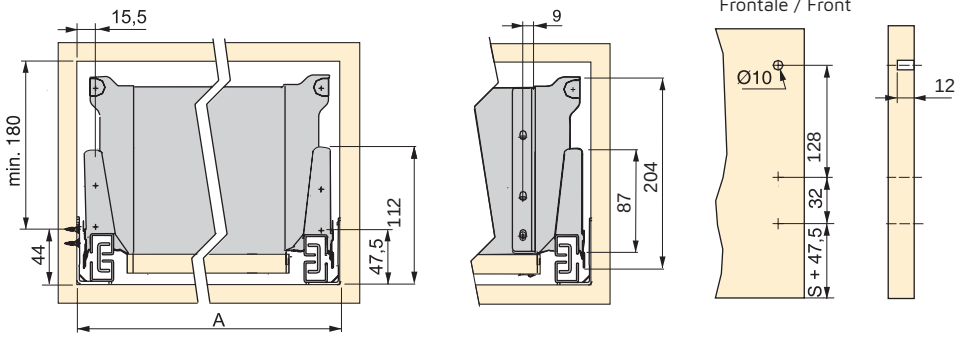

Cassetto / Drawer 204 mm

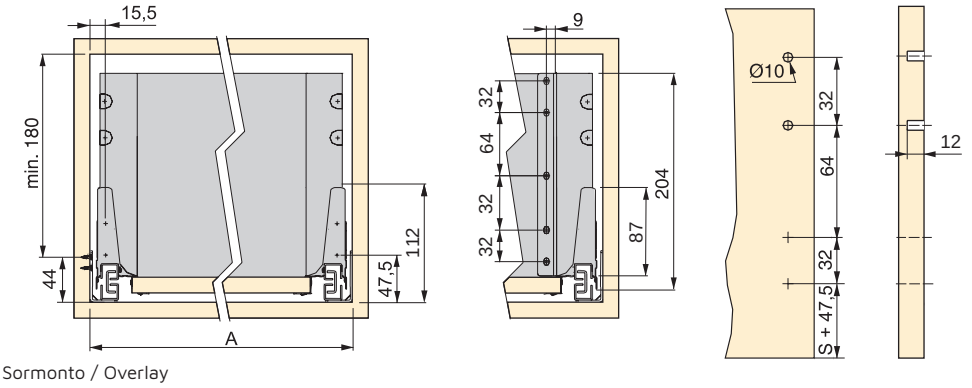

S= Sormonto / Overlay

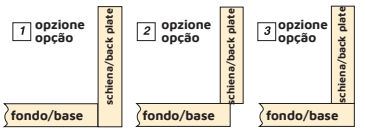

Altezza schiena / Drawer panel height

			OPZIONE / OPTION 1	OPZIONE / OPTION 2 - 3
cassetto / drawer	100	Ht	102,5	86,5
	204		199	183

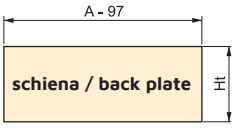

Lunghezza fondo / Bottom length

OPZIONE / OPTION 1	2(*)	3
Prof - 24	Prof - 20	Prof - 4

(*) Opzione per montaggio di schiena metallica.
Option to assembly metal back panel.

Spessore panello / Board thickness:16 mm

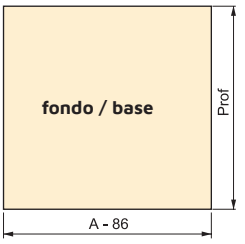

INFORMAZIONI CASSETTO VANTAGE-Q / VANTAGE-Q DRAWER INFORMATION

COMPOSIZIONE ASTINE QUADRATE / COMPOSITIONS SQUARE RAILING

83



1

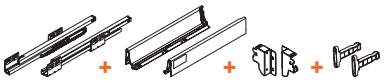

Prof.	SLOW Max 35 kg	PUSH Max 40 kg
270	30151 - 25	-
300	30152 - 25	32501 - 25
350	30153 12 25	32502 12 25
400	30154 - 25	32503 - 25
450	30155 12 25	32504 12 25
500	30156 12 25	32505 12 25
550	30163 12 25	-

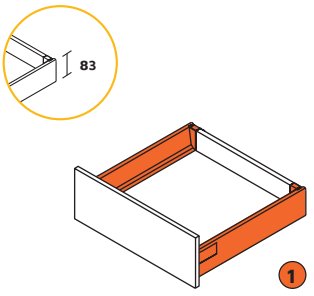

2



Prof.	SLOW Max 35 kg	PUSH Max 40 kg	141 mm	x1
270	30151 - 25	-	30066 12 25	30134 12 25
300	30152 - 25	32501 - 25		30135 12 25
350	30153 12 25	32502 12 25		30136 12 25
400	30154 - 25	32503 - 25		30137 12 25
450	30155 12 25	32504 12 25		30138 12 25
500	30156 12 25	32505 12 25		30067 12 25
550	30163 12 25	-		30164 12 25

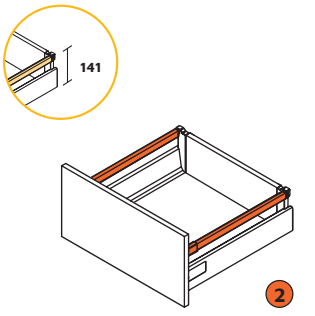

3



Prof.	SLOW Max 35 kg	PUSH Max 40 kg	H = 204 mm	x2
270	30151 - 25	-	30003 12 25	30134 12 25
300	30152 - 25	32501 - 25		30135 12 25
350	30153 12 25	32502 12 25		30136 12 25
400	30154 - 25	32503 - 25		30137 12 25
450	30155 12 25	32504 12 25		30138 12 25
500	30156 12 25	32505 12 25		30067 12 25
550	30163 12 25	-		30164 12 25

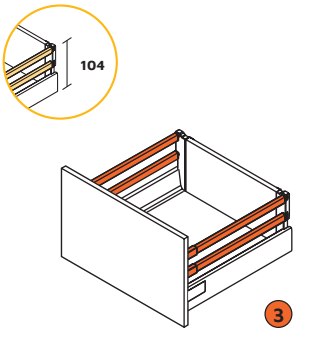



INFORMAZIONI CASSETTO VANTAGE-Q / VANTAGE-Q DRAWER INFORMATION

COMPOSIZIONE ASTINE QUADRATE / COMPOSITIONS SQUARE RAILING



83

1

Prof.	SLOW Max 35 kg	PUSH Max 40 kg	H = 83 m	H = 83 m	
270	30151 - 25	-	30038 12 25	41901 15 21	41904 12 25
300	30152 - 25	32501 - 25			
350	30153 12 25	32502 12 25			
400	30154 - 25	32503 - 25			
450	30155 12 25	32504 12 25			
500	30156 12 25	32505 12 25			
550	30163 12 25	-			

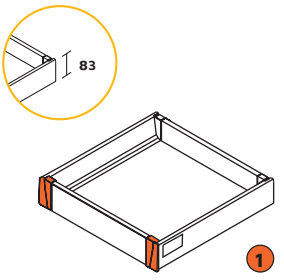

2

Prof.	SLOW Max 35 kg	PUSH Max 40 kg	H = 141 mm	H = 141 mm		x1
270	30151 - 25	-	30066 12 25	30147 15 21	41904 12 25	30134 12 25
300	30152 - 25	32501 - 25				30135 12 25
350	30153 12 25	32502 12 25				30136 12 25
400	30154 - 25	32503 - 25				30137 12 25
450	30155 12 25	32504 12 25				30138 12 25
500	30156 12 25	32505 12 25				30067 12 25
550	30163 12 25	-				30164 12 25

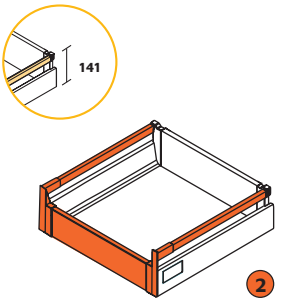

3

Prof.	SLOW Max 35 kg	PUSH Max 40 kg	H = 204 mm	H = 204 mm		x1	
270	30151 - 25	-	30003 12 25	30148 15 21	41904 12 25	30134 12 25	30149 12 25
300	30152 - 25	32501 - 25				30135 12 25	
350	30153 12 25	32502 12 25				30136 12 25	
400	30154 - 25	32503 - 25				30137 12 25	
450	30155 12 25	32504 12 25				30138 12 25	
500	30156 12 25	32505 12 25				30067 12 25	
550	30163 12 25	-				30164 12 25	

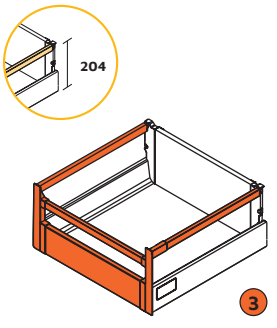



INFORMAZIONI CASSETTO VANTAGE-Q / VANTAGE-Q DRAWER INFORMATION

COMPOSIZIONE ASTINE TONDE / COMPOSITIONS ROUND RAILING



83

1



Prof.	SLOW Max. 35 kg	PUSH Max. 40 kg	H = 141 mm	x1
270	30151 - 25	-	30066 12 25	30157 - 25
300	30152 - 25	32501 - 25		30158 - 25
350	30153 12 25	32502 12 25		30159 12 25
400	30154 - 25	32503 - 25		30160 12 25
450	30155 12 25	32504 12 25		30161 12 25
500	30156 12 25	32505 12 25		30162 12 25

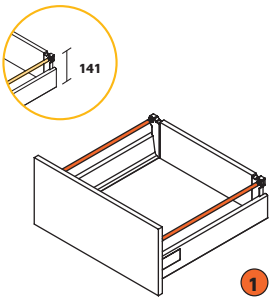

2



Prof.	SLOW Max. 35 kg	PUSH Max. 40 kg	H = 141 mm	x1	
450	30155 12 25	32504 12 25	30066 12 25	30161 12 25	41916 25
500	30156 12 25	32505 12 25		30162 12 25	41917 25

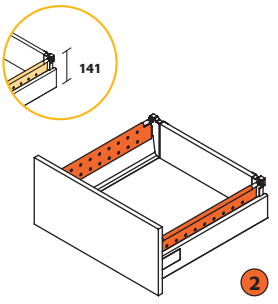

3



Prof.	SLOW Max. 35 kg	PUSH Max. 40 kg	H = 204 mm	x2
270	30151 - 25	-	30003 12 25	30157 - 25
300	30152 - 25	32501 - 25		30158 - 25
350	30153 12 25	32502 12 25		30159 12 25
400	30154 - 25	32503 - 25		30160 12 25
450	30155 12 25	32504 12 25		30161 12 25
500	30156 12 25	32505 12 25		30162 12 25

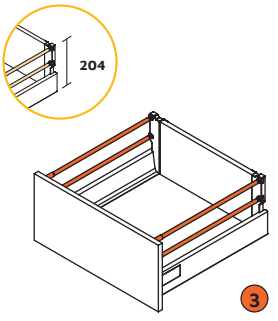

4



Prof.	SLOW Max. 35 kg	PUSH Max. 40 kg	H = 204 mm	x2	
350	30153 12 25	32502 12 25	30003 12 25	30159 12 25	41935 25
400	30154 - 25	32503 - 25		30160 12 25	41936 25
450	30155 12 25	32504 12 25		30161 12 25	41937 25
500	30156 12 25	32505 12 25		30162 12 25	41938 25

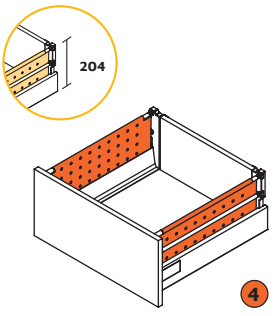

INFORMAZIONI CASSETTO VANTAGE-Q / VANTAGE-Q DRAWER INFORMATION

COMPOSIZIONE ASTINE TONDE / COMPOSITIONS ROUND RAILING



83

1

Prof.	SLOW Max. 35 kg	PUSH Max. 40 kg	H = 141 mm	H = 141 mm		x1
270	30151 - 25	-	30066 25	41902 21	41904 25	30157 25
300	30152 - 25	32501 - 25				30158 25
350	30153 12 25	32502 12 25				30159 25
400	30154 - 25	32503 - 25				30160 25
450	30155 12 25	32504 12 25				30161 25
500	30156 12 25	32505 12 25				30162 25

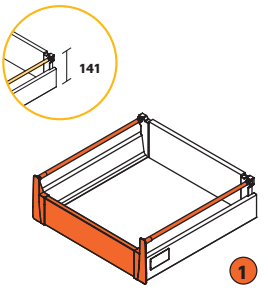

2

Prof.	SLOW Max. 35 kg	PUSH Max. 40 kg	H = 141 mm	H = 141 mm		x1	
450	30155 12 25	32504 12 25	30066 25	41902 21	41904 25	30161 25	41916 25
500	30156 12 25	32505 12 25				30162 25	41917 25

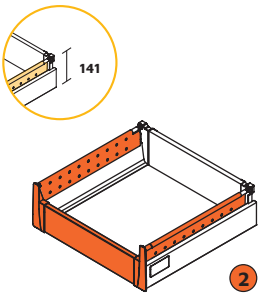

3

Prof.	SLOW Max. 35 kg	PUSH Max. 40 kg	H = 204 mm	H = 204 mm			x2
270	30151 - 25	-	30003 25	41903 21	41904 25	41905 25	30157 25
300	30152 - 25	32501 - 25					30158 25
350	30153 12 25	32502 12 25					30159 25
400	30154 - 25	32503 - 25					30160 25
450	30155 12 25	32504 12 25					30161 25
500	30156 12 25	32505 12 25					30162 25

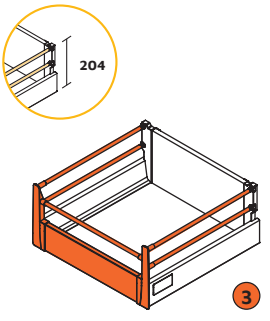

4

Prof.	SLOW Max. 35 kg	PUSH Max. 40 kg	H = 204 mm	H = 204 mm			x2	
350	30153 12 25	32502 12 25	30003 25	41903 21	41904 25	41905 25	30159 25	41935 25
400	30154 - 25	32503 - 25					30160 25	41936 25
450	30155 12 25	32504 12 25					30161 25	41937 25
500	30156 12 25	32505 12 25					30162 25	41938 25

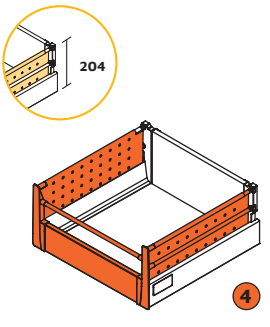

CASSETTO VANTAGE-Q
VANTAGE-Q DRAWER

Cassetto esterno Vantage-Q 83 mm con chiusura soft
Exterior drawer Vantage-Q 83 mm with soft close

KIT



Prof. Depth	Cod.			
270	**30151**	-	**25**	1
300	**30152**	-	**25**	1
350	**30153**	**12**	**25**	1
400	**30154**	-	**25**	1
450	**30155**	**12**	**25**	1
500	**30156**	**12**	**25**	1
550	**30163**	**12**	**25**	1

Acciaio / Steel

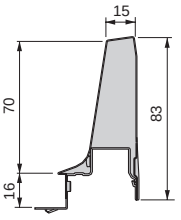

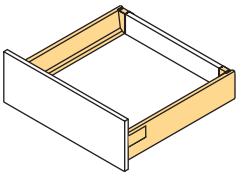

SLOW | Max. 35 kg | 83

- Il codice include tutti gli elementi per il montaggio di un cassetto esterno e altezza 83 mm, ad eccezione del frontale, la schiena ed il fondo.
- Include i codici: guide, fianco, coppia di agganci frontali per cassetto esterno e kit agganci posteriori.

- The code includes all the elements for the assembly of an exterior drawer and height 83 mm except the front, back and bottom.
- Includes the codes: slides, metal sides, kit of front clip for external drawer and set of back fitings for drawer.

Cassetto esterno Vantage-Q 83 mm con push
Exterior drawer Vantage-Q 83 mm push to open

KIT



Prof. Depth	Cod.			
300	**32501**	-	**25**	1
350	**32502**	**12**	**25**	1
400	**32503**	-	**25**	1
450	**32504**	**12**	**25**	1
500	**32505**	**12**	**25**	1

Acciaio / Steel

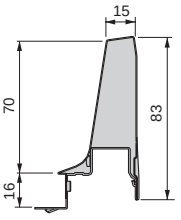

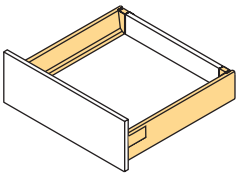

PUSH | Max. 40 kg | 83

- Il codice include tutti gli elementi per il montaggio di un cassetto esterno e altezza 83 mm, ad eccezione del frontale, la schiena ed il fondo.
- Include i codici: guide, fianco, coppia di agganci frontali per cassetto esterno e kit agganci posteriori.

- The code includes all the elements for the assembly of an exterior drawer and height 83 mm except the front, back and bottom.
- Includes the codes: slides, metal sides, kit of front clip for external drawer and set of back fitings for drawer.

www.emuca.com

12 Verniciato bianco White painted
25 Verniciato alluminio Silver painted

COMPONENTI VANTAGE-Q
VANTAGE-Q COMPONENTS

Coppia di fianchi Vantage-Q
Kit of Vantage-Q sides



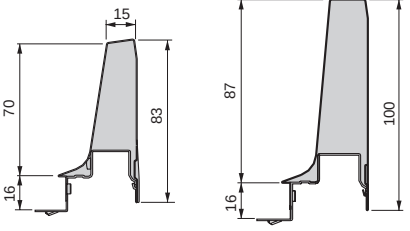

	Prof. Depth	Cod.			
83	270	**30128**	**12**	**25**	4
	300	**30129**	**12**	**25**	4
	350	**30130**	**12**	**25**	4
	400	**30131**	**12**	**25**	4
	450	**30132**	**12**	**25**	4
	500	**30133**	**12**	**25**	4
100	350	**30122**	-	**25**	4
	450	**30123**	-	**25**	4
	500	**30124**	-	**25**	4

Acciaio / Steel

Kit agganci posteriori
Set back fittings



	Astine Railing	H	Cod.			
83	0	83	**30038**	**12**	**25**	20
	1	141	**30066**	**12**	**25**	20
	2	204	**30003**	**12**	**25**	20
100	0	100	**30169**	-	**25**	20
	1	204	**30170**	-	**25**	20
	Laterali / Lateral	204	**30171**	-	**25**	20

Acciaio / Steel

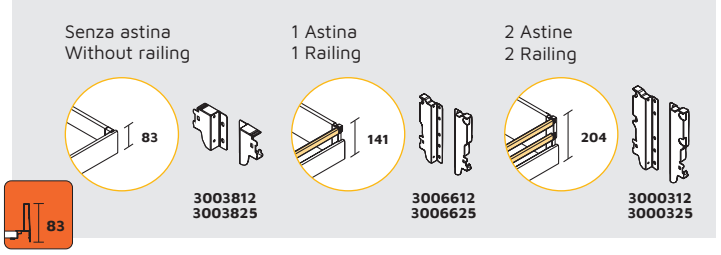

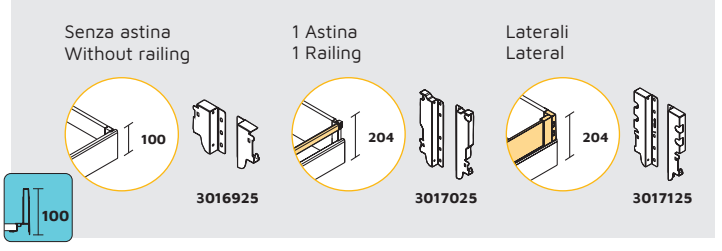

Coppia di agganci frontali per cassetto esterno
Kit of front clips for external drawer



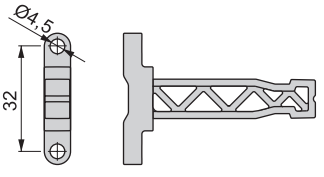

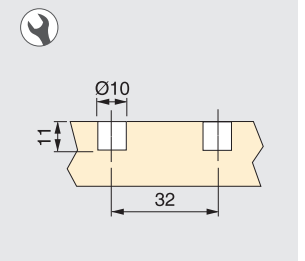

Descrizione Description	Cod.		
Per vite Screw-on	**41899**	**05**	4
A pressione Knock-in	**41900**	**05**	4

Zama / Zamak

CONFIGURATORE
CONFIGURATION
www.emuca.com

05 | Zincato bianco / Zinc plated
12 | Verniciato bianco / White painted
20 | Trasparente / non classificata / Transparent / not defined
25 | Verniciato alluminio / Silver painted

Coppia di guide Vantage-Q 35 kg con chiusura soft

Kit of Vantage-Q 35 kg slides with soft close



SLOW Max. 35 kg

Prof. Depth	Cod.		
270	**41887**	**05**	4
300	**41888**	**05**	4
350	**41889**	**05**	4
400	**41890**	**05**	4
450	**41891**	**05**	4
500	**41892**	**05**	4

Acciaio / Steel

Coppia di guide Vantage-Q 50 kg con chiusura soft

Kit of Vantage-Q 50 kg slides with soft close



SLOW Max. 50 kg

Prof. Depth	Cod.		
350	**30125**	**05**	4
450	**30126**	**05**	4
500	**30127**	**05**	4

Acciaio / Steel

Coppia di guide Vantage-Q 40 kg con push

Kit of Vantage-Q 40 kg slides push to open



PUSH Max. 40 kg

Prof. Depth	Cod.		
300	**30449**	**05**	4
350	**30450**	**05**	4
400	**30451**	**05**	4
450	**30452**	**05**	4
500	**30453**	**05**	4

Acciaio / Steel

Set sincronizzatore per guide con push

Synchronizer set for push to open slides



PUSH



Cod.		
30455	**20**	8

Alluminio e tecnoplastica
Aluminium and plastic

Lunghezza della barra stabilizzatrice = Larghezza interna del modulo - 114 mm.
Stabilizing bar length = Module internal width - 114 mm.

- Sincronizza l'apertura e la chiusura delle guide.
- Idoneo per cassetti di larghezza di modulo superiore a 600 mm.
- La barra stabilizzatrice può essere tagliata per adattarla alla larghezza del modulo (max 1.200 mm).

- Synchronizes opening and closing of drawer slides.
- Ideal for drawers with a module width exceeding 600 mm.
- Stabilizing bar can be cut to fit module width (maximum 1.200 mm).

COMPOSIZIONE ASTINE QUADRATE
COMPOSITIONS SQUARE RAILING



Coppia di astine laterali per cassetto
Kit of drawer lateral railing



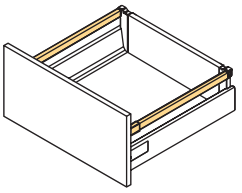

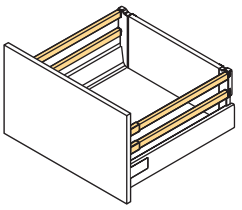

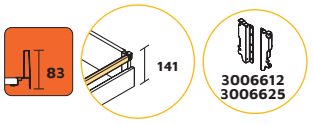

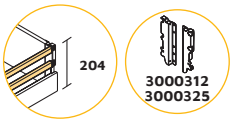

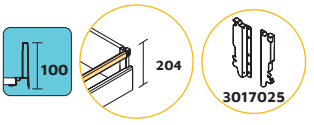

Prof. Depth	Cod.			
270	**30134**	**12**	**25**	20
300	**30135**	**12**	**25**	20
350	**30136**	**12**	**25**	20
400	**30137**	**12**	**25**	20
450	**30138**	**12**	**25**	20
500	**30067**	**12**	**25**	20
550	**30164**	**12**	**25**	20

Acciaio e tecnoplastica / Steel and plastic

Aggancio frontale per astina con montaggio a vite
Screw-on front fixing for railing



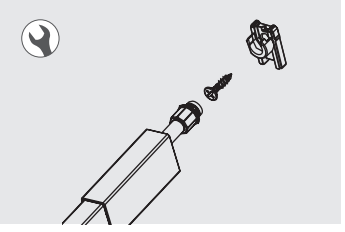

Cod.		
30150	**21**	40

Tecnoplastica / Plastic

- Per frontalini in legno si raccomanda utilizzare viti Ø3,5 mm.
- For timber fronts we recommend Ø3,5 mm screws.

Kit agganci posteriori
Set of back fittings



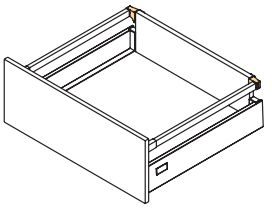

Cod.			
30286	**15**	**21**	20

Tecnoplastica / Plastic

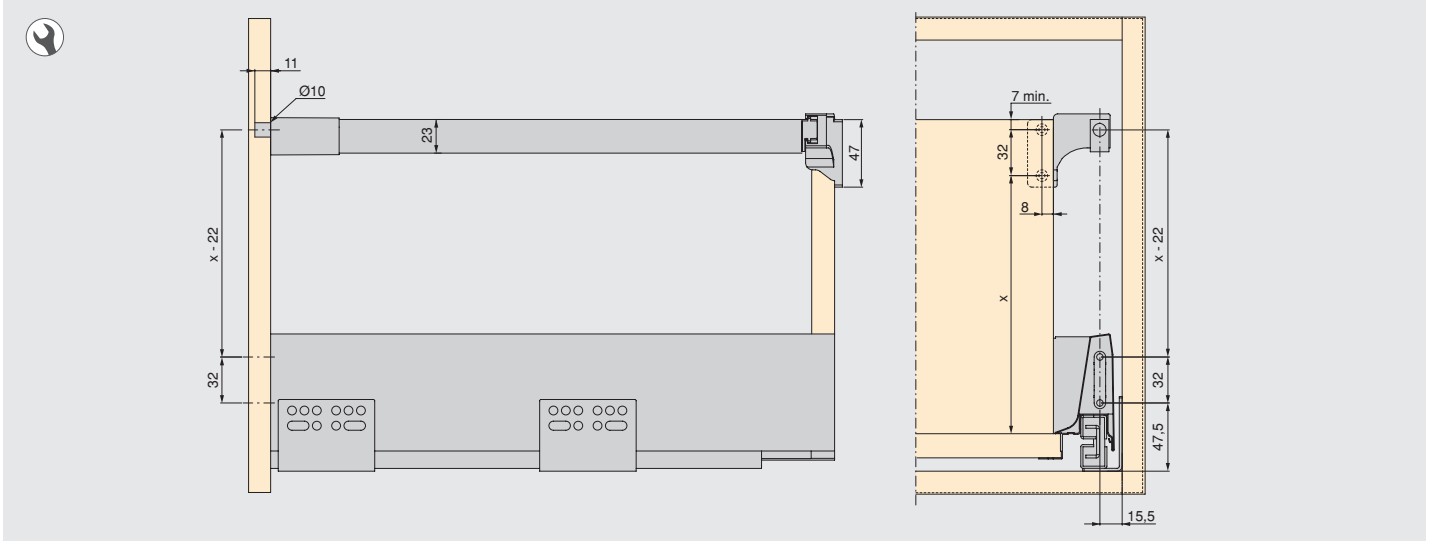

05 | Zincato bianco / Zinc plated
12 | Verniciato bianco / White painted
15 | Plastica bianca / White plastic
21 | Plastica grigia / Grey plastic
25 | Verniciato alluminio / Silver painted



Supplementi metallo
Metal supplements



100

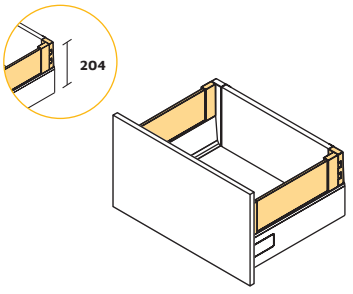

Prof. Depth	Cod.		
500	**30173**	**25**	4

Acciaio, alluminio e tecnoplastica
Steel, aluminium and plastic



Supplementi vetro
Glass supplements



100

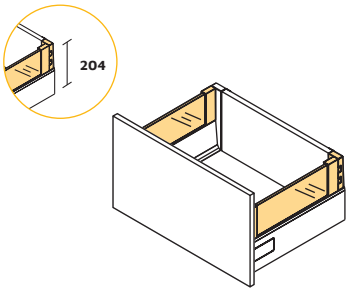

Prof. Depth	Cod.		
500	**30175**	**21**	1

Vetro e tecnoplastica
Glass and plastic



- Spessore vetro 8 mm.
- Glass thickness 8 mm.

Coppia di agganci frontali 83 mm
Set of frontal fittings 83 mm



83

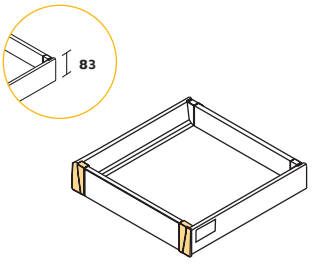

Cod.			
41901	**15**	**21**	4

Tecnoplastica / Plastic



Coppia di agganci frontali 141 mm
Set of frontal fittings 141 mm



83

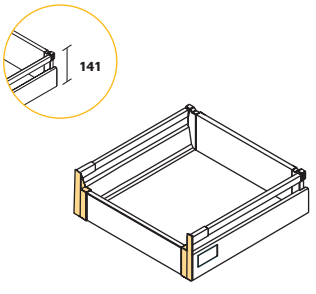

Cod.			
30147	**15**	**21**	4

Tecnoplastica / Plastic





Coppia di agganci frontali 204 mm

Set of frontal fittings 204 mm



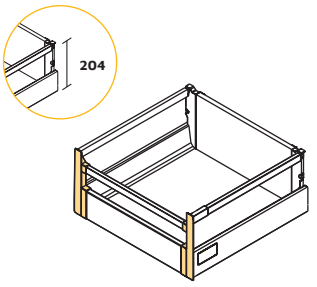

Cod.			
30148	**15**	**21**	4

Tecnoplastica / Plastic

3000312
3000325

83

Coppia di agganci frontali 204 mm con supplementi

Set of frontal fittings 204 mm with supplements



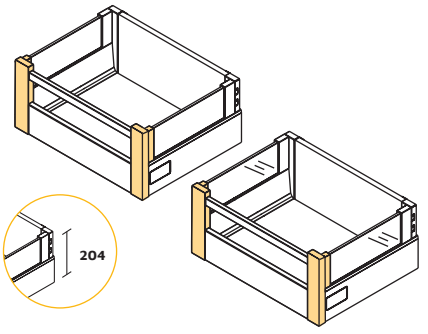

Cod.			
30176	**21**	4

Tecnoplastica / Plastic

3017125

100

Astina frontale per cassetto interno

Frontal railing for inner drawer



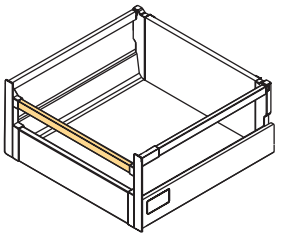

L	Cod.			
1,13 m	**30149**	**12**	**25**	10

Acciaio / Steel



A= Interno modulo
A= Module inner size

Profilo frontale per cassetto interno

Frontal profile for inner drawer



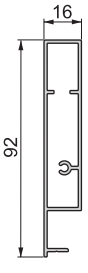

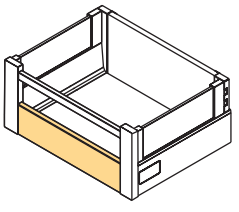

L	Cod.			
1,1 m	**41904**	**12**	**25**	10

Alluminio / Aluminium



A= Interno modulo
A= Module inner size

12 | Verniciato bianco / White painted
15 | Plastica bianca / White plastic
21 | Plastica grigia / Grey plastic
25 | Verniciato alluminio / Silver painted



Aggancio per astina divisoria

Fixture for dividing bar



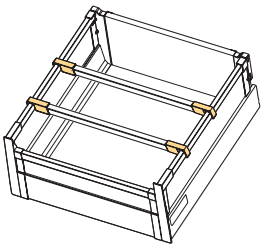

Cod.		
30143	**21**	16

Tecnoplastica / Plastic



A= Interno modulo
A= Module inner size

Aggancio profilo divisorio per astina

Rail fixing for divider profile



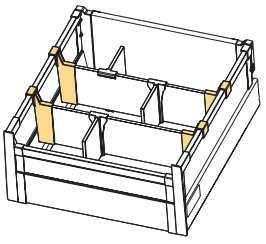

Cod.		
30139	**21**	16

Tecnoplastica / Plastic

Profilo divisorio

Divider profile



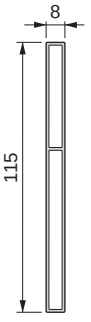

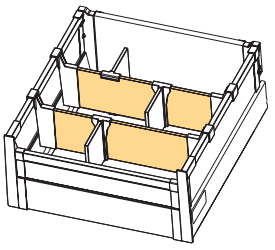

L	Cod.		
1,1 m	**30141**	**25**	10

Alluminio / Aluminium



A= Interno modulo
A= Module inner size

Accessorio per profilo divisorio

Accessory for divider profile



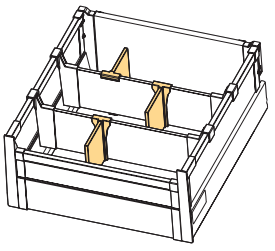

Cod.		
30142	**21**	16

Tecnoplastica / Plastic



Optima 8

COMPOSIZIONE ASTINE TONDE
COMPOSITIONS ROUND RAILING



Coppia di astine laterali per cassetto
Kit of drawer lateral railing



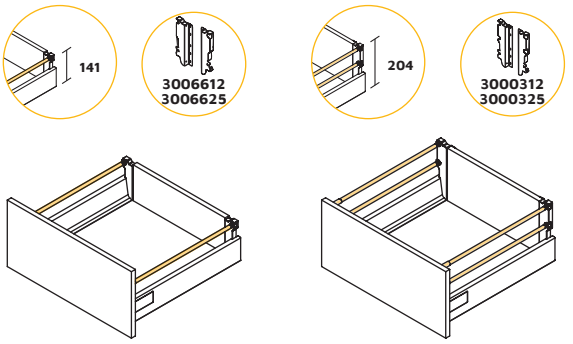

83

Prof. Depth	Cod.			
270	**30157**	-	**25**	20
300	**30158**	-	**25**	20
350	**30159**	**12**	**25**	20
400	**30160**	**12**	**25**	20
450	**30161**	**12**	**25**	20
500	**30162**	**12**	**25**	20

Alluminio e tecnoplastica
Aluminium and plastic

Aggancio frontale per astina con montaggio a vite
Screw-on front fixing for railing



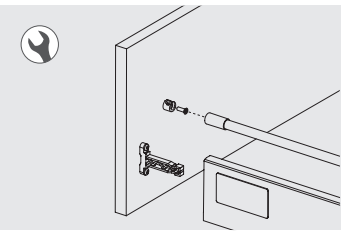

Cod.		
40054	**21**	40

Tecnoplastica / Plastic

- Per frontalini di legno si raccomanda utilizzare viti Ø3,5 mm.
- For timber fronts we recommend Ø3,5 mm screws.

Kit agganci posteriori
Set of back fittings



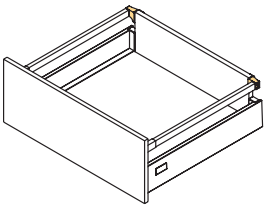

Cod.			
30286	**15**	**21**	20

Tecnoplastica / Plastic

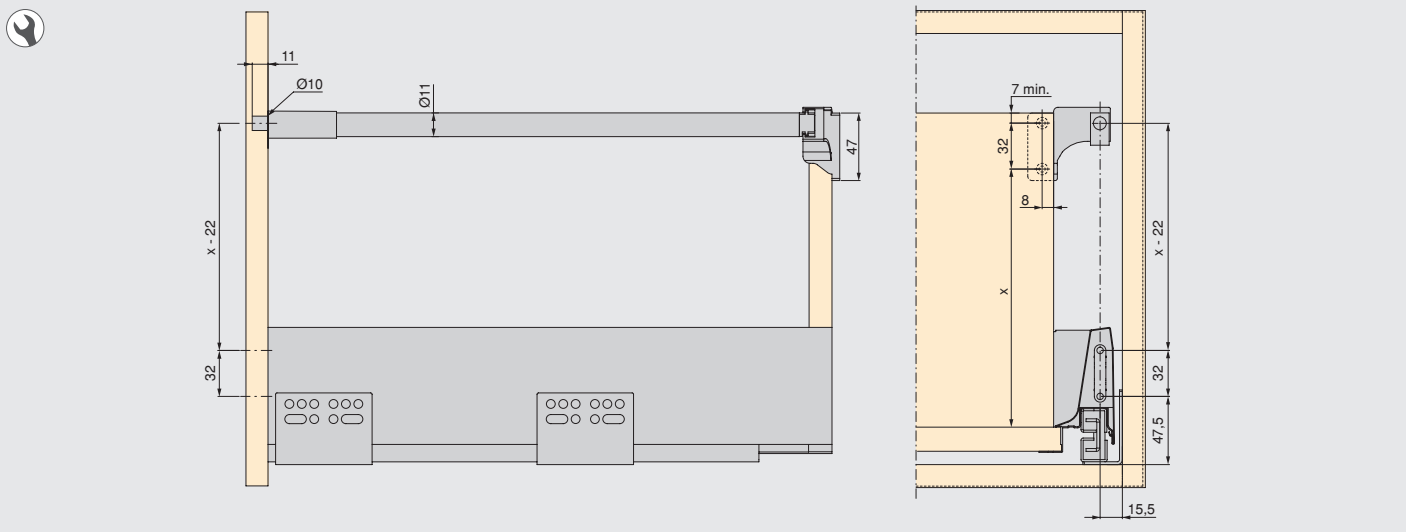

12 | Verniciato bianco / White painted
15 | Plastica bianca / White plastic
21 | Plastica grigia / Grey plastic
25 | Verniciato alluminio / Silver painted



Supplementi laterali 141 mm

Lateral supplement 141 mm



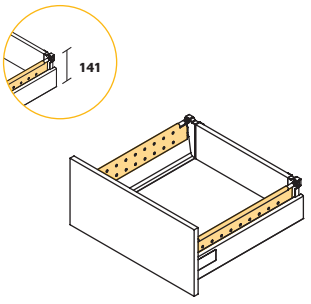

Prof. Depth	Cod.		
450	**41916**	**25**	4
500	**41917**	**25**	4

Acciaio / Steel

3006612
3006625

Supplementi laterali 204 mm

Lateral supplement 204 mm



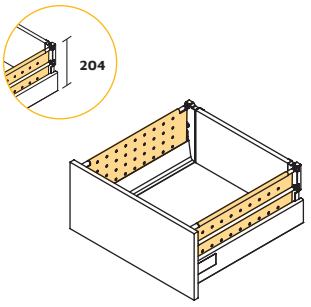

Prof. Depth	Cod.		
350	**41935**	**25**	4
400	**41936**	**25**	4
450	**41937**	**25**	4
500	**41938**	**25**	4

Acciaio / Steel

3000312
3000325

Coppia di agganci frontali 141 mm

Set of frontal fittings 141 mm



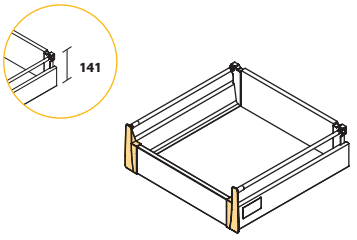

Cod.		
41902	**21**	4

Tecnoplastica / Plastic

3006612
3006625

Coppia di agganci frontali 204 mm

Set of frontal fittings 204 mm



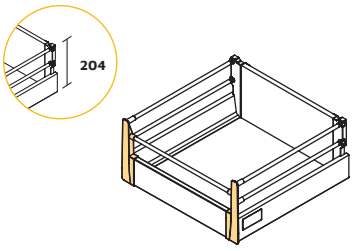

Cod.		
41903	**21**	4

Tecnoplastica / Plastic

3000312
3000325

Astina frontale Ø11 mm per cassetto interno

Frontal Ø11 mm railing for inner drawer

L	Cod.		
1,13 m	**41905**	**25**	10

Alluminio / Aluminium



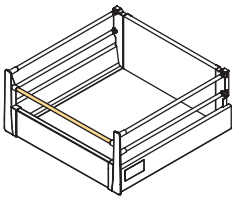

A - 68

A= Interno modulo
A= Module inner size

Profilo frontale per cassetto interno

Frontal profile for inner drawer

L	Cod.			
1,1 m	**41904**	**12**	**25**	10

Alluminio / Aluminium



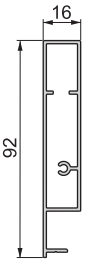

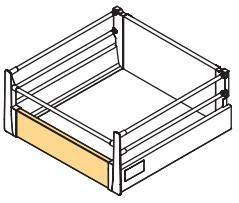

A - 98

A= Interno modulo
A= Module inner size

83







12 Verniciato bianco / White painted
15 Plastica bianca / White plastic
21 Plastica grigia / Grey plastic
25 Verniciato alluminio / Silver painted

ACCESSORI VANTAGE-Q
VANTAGE-Q ACCESSORIES

Set stabilizzatore per guide con chiusura soft
Stabilizer set for slides with soft close



Prof. Depth	Cod.		
500	**41990**	**21**	8

Acciaio, alluminio e tecnoplastica
Steel, aluminium and plastic

Lunghezza della barra stabilizzatrice = Larghezza interna del modulo - 9 mm.
Stabilizing bar length = Module internal width - 9 mm.

- Sincronizza l'apertura e la chiusura delle guide con chiusura soft.
- Stabilizza e evita oscillazioni del cassetto.
- Idoneo per cassetti di larghezza di modulo compreso tra i 900 e i 1.200 mm.
- La barra stabilizzatrice può essere tagliata per adattarla alla larghezza del modulo (max. 1200 mm).

- Synchronizes opening and closing of drawer slides.
- Stabilizes action to avoid sideways movement of drawers.
- Ideal for drawers from 900 to 1200 mm wide.
- Stabilizing bar can be cut to fit module width (maximum 1.200 mm).

Distanziale laterale
Lateral spacers



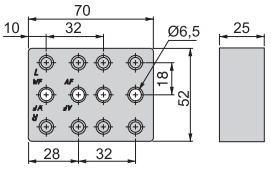

Cod.			
41941	**15**	**21**	8

Tecnoplastica / Plastic

Per il montaggio della guida si raccomanda l'utilizzo di viti Euro.

For the assembly, we recommend to use Euro screws.

- Permette di montaggio con porte incernierate.
- Allows assembly with hinged doors.

Sagoma di foratura dell'aggancio sul frontalino
Template to fix the clip of the drawer front



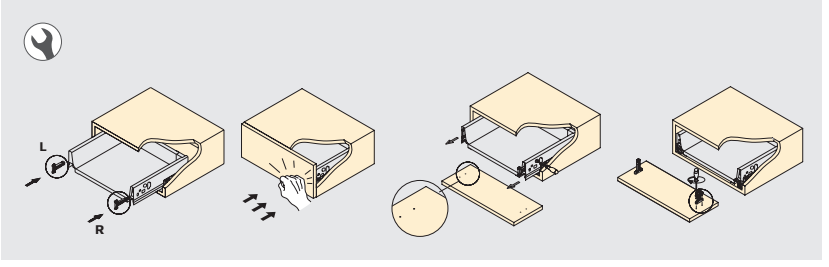

Cod.		
41918	**21**	1

Acciaio e tecnoplastica
Steel and plastic

Sagoma di foratura per astina
Template to fix round railing



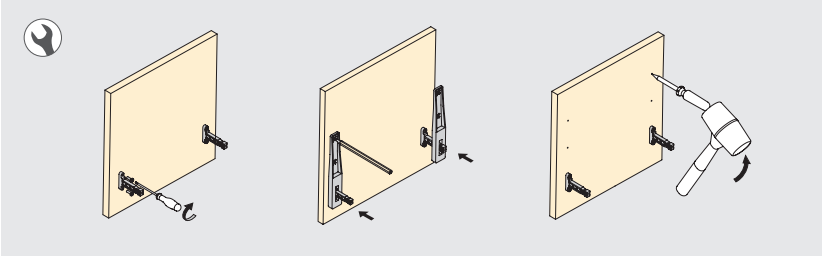

Cod.		
41919	**21**	1

Tecnoplastica / Plastic

Macchina di montaggio ARM 1.2

ARM 1.2 assembly machine

Descrizione / Description	Cod.		
Macchina / Machine	**41925**	**20**	1
Basamento / Bed plate	**41926**	**20**	1

Acciaio e alluminio / Steel and aluminium



www.emuca.com

- Macchina pneumatica da banco per l'assemblaggio di schiena, fianchi e fondo del cassetto.
- Azionamento mediante pedale pneumatico.
- Directiva CEE sulle macchine 89/392/CEE; 91/368/CEE; 93/44/CEE y 93/68/CEE: UNE EN 292-1; 292-2/A1; 614; 614-2; 894-1; 894-2; 894-3; 13857; 953; 1037; 1050 y 983.
- Larghezza cassetto: massima 1.200 mm / minima 300 mm.
- Lunghezza della spondina: 270 a 500 mm.
- Altezza della schiena: 84-135-199 mm.
- Peso della macchina: 58 kg.
- Pressione di esercizio: 6,12 bar (6 kg/cm^2)
- Dimensioni. Altezza: 1.512 mm/Larghezza: 1.430 mm/Profondità: 494 mm.

- Pneumatic benchtop machine of for the assembly of back, sides and bottom of the drawer.
- Operation by means of pneumatic pedal.
- Anti-entrapment safety mechanism provides complete operator protection and meets standards; CEE standard on machinery 89/392/CEE; 91/368/CEE; 93/44/CEE y 93/68/CEE: UNE EN 292-1; 292-2/A1; 614; 614-2; 894-1; 894-2; 894-3; 13857; 953; 1037; 1050 y 983.
- Length of metal sides: 270 to 500 mm.
- Height of back: 84-135-199 mm.
- Weight of machine: 58 kg.
- Pressure of work: 6,12 bar (6 kg/cm^2)
- Dimensions. Height: 1.172 mm Width: 1.510 mm/Depth: 494 mm.





Macchina di montaggio ARM 3

ARM 3 assembly machine

Descrizione / Description	Cod.		
Macchina / Machine	**41985**	**20**	1
Basamento / Bed plate	**41984**	**20**	1

Acciaio e alluminio / Steel and aluminium



www.emuca.com

- Macchina per il montaggio in serie dei cassetti Vantage-Q.
- Macchina semplice da usare, con regolazione facile, per cassetti di differenti misure.
- Blocco automatico del cassetto sulla macchina, montaggio senza necessitá di altri attrezzi.
- Misure cassetti, da 270 a 1.200 mm di larghezza.
- Profonditá fianchi da 270 - 300 – 350 – 400 – 450 - 500 mm.
- Altezze schiene 83 - 141 - 204 mm.
- Utilizzabile per schiene in legno, alluminio, acciaio.
- Peso della macchina circa 120 kg (senza pallet).
- Pressione esercitata 7-8 kg/cm^2.
- Certificata CE.
- Conforme alla direttiva macchine 2006/42/ce (doue l-1527.09-06-2006).
- Basamento opzionale.
- Tempo di produzione circa 20 secondi.

- Machine for assembling Vantage-Q big productions.
- Easy to work with and easy adjustment for different drawer measures.
- Pneumatic profile assembly with no need of tools.
- Drawer widths of 270 to 1.200 mm.
- Drawer depths 270 - 300 - 350 - 400 - 450 - 500 mm.
- Back-panel heights of 83 - 141 - 204 mm.
- Valid for wood, aluminium and steel backs.
- Weight of the machine 120 kg (without bed plate).
- Pneumatic system: Air 7-8 kgr/cm^2.
- CE certificated.
- According to the machinery directive 2006/42/CE (DOUE L-1527.09-06-2006).
- Optional bed plate.
- Cycle time approx. 20 seconds.







Unione frontalino-fondo Lokbox

Lokbox front-bottom union

Cod.		
30026	**21**	20

Tecnoplastica / Plastic



www.emuca.com

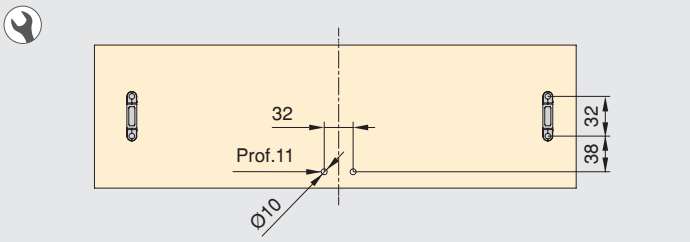



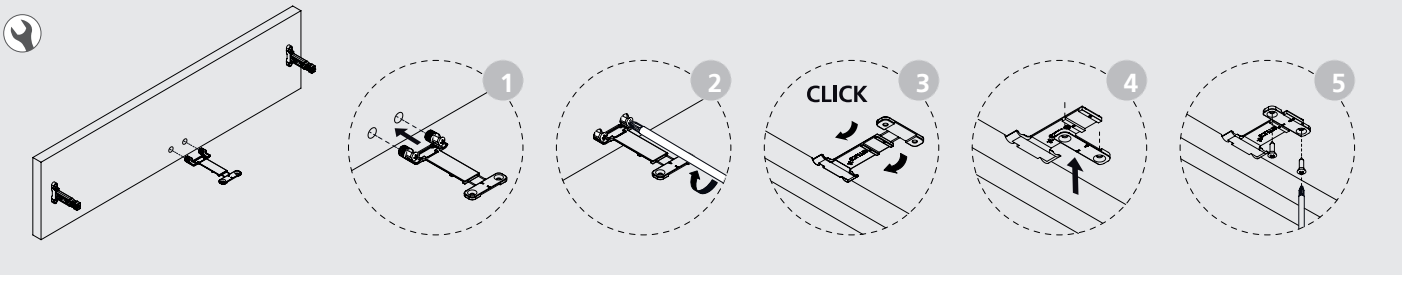

Schiena sagomata in acciaio

Steel under-sink insert

Cod.			
30120	**12**	**25**	6

Alluminio / Aluminium



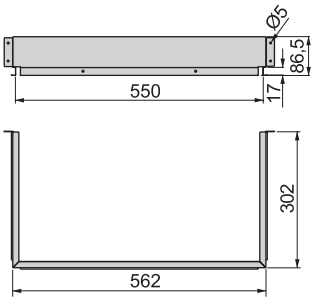

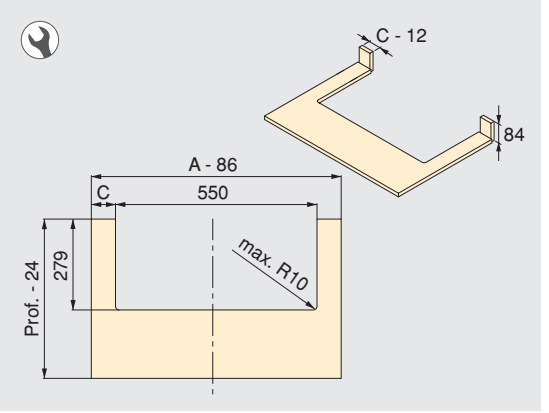

12 | Verniciato bianco / White painted
15 | Plastica bianca / White plastic
21 | Plastica grigia / Grey plastic
25 | Verniciato alluminio / Silver painted

Salva sifone rettangolare

Rectangular under-sink insert



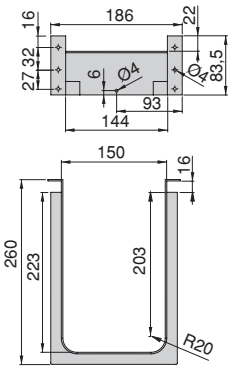

Cod.			
30118	**15**	**21**	6

Tecnoplastica / Plastic

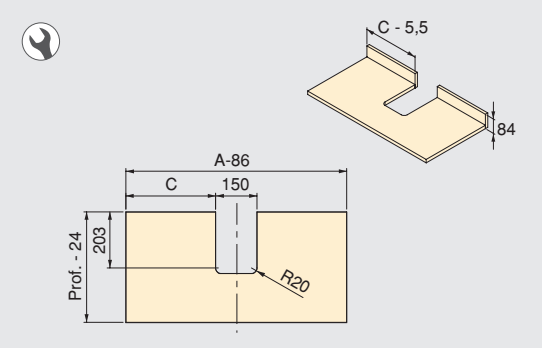

Salva sifone rettangolare con vaschetta

Rectangular under-sink insert with drawer



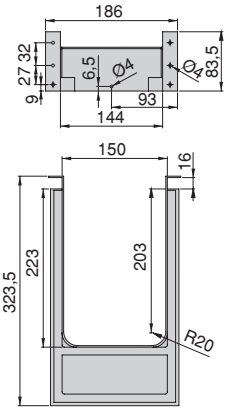

Cod.			
30114	**15**	**21**	6

Tecnoplastica / Plastic

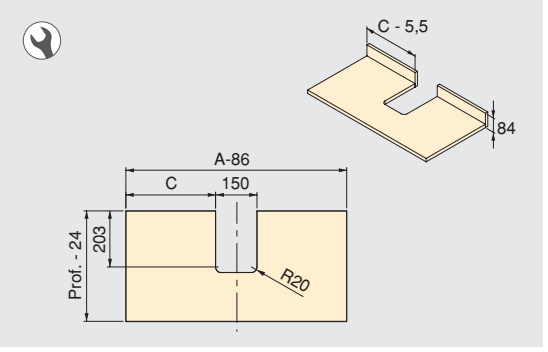

Salva sifone curvo

Curved under-sink insert



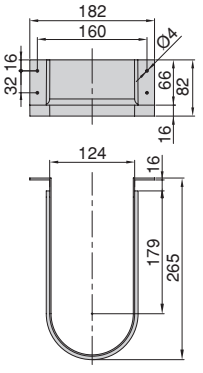

Cod.			
30121	**15**	**21**	10
30115	**15**	**21**	80

Tecnoplastica / Plastic

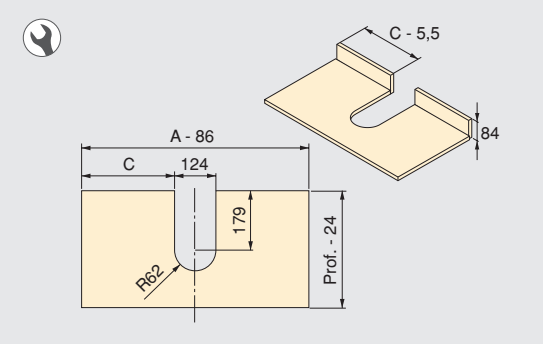

ultrabox



- Cassetto in acciaio formato da due spondine laterali e guide con chiusura a caduta.
- Il fondo non necessita di lavorazione. Assemblaggio con viti.
- Capacità di fissaggio dell'aggancio sulle spondine migliorato.
- Cassetto fornito con aggancio premontato su spondine.
- Regolazione mediante eccentrico di ±2 mm in verticale.
- Le guide con finitura verniciato bianco RAL 9001 e verniciato alluminio RAL 9022.

- Steel drawer of formed by two lateral ribs and fall-closing.
- The bottom does not need mechanization screw-mounted.
- Improved fixation capcity of the hooking on te rib.
- It is served with the hooking mounted in the rib.
- Regulation by means of cam of ±2 mm in vertical.
- The slides finished in white RAL 9001 and in aluminium RAL 9022.



CASSETTO ULTRABOX
ULTRABOX DRAWER

Cassetto esterno Ultrabox
Exterior drawer Ultrabox



Max. 25 kg

H	Prof. Depth	Cod.			
86	270	**43873**	**12**	**25**	10
86	350	**43874**	-	**25**	10
86	400	**43875**	**12**	**25**	10
86	450	**43876**	**12**	**25**	10
86	500	**43877**	**12**	**25**	10
118	270	**43937**	-	**25**	10
118	350	**43938**	**12**	**25**	10
118	400	**43878**	**12**	**25**	10
118	450	**43879**	**12**	**25**	10
118	500	**43880**	**12**	**25**	10
150	270	**43939**	-	**25**	10
150	350	**43940**	**12**	**25**	10
150	400	**43881**	**12**	**25**	10
150	450	**43882**	**12**	**25**	10
150	500	**43883**	**12**	**25**	10

Acciaio / Steel

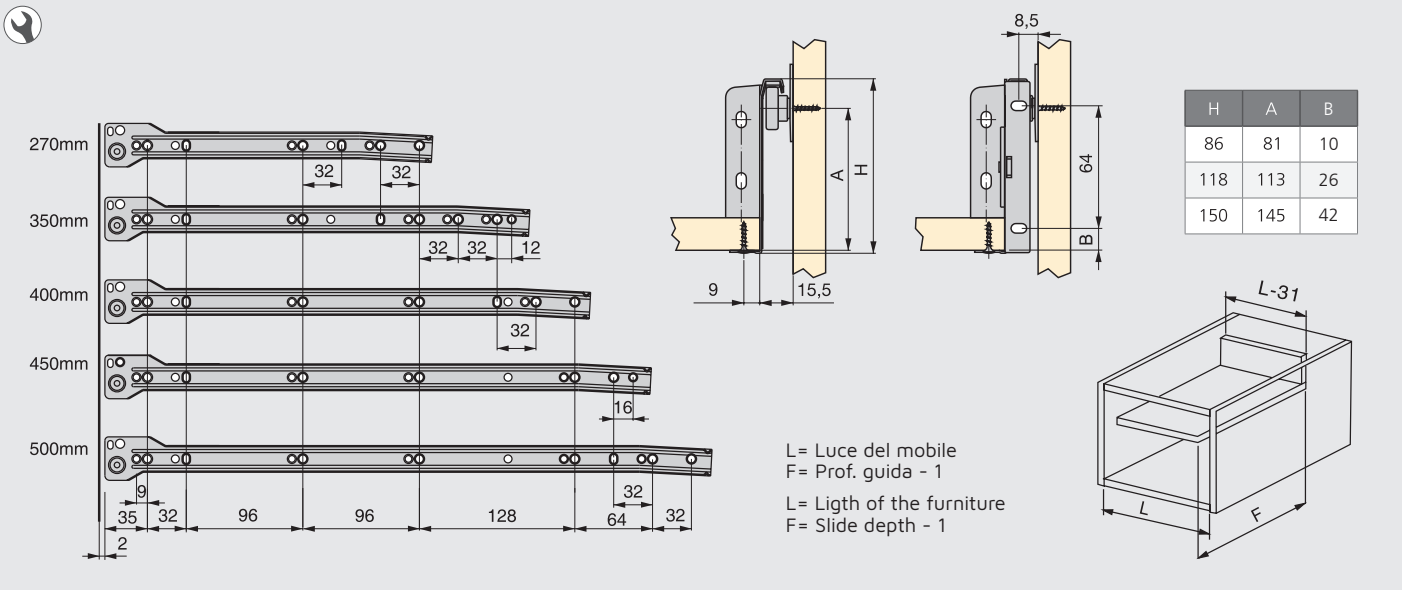

H	A	B
86	81	10
118	113	26
150	145	42



ACCESSORI ULTRABOX
ULTRABOX ACCESSORIES

Astine Ø10
Ø10 rods



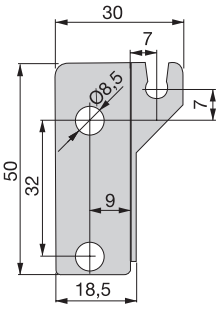

Prof. Depth	Cod.			
350	**43942**	-	**25**	10
400	**43936**	-	**25**	10
450	**43935**	-	**25**	10
500	**43934**	**12**	**25**	10

Acciaio e tecnoplastica / Steel and plastic

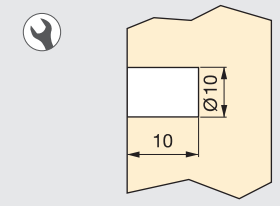

Tappo di finitura
Cover



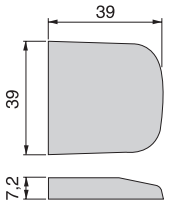

Cod.		
49617	**21**	200

Tecnoplastica / Plastic

- Possibilità di personalizzare i tappi estetici.
- You may customise the cover caps.

Unione frontalino-fondo Lokbox
Lokbox front-bottom union



Cod.		
30026	**21**	20

Tecnoplastica / Plastic

www.emuca.com

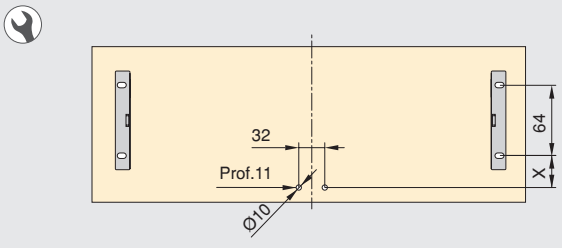

	X
Ultrabox 86	10
Ultrabox 118	26
Ultrabox 150	42



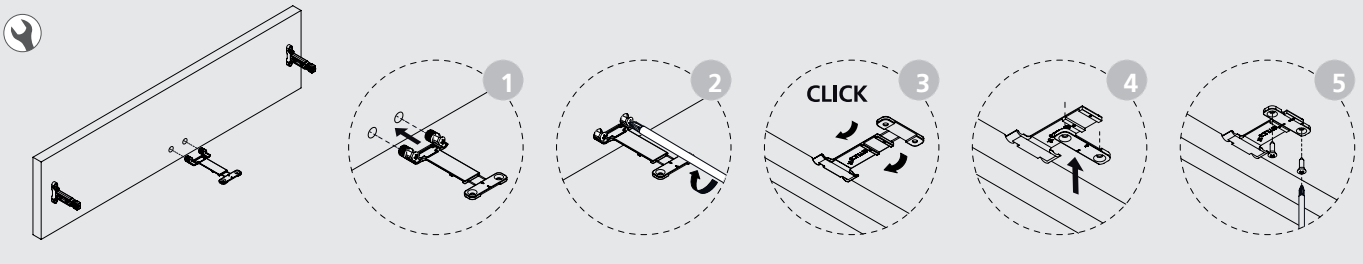

12 Verniciato bianco / White painted
15 Plastica bianca / White plastic
21 Plastica grigia / Grey plastic
25 Verniciato alluminio / Silver painted

Chiusura Soft per cassetto Ultrabox

Soft close mechanism for Ultrabox drawer



SLOW

Vite raccomandate Ø4x20 Cod. 5032405 o vite Euro Ø6x17 Cod. 5044005.

Recommended screw Ø4x20 Cod. 5032405 or Euro screw Ø6x17 Cod. 5044005.

L	Cod.		
250-300	**40055**	**21**	100
350-500	**40056**	**21**	100

Tecnoplastica / Plastic

- Si raccomanda il montaggio di 2 dispositivi per cassetto con il corrispondente attivatore.
- Si consegna per unità giacché si possono montare sia a destra che a sinistra.

- We recommend the installation of 2 mechanisms per drawer, with their corresponding activator.
- Supplied in single units as they can be used for either side.

Attivatore per chiusura Soft del cassetto Ultrabox

Activator for Ultrabox Soft close mechanism



Vite raccomandate Ø3x12 Cod. 5030606.

Recommended screw Ø3x12 Cod. 5030606.

Cod.		
40057	**15**	200

Tecnoplastica / Plastic

H	A	B
86	64	86
118	96	118
150	128	150

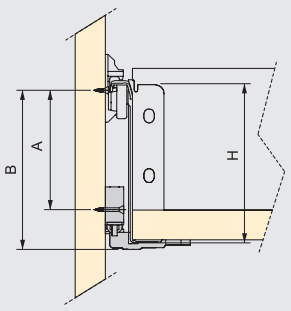

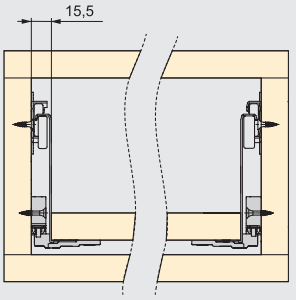

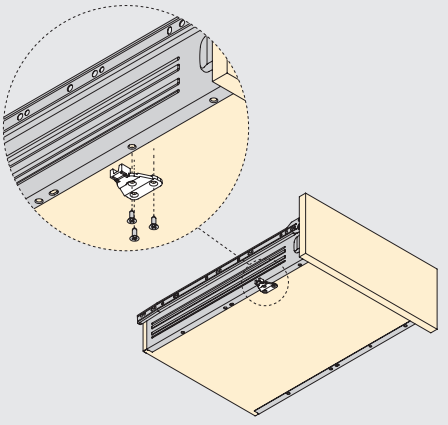

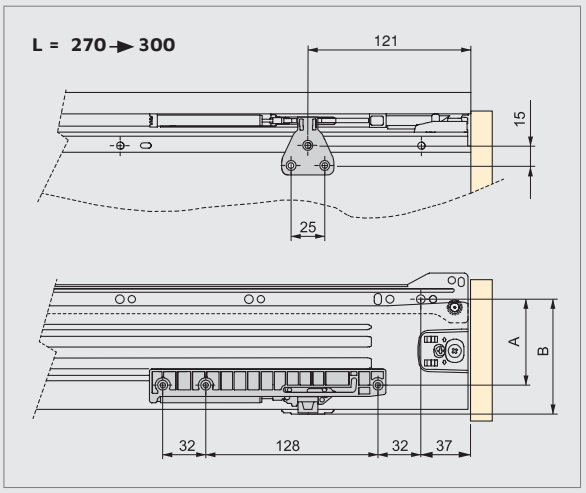

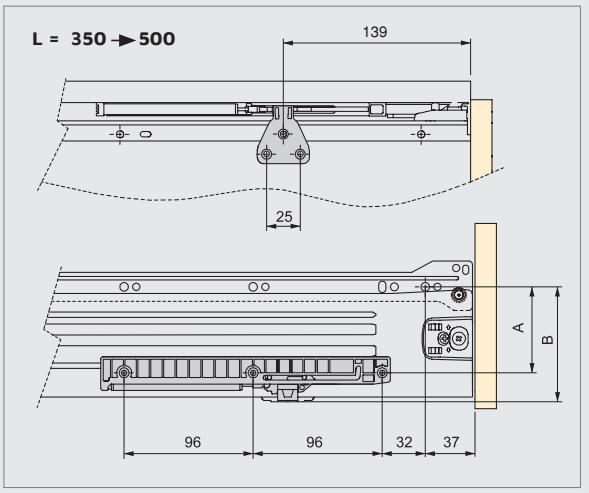

Salva sifone rettangolare

Rectangular under-sink insert

Cod.			
30118	**15**	**21**	6

Tecnoplastica / Plastic



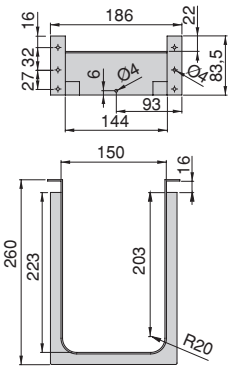

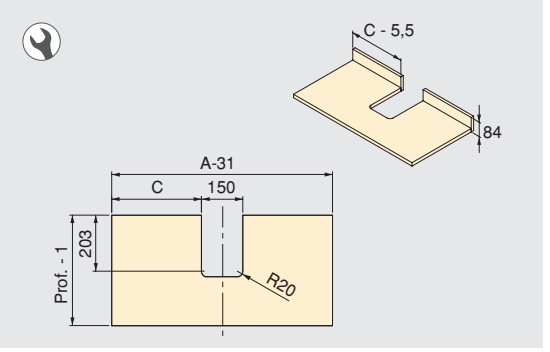

Salva sifone rettangolare con vaschetta

Rectangular under-sink insert with drawer

Cod.			
30114	**15**	**21**	6

Tecnoplastica / Plastic



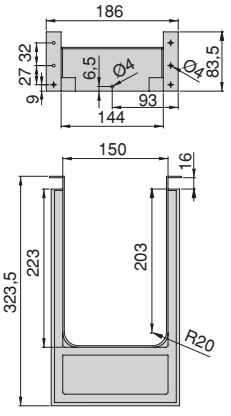

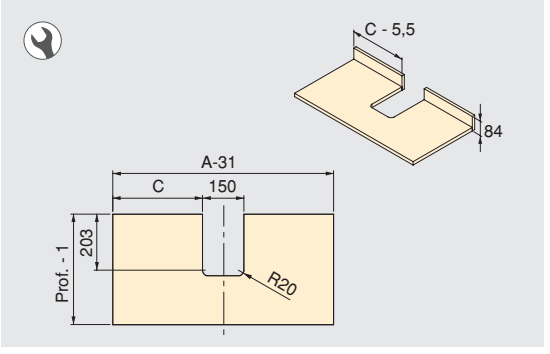

Salva sifone curvo

Curved under-sink insert

Cod.			
30121	**15**	**21**	10
30115	**15**	**21**	80

Tecnoplastica / Plastic



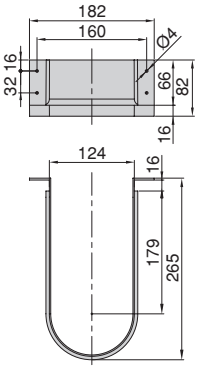

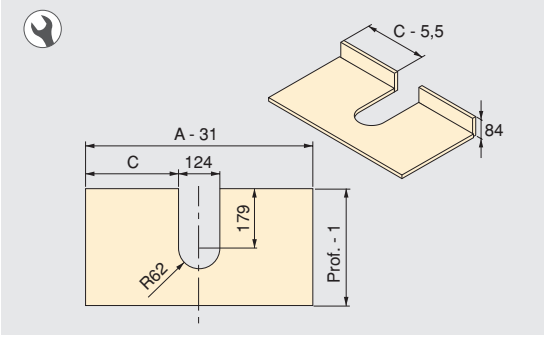



3.2
63/84

GUIDE PER CASSETTI

3.66 Guide a scomparsa Silver
3.70 Guide a scomparsa Slippe
3.77 Guide a rullo T30
3.79 Accessori per guide a rullo T30
3.81 Guide a sfere

DRAWER SLIDES

3.66 Silver concealed runners
3.70 Slippe concealed runners
3.77 T30 roller slides
3.79 Accessories for T30 roller slides
3.81 Ball bearing slides





INFORMATIONI GUIDE PER CASSETTI / DRAWER SLIDES INFORMATION

GUIDE A SCOMPARSA / CONCEALED RUNNERS

pag. 3.66	Silver	Estrazione TOTALE FULL extension	SLOW · Max. 30 kg · +4,5 mm	Perno di bloccaggio incluso. Blocking pivot included.	
pag. 3.67	Silver	Estrazione TOTALE FULL extension	PUSH · Max. 30 kg · +4,5 mm	Perno di bloccaggio incluso. Blocking pivot included.	
pag. 3.68	Silver	Estrazione PARZIALE 3/4 extension	SLOW · Max. 25 kg · +5 mm	Perno di bloccaggio incluso. Blocking pivot included.	
pag. 3.69	Silver	Estrazione PARZIALE 3/4 extension	PUSH · Max. 25 kg · +5 mm	Perno di bloccaggio incluso. Blocking pivot included.	
pag. 3.70	Slippe	Estrazione TOTALE FULL extension	SLOW · Max. 25 kg · +3 mm	Aggancio automatico. Automatic clip.	
pag. 3.71	Slippe	Estrazione TOTALE FULL extension	SLOW · Max. 25 kg · +4,5 mm	Perno di bloccaggio Cod. 3000721. Blocking pivot Cod. 3000721.	
pag. 3.72	Slippe	Estrazione TOTALE FULL extension	PUSH · Max. 25 kg · +4,5 mm	Perno di bloccaggio Cod. 3000721. Blocking pivot Cod. 3000721.	
pag. 3.73	Slippe	Estrazione PARZIALE 3/4 extension	SLOW · Max. 25 kg · +3 mm	Aggancio automatico. Automatic clip.	
pag. 3.74	Slippe	Estrazione PARZIALE 3/4 extension	SLOW · Max. 25 kg · +4,5 mm	Pivote bloqueo Cod. 3000621. Pivot de bloqueio Cod. 3000621.	
pag. 3.75	Slippe	Estrazione PARZIALE 3/4 extension	NORMAL · Max. 25 kg · +4,5 mm	Perno di bloccaggio Cod. 3000621. Blocking pivot Cod. 3000621.	
pag. 3.76	Slippe	Estrazione PARZIALE 3/4 extension	PUSH · Max. 25 kg · +4,5 mm	Perno di bloccaggio Cod. 3000621. Blocking pivot Cod. 3000621.	

GUIDE A RULLO / ROLLER RUNNERS

pag. 3.77	T30C	Estrazione PARZIALE 3/4 extension	Max. 20 kg	Montaggio con viti. Screw-on slides	Chiusura soft pag. 3.80. Soft close pag. 3.80. SLOW 
pag. 3.78	T30M	Estrazione PARZIALE 3/4 extension	Max. 15 kg	Montaggio con graffe. Clip-on slides.	Chiusura soft pag. 3.80. Soft close pag. 3.80. SLOW 

GUIDE A SFERE / BALL BEARING SLIDES

pag. 3.81	45 mm	Estrazione TOTALE FULL extension	SLOW · 45 · Max. 35 kg		
pag. 3.81	45 mm	Estrazione TOTALE FULL extension	45 · Max. 35 kg		
pag. 3.82	45 mm	Estrazione TOTALE FULL extension	45 · Max. 35 kg	Con squadra. With brackets.	
pag. 3.82	37 mm	Estrazione TOTALE FULL extension	37 · Max. 25 kg		
pag. 3.83	17 mm	Estrazione PARZIALE 3/4 extension	17 · Max. 10 kg		

GUIDE A SCOMPARSA SILVER
SILVER CONCEALED RUNNERS

Guide Silver ad estrazione totale con chiusura soft
NEW

Silver full extension with soft close



Prof. Depth	Cod.		
250	**31200**	**05**	10
300	**31201**	**05**	10
350	**31202**	**05**	10
400	**31203**	**05**	10
450	**31204**	**05**	10
500	**31205**	**05**	10
550	**31206**	**05**	10

Acciaio / Steel

SLOW | Max. 30 kg | +4,5 mm

Perno di bloccaggio incluso.
Blocking pivot included.



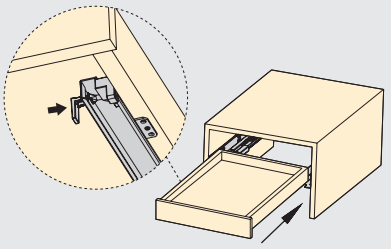

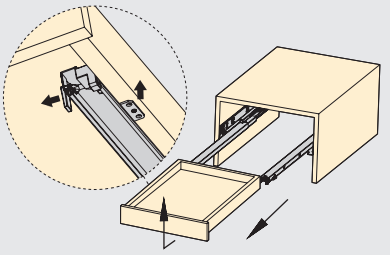

Silver

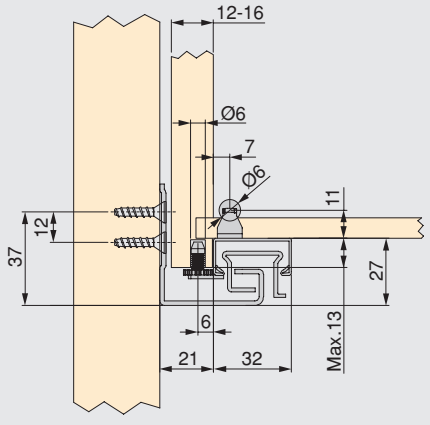

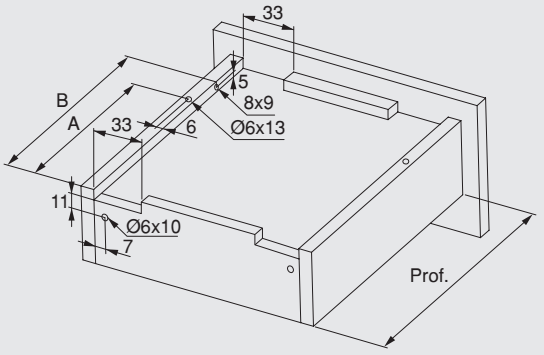

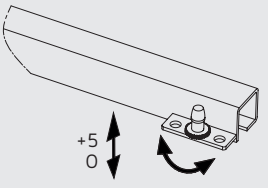

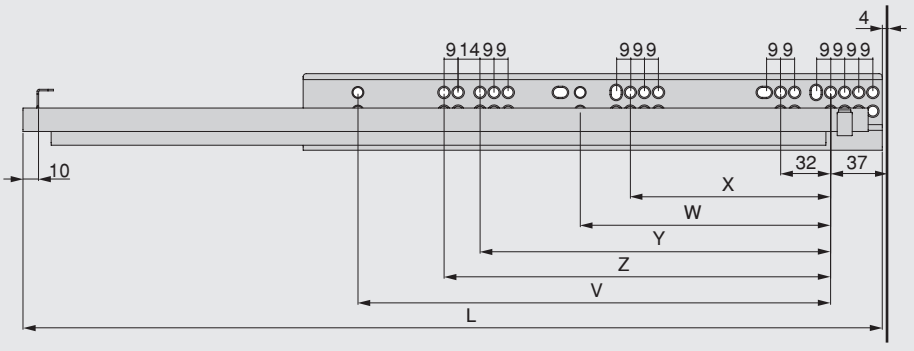

Prof	X	W	Y	Z	V	A	B	L
250	128	160	192	-	-	205	225	260
300	128	160	192	-	-	230	275	310
350	128	160	192	-	-	275	320	360
400	128	160	192	-	-	300	376	410
450	128	-	224	-	-	335	421	460
500	128	-	224	247	-	360	466	510
550	128	-	224	247	302	405	511	560

Guide Silver ad estrazione totale push

NEW

Silver full extension runners push to open



Prof. Depth	Cod.		
250	**31220**	**05**	10
300	**31221**	**05**	10
350	**31222**	**05**	10
400	**31223**	**05**	10
450	**31224**	**05**	10
500	**31225**	**05**	10

Acciaio / Steel

PUSH | Max. 30 kg | +4,5 mm

Perno di bloccaggio incluso.
Blocking pivot included.



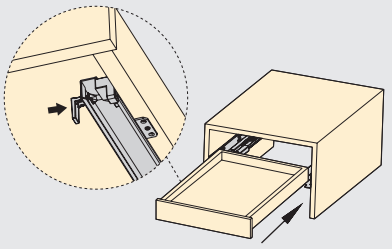

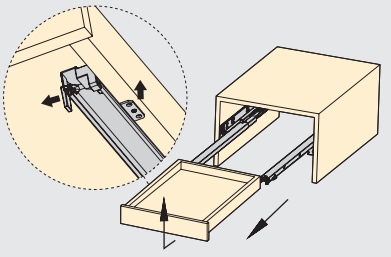

Silver

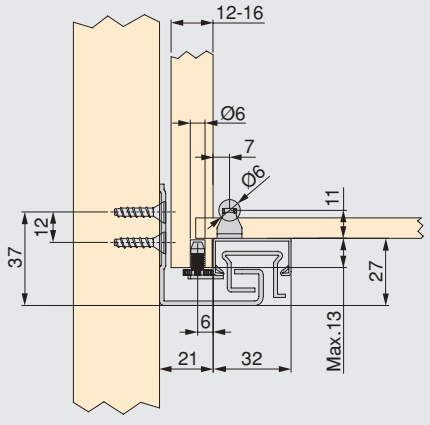

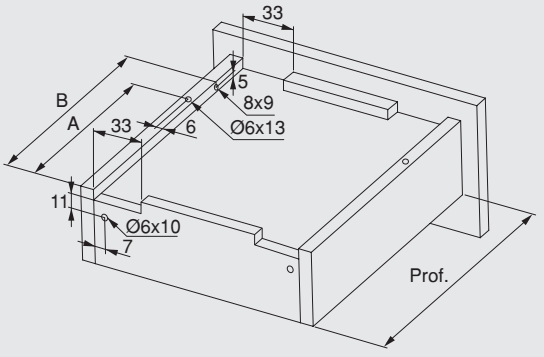

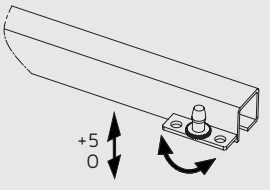

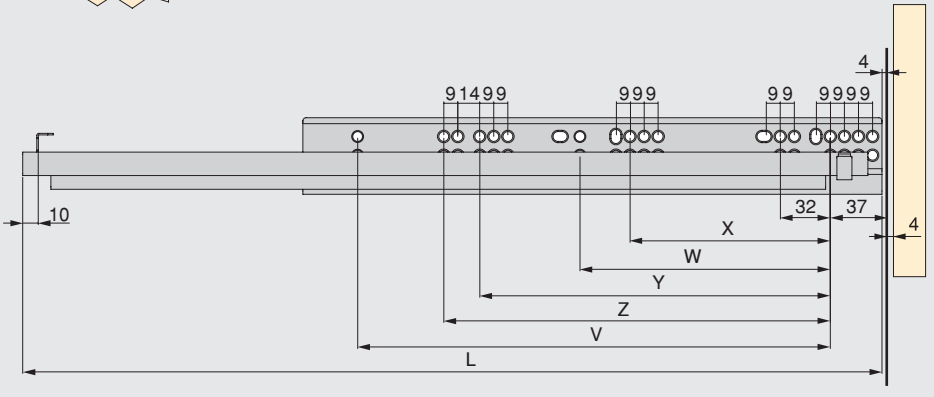

Prof	X	W	Y	Z	V	A	B	L
250	128	160	192	-	-	205	225	260
300	128	160	192	-	-	230	275	310
350	128	160	192	-	-	275	320	360
400	128	160	192	-	-	300	376	410
450	128	-	224	-	-	335	421	460
500	128	-	224	247	-	360	466	510
550	128	-	224	247	302	405	511	560

05 | Zincato bianco
Zinc plated

Guide Silver ad estrazione parziale con chiusura soft

Silver 3/4 extension runners with soft close



Prof. Depth	Cod.		
240	**30190**	**05**	10
290	**30191**	**05**	10
340	**30192**	**05**	10
390	**30193**	**05**	10
440	**30194**	**05**	10
490	**30195**	**05**	10

Acciaio / Steel

SLOW | Max. 25 kg | +5 mm

Perno di bloccaggio incluso.
Blocking pivot included.



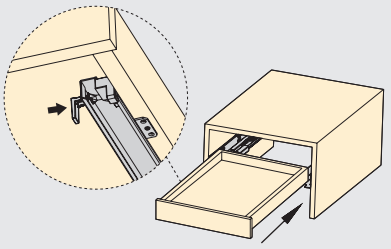

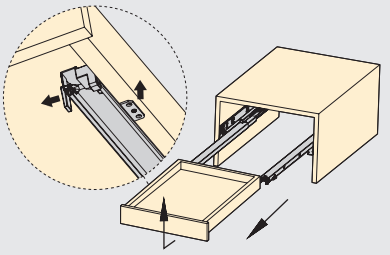

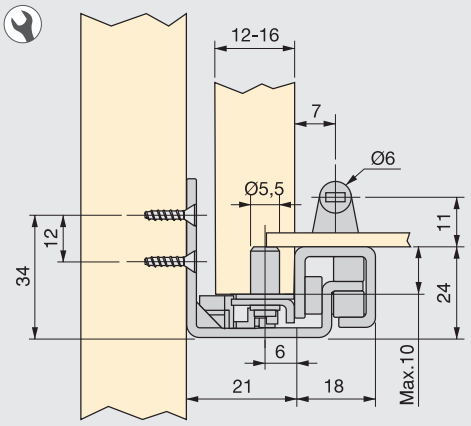

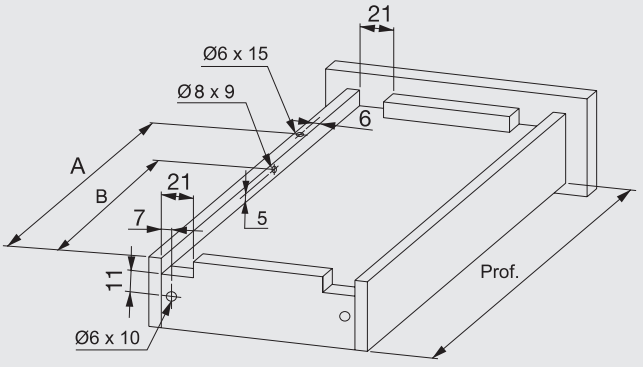

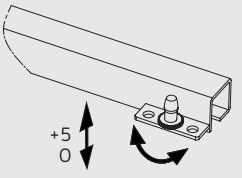

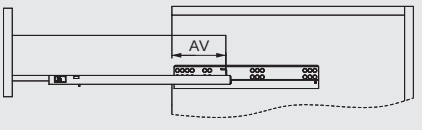

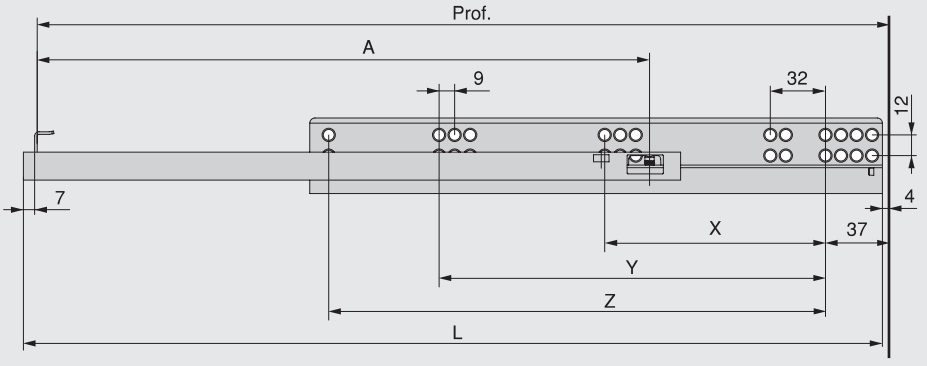

Prof	X	Y	Z	A	B	L	AV
240	128	-	-	220	188	250	86
290	128	-	-	245	213	300	86
340	128	192	-	270	238	350	86
390	128	224	-	305	273	400	107
440	128	224	-	330	298	450	107
490	128	224	288	355	323	500	107

Guide Silver ad estrazione parziale push

NEW

Silver 3/4 extension runners push to open



Prof. Depth	Cod.		
240	**31230**	**05**	10
290	**31231**	**05**	10
340	**31232**	**05**	10
390	**31233**	**05**	10
440	**31234**	**05**	10
490	**31235**	**05**	10

Acciaio / Steel

PUSH | Max. 25 kg | +5 mm

Perno di bloccaggio incluso.
Blocking pivot included.



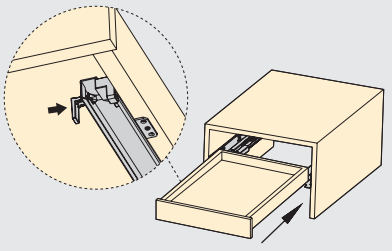

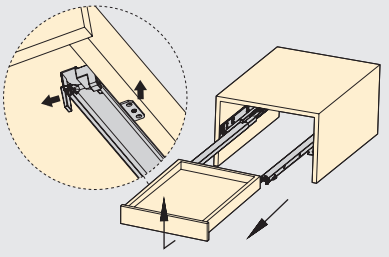

Silver

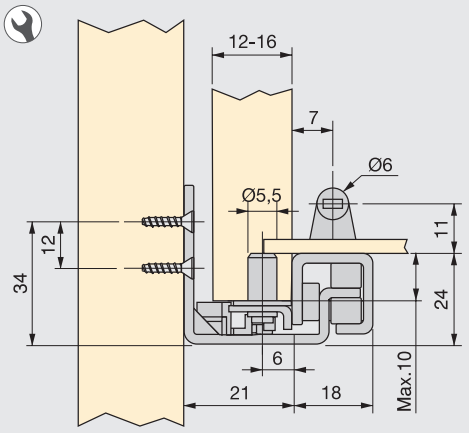

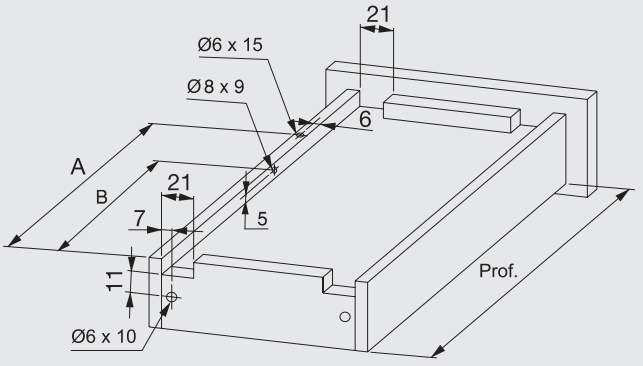

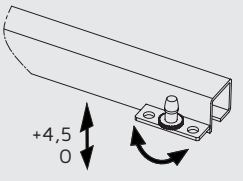

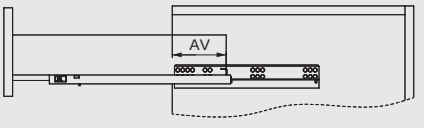

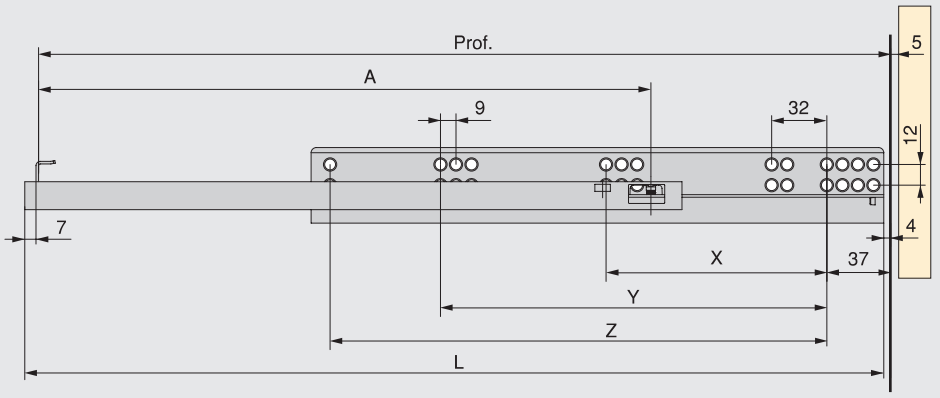

Prof	X	Y	Z	A	B	L	AV
240	128	-	-	220	188	250	86
290	128	-	-	245	213	300	86
340	128	192	-	270	238	350	86
390	128	224	-	305	273	400	107
440	128	224	-	330	298	450	107
490	128	224	288	355	323	500	107

05 | Zincato bianco
Zinc plated

GUIDE A SCOMPARSA SLIPPE
SLIPPE CONCEALED RUNNERS

Guide Slippe ad estrazione totale con chiusura soft e aggancio
Slippe full extension runners with clip and soft close



Prof. Depth	Cod.		
290	**40026**	**05**	10
340	**40027**	**05**	10
390	**40028**	**05**	10
440	**40029**	**05**	10
490	**40030**	**05**	10
540	**40084**	**05**	10
590	**40085**	**05**	10

Acciaio / Steel

SLOW | Max. 25 kg | +3 mm

Aggancio automatico.
Automatic clip.



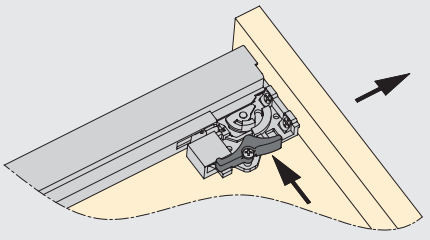

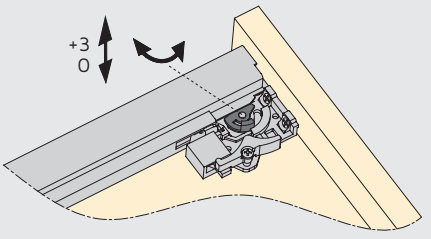

Slippe

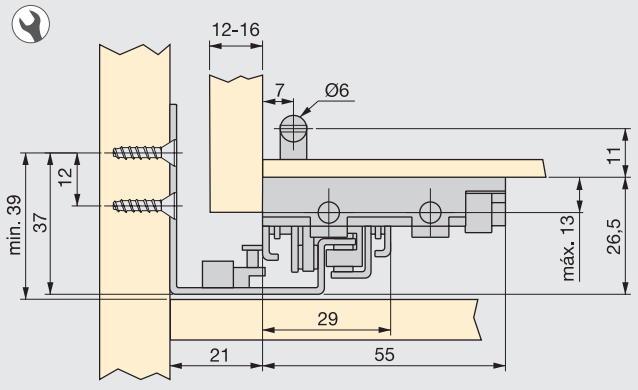

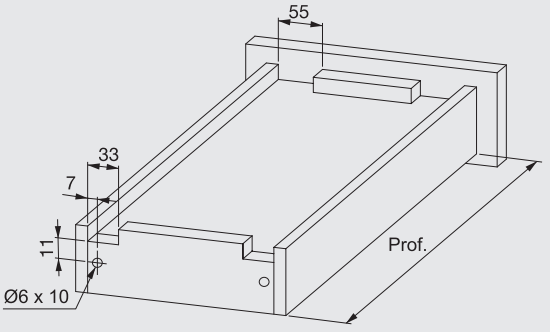

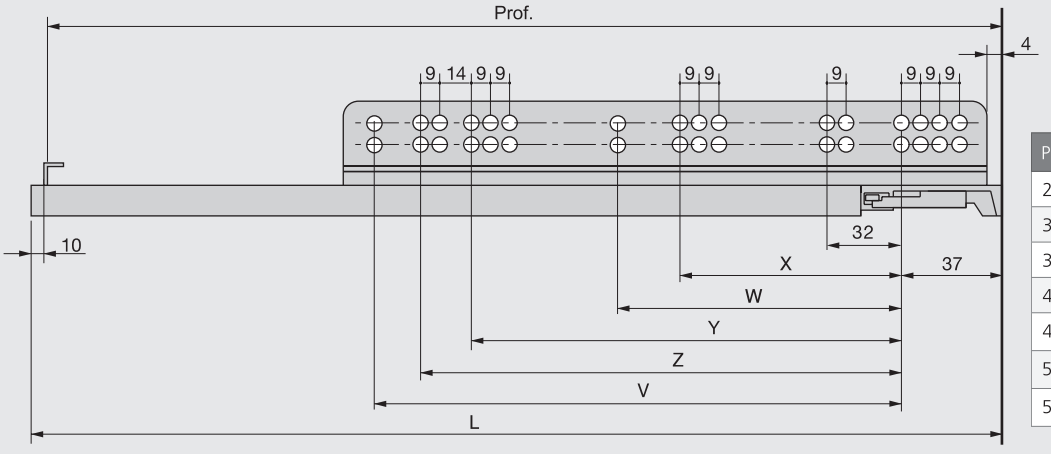

Prof	X	W	Y	Z	V	L
290	128	160	-	-	-	300
340	128	192	-	-	-	350
390	128	-	192	-	-	400
440	128	-	224	-	-	450
490	-	128	224	247	-	500
540	-	128	224	247	302	550
590	-	128	224	247	302	600

Guide Slippe ad estrazione totale con chiusura soft

Slippe full extension with soft close



Prof. Depth	Cod.		
240	**40081**	**05**	10
290	**41041**	**05**	10
340	**41042**	**05**	10
390	**41043**	**05**	10
440	**41044**	**05**	10
490	**41045**	**05**	10
540	**40082**	**05**	10
590	**40083**	**05**	10

Acciaio / Steel

SLOW | Max. 25 kg | +4,5 mm

Perno di bloccaggio.
Blocking pivot.



Cod.		
30007	**21**	200
Tecnoplastica / Plastic		

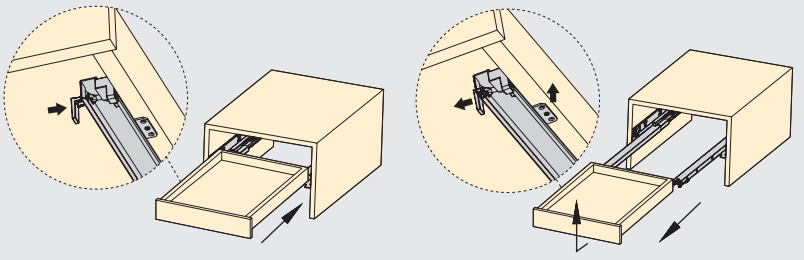

Slippe

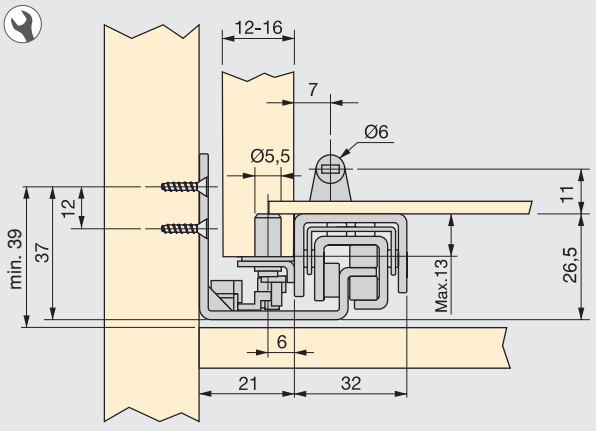

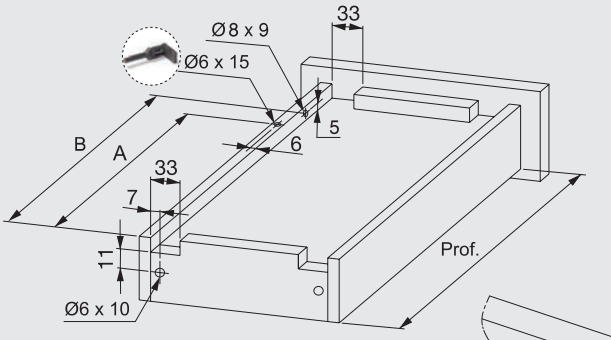

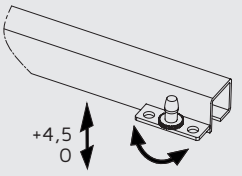

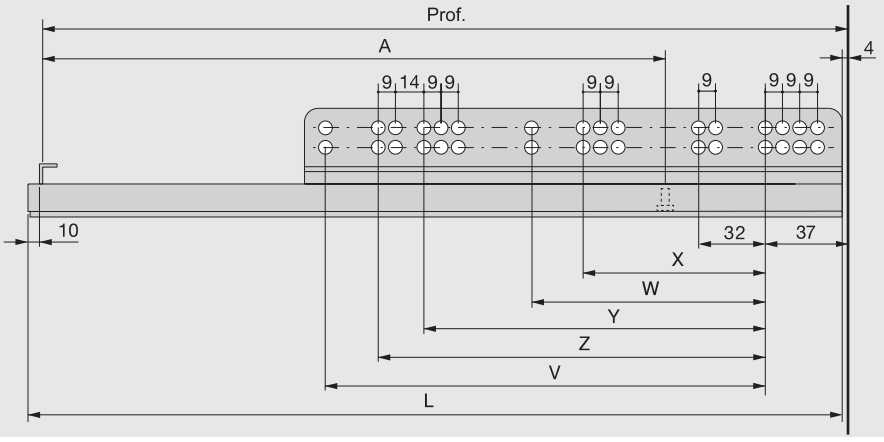

Prof	X	W	Y	Z	V	A	B	L
240	96	160	-	-	-	190	200,5	250
290	128	160	-	-	-	245	255,5	300
340	128	192	-	-	-	270	280,5	350
390	128	-	192	-	-	305	319,5	400
440	128	-	224	-	-	330	369,5	450
490	-	128	224	247	-	355	419,5	500
540	-	128	224	247	302	390	469,5	550
590	-	128	224	247	302	415	519,5	600

Guide Slippe ad estrazione totale push

Slippe full extension runners push to open



Prof. Depth	Cod.		
240	**30020**	**05**	10
290	**30021**	**05**	10
340	**30022**	**05**	10
390	**30023**	**05**	10
440	**30024**	**05**	10
490	**30025**	**05**	10

Acciaio / Steel

PUSH | Max. 25 kg | +4,5 mm

Perno di bloccaggio.
Blocking pivot.



Cod.		
30007	**21**	200
Tecnoplastica / Plastic		

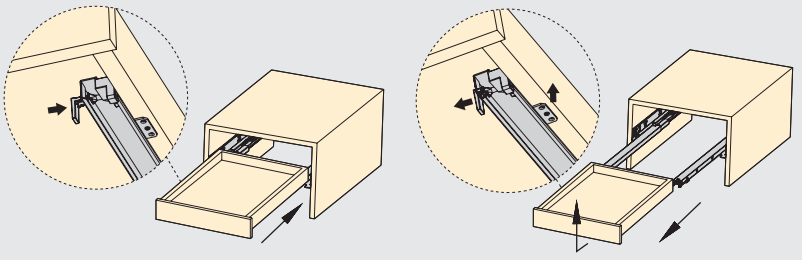

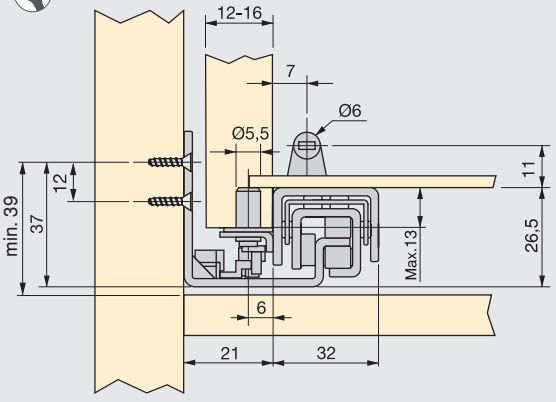

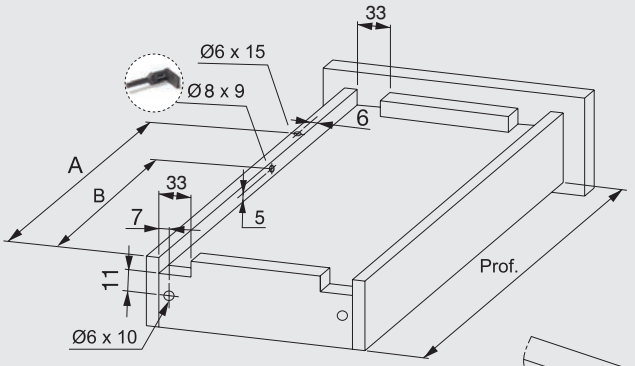

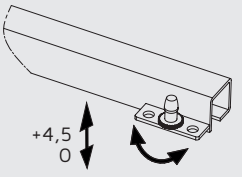

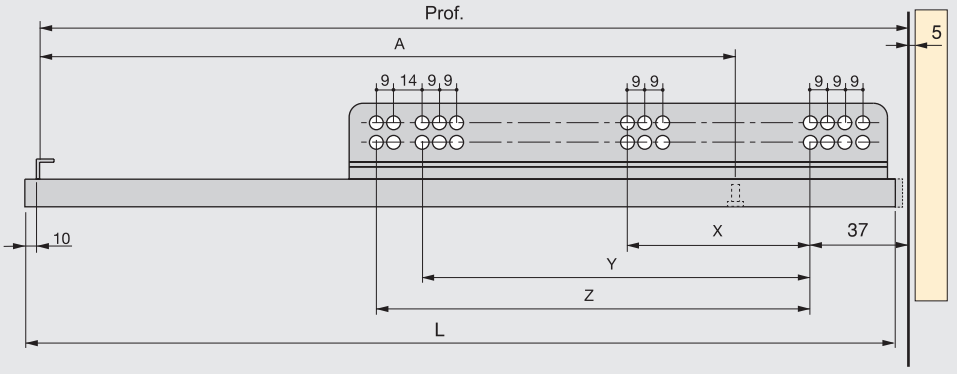

Prof	X	Y	Z	A	B	L
240	96	-	-	190	200,5	250
290	128	-	-	245	255,5	300
340	128	-	-	270	280,5	350
390	128	-	-	305	319,5	400
440	128	224	-	330	369,5	450
490	128	224	247	355	419,5	500

Guide Slippe ad estrazione parziale con chiusura soft e aggancio

Slippe 3/4 extension runners with clip and soft close

Prof. Depth	Cod.		
290	**40032**	**05**	10
340	**40033**	**05**	10
390	**40034**	**05**	10
440	**40035**	**05**	10
490	**40036**	**05**	10

Acciaio / Steel



SLOW | Max. 25 kg | +3 mm

Aggancio automatico.
Automatic clip.



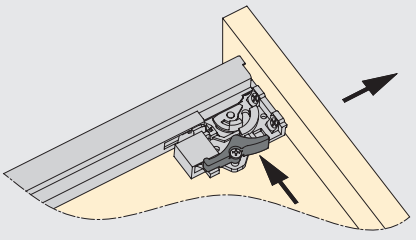

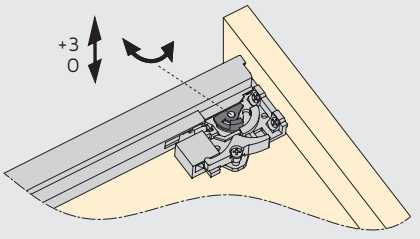

Slippe

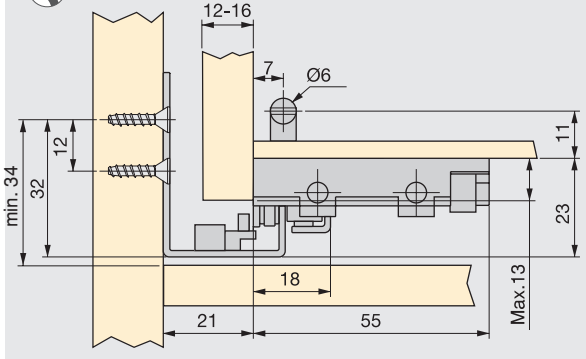

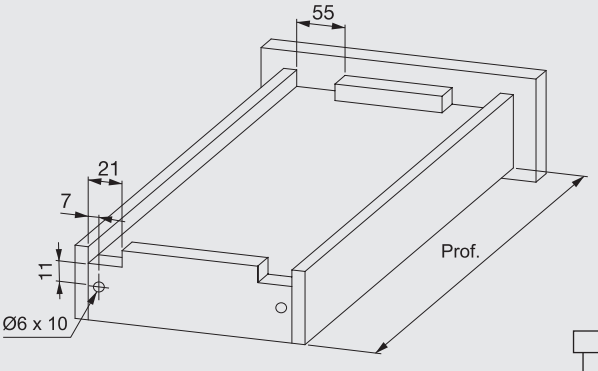

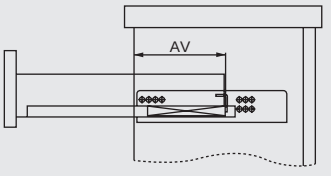

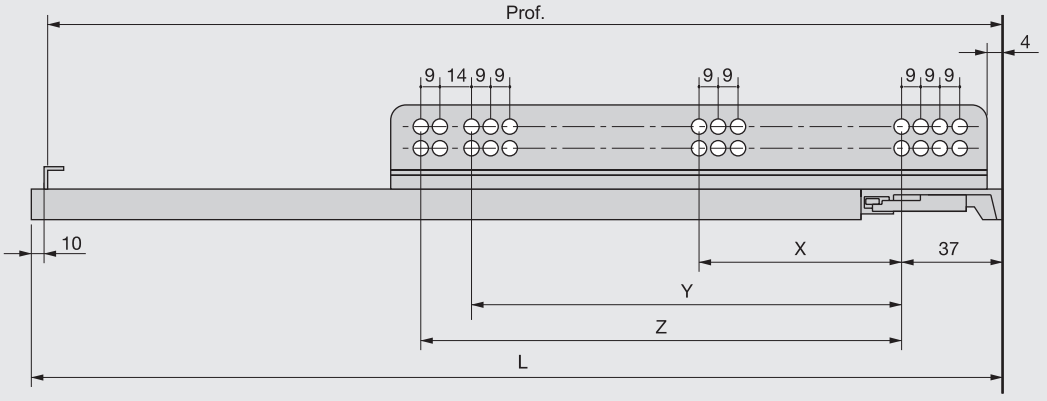

Prof	X	Y	Z	L	AV
240	96	-	-	250	98,5
290	128	-	-	300	98,5
340	128	-	-	350	98,5
390	128	-	-	400	118,5
440	128	224	-	450	118,5
490	-	224	247	500	118,5

05 | Zincato bianco / Zinc plated
21 | Plastica grigia / Grey plastic

Guide Slippe a rullo ad estrazione parziale con chiusura soft

Slippe 3/4 extension roller runners with soft close



Prof. Depth	Cod.		
240	**41024**	**05**	10
290	**41025**	**05**	10
340	**41026**	**05**	10
390	**41027**	**05**	10
440	**41028**	**05**	10
490	**41029**	**05**	10

Acciaio / Steel

SLOW | Max. 25 kg | +4,5 mm

Perno di bloccaggio.
Blocking pivot.



Cod.		
30006	**21**	200
Tecnoplastica / Plastic		

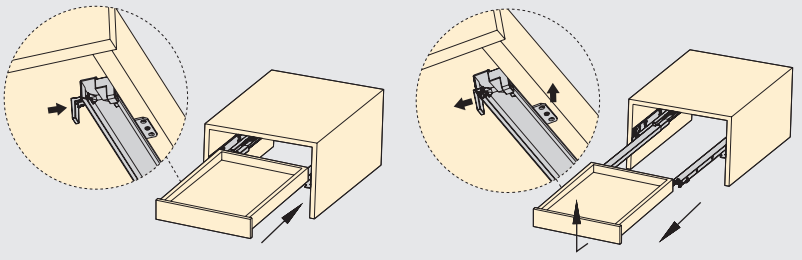

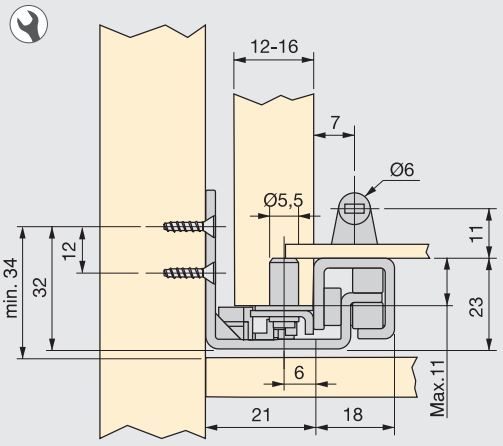

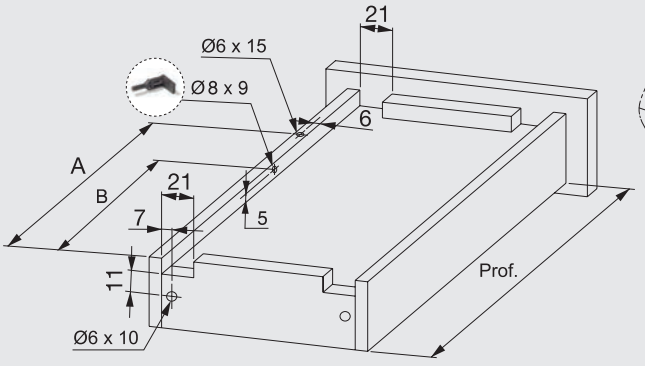

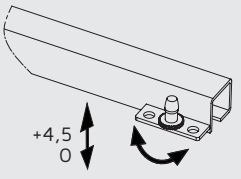

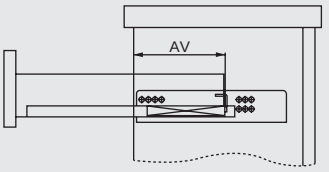

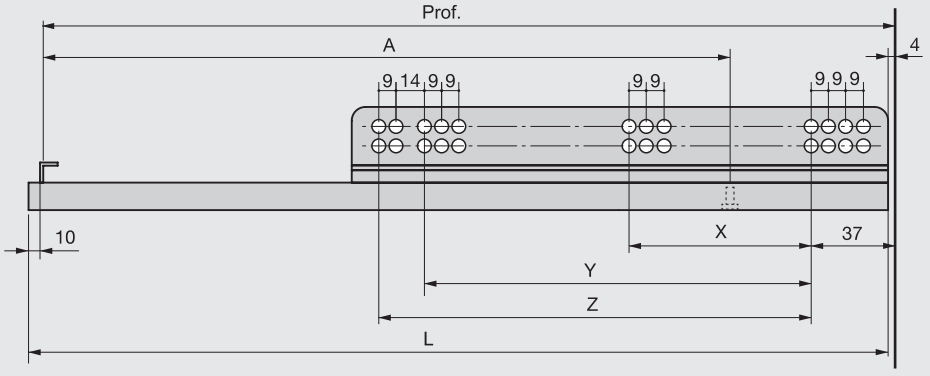

Prof	X	Y	Z	A	B	L	AV
240	96	-	-	220	188	250	86,5
290	128	-	-	245	213	300	86,5
340	128	-	-	270	238	350	86,5
390	128	-	-	305	273	400	106,5
440	128	224	-	330	298	450	106,5
490	-	224	247	355	323	500	106,5

Guide Slippe ad estrazione parziale con autochiusura

Slippe 3/4 extension runners with double self-close



Prof. Depth	Cod.		
290	**49536**	**05**	10
340	**49537**	**05**	10
390	**49538**	**05**	10
440	**49539**	**05**	10
490	**49540**	**05**	10

Acciaio / Steel

NORMAL | Max. 25 kg | +4,5 mm

Perno di bloccaggio.
Blocking pivot.



Cod.		
30006	**21**	200
Tecnoplastica / Plastic		

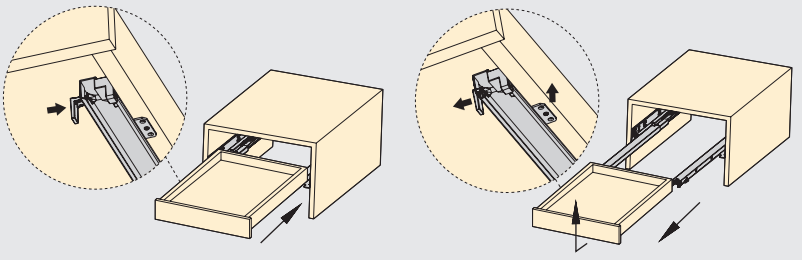

Slippe

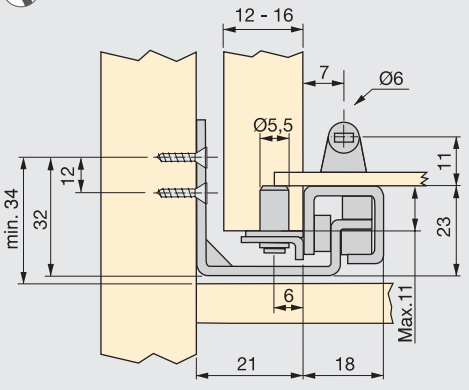

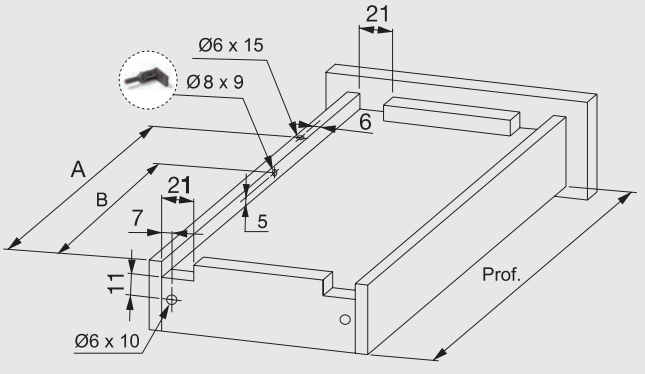

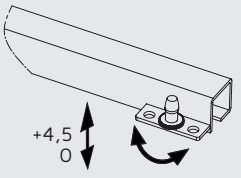

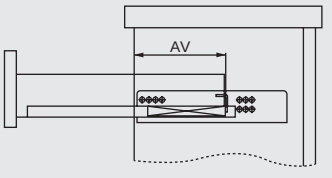

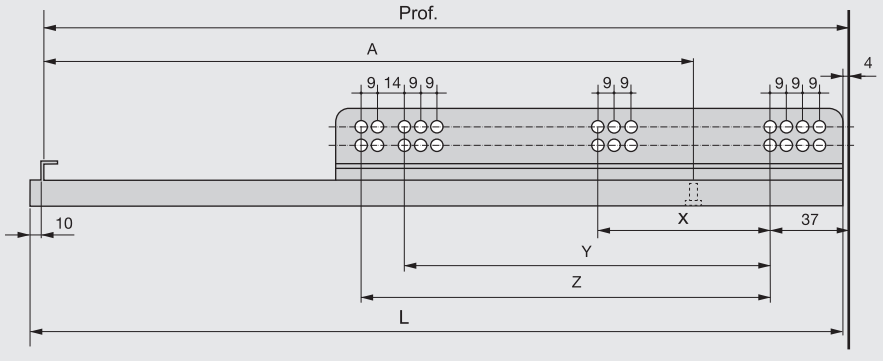

Prof	X	Y	Z	A	B	L	AV
240	96	-	-	220	188	250	86,5
290	128	-	-	245	213	300	86,5
340	128	-	-	270	238	350	86,5
390	128	-	-	305	273	400	106,5
440	128	224	-	330	298	450	106,5
490	-	224	247	355	323	500	106,5

Guide Slippe ad estrazione parziale push

Slippe 3/4 extension runners push to open



Prof. Depth	Cod.		
240	**41030**	**05**	10
290	**41031**	**05**	10
340	**41032**	**05**	10
390	**41033**	**05**	10
440	**41034**	**05**	10
490	**41035**	**05**	10

Acciaio / Steel

PUSH | Max. 25 kg | +4,5 mm

Perno di bloccaggio.
Blocking pivot.



Cod.		
30006	**21**	200
Tecnoplastica / Plastic		

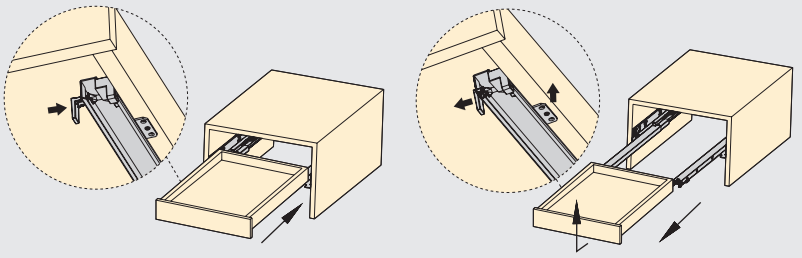

Slippe

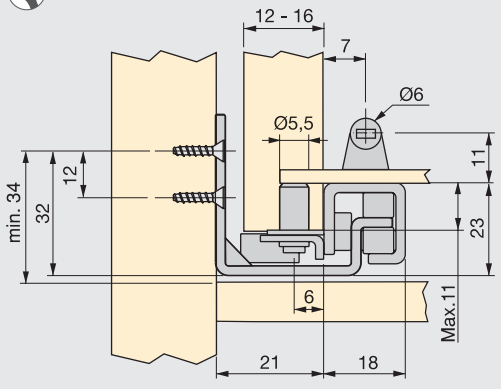

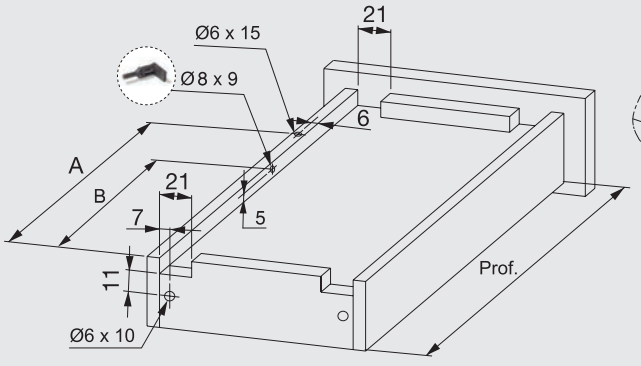

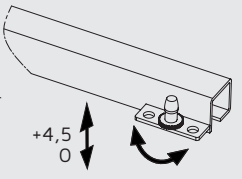

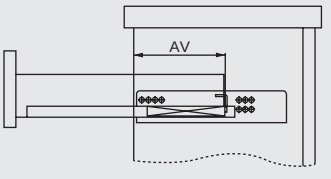

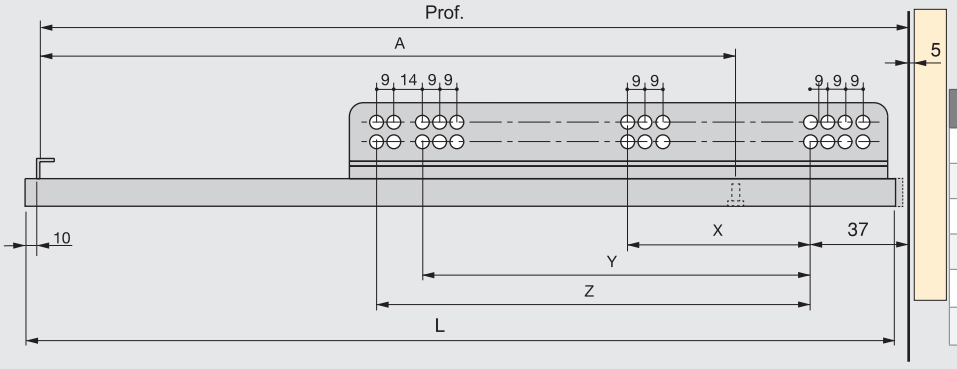

Prof	X	Y	Z	A	L	AV	B
240	96	-	-	221	250	86,5	189
290	128	-	-	271	300	86,5	239
340	128	-	-	321	350	86,5	289
390	128	-	-	371	400	106,5	339
440	128	224	-	421	450	106,5	389
490	-	224	247	471	500	106,5	439

GUIDE A RULLO T30
T30 ROLLER SLIDES

Guide T30C montaggio cassetto con viti
T30C screw-on slides



Max. 20 kg

L	Cod.				
250	**43884**	**12**	**14**	**25**	25
300	**43886**	**12**	**14**	**25**	25
350	**43887**	**12**	**14**	**25**	25
400	**43888**	**12**	**14**	**25**	25
450	**43889**	**12**	**14**	**25**	25
500	**43890**	**12**	**14**	**25**	25
550	**43891**	**12**	**14**	**25**	25
600	**43892**	**12**	**14**	**25**	25
800	**43893**	**12**	**14**	**25**	25

Acciaio / Steel

- Le guide con finitura verniciata nera (14) corrispondono al RAL 9005, il verniciato bianco (15) al RAL 9001 e il verniciato alluminio (25) al RAL 9022.
- Chiusura a caduta.
- Le guide si forniscono allegate.

- The slides finished in black (14) are RAL 9005, in white (12) RAL 9001, and in aluminium (25) RAL 9022.
- Closing with fall.
- Slides are supplied in sets.

- Per il montaggio della guida mediante vite euro su foro da Ø5: TSP Ø6,2 x 11 Cod. 6108507.
- Per il montaggio della guida mediante vite diretta senza preforo: TSP Ø3,5 x 16 Cod. 5031405.
- Consultare per guide con bussole premontate Ø8 o Ø10.

- For mounting slide with euro screw on Ø5 hole: Flathead Ø6,2 x 11 screw Cod. 6108507.
- For mounting slide without drilling: Flathead Ø3,5 x 16 screw Cod. 5031405.
- Please consulting the direct mounting version with Ø8 or Ø10 fixing lugs.

www.emuca.com

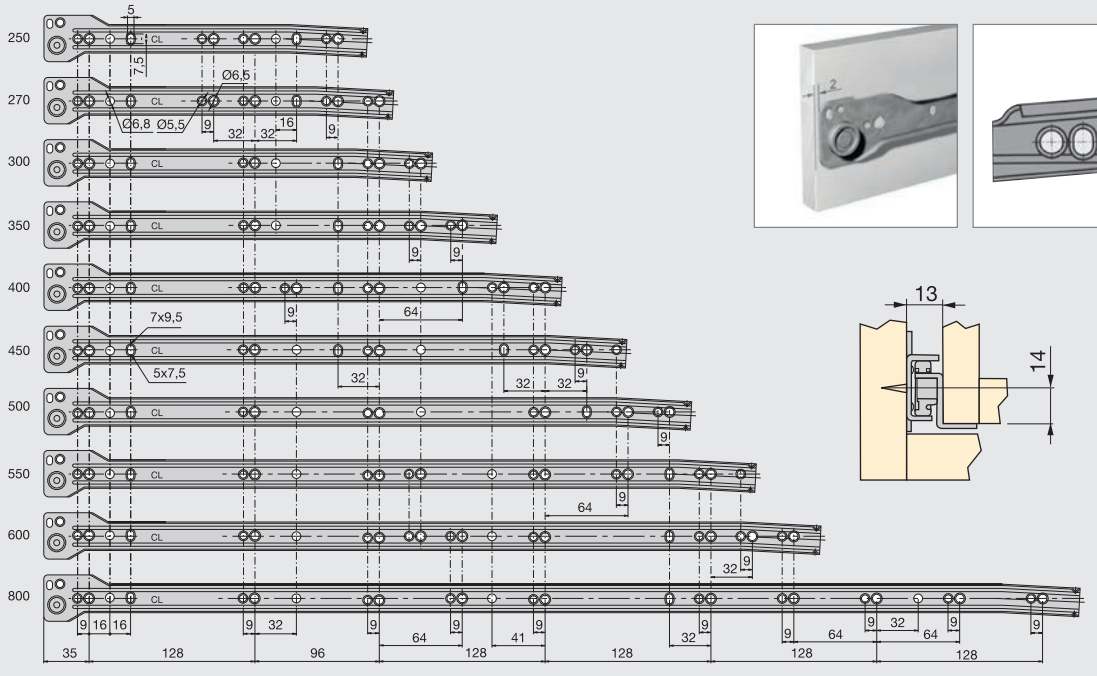

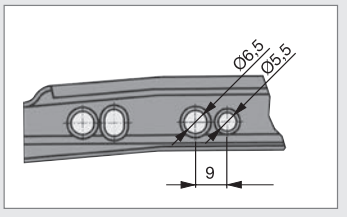

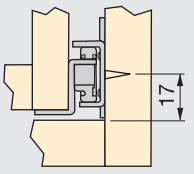

12 | Verniciato bianco / White painted
14 | Verniciato nero / Black painted
25 | Verniciato alluminio / Silver painted

Guide T30M montaggio cassetto con graffe

T30M clip-on slides



Max. 15 kg

- C= Guida del fianco.
- Z= Guida del cassetto.
- Le guide con finitura verniciata nera (14) corrispondono al RAL 9005, il verniciato bianco (12) al RAL 9001 e il verniciato alluminio (25) al RAL 9022.

- C= Side slide.
- Z= Drawer slide.
- The slides finished in black (14) are RAL 9005, in white (12) RAL 9001, and in aluminium (25) RAL 9022.

- Per il montaggio della guida mediante vite euro su foro da Ø5: TSP Ø6,2 x 11 Cod. 6108507.
- Per il montaggio della guida mediante vite diretta senza preforo: TSP Ø3,5 x 16 Cod. 5031405.
- Consultare per guide con bussole premontate Ø8 o Ø10.

- For mounting slide with euro screw on Ø5 hole: Flathead Ø6,2 x 11 screw Cod. 6108507.
- For mounting slide without drilling: Flathead Ø3,5 x 16 screw Cod. 5031405.
- Please consulting the direct mounting version with Ø8 or Ø10 fixing lugs.

L	Tipo	Cod.				
300	C- SX / L	**43894**	**12**	**14**	**25**	100
300	C- DX / R	**43895**	**12**	**14**	**25**	100
300	Z- SX/ L	**43896**	**12**	**14**	**25**	100
300	Z- DX/ R	**43897**	**12**	**14**	**25**	100
350	C- SX / L	**43898**	**12**	**14**	**25**	100
350	C- DX / R	**43899**	**12**	**14**	**25**	100
350	Z- SX/ L	**43900**	**12**	**14**	**25**	100
350	Z- DX/ R	**43901**	**12**	**14**	**25**	100
400	C- SX / L	**43902**	**12**	**14**	**25**	100
400	C- DX / R	**43903**	**12**	**14**	**25**	100
400	Z- SX/ L	**43904**	**12**	**14**	**25**	100
400	Z- DX/ R	**43905**	**12**	**14**	**25**	100
450	C- SX / L	**43906**	**12**	**14**	**25**	100
450	C- DX / R	**43907**	**12**	**14**	**25**	100
450	Z- SX/ L	**43908**	**12**	**14**	**25**	100
450	Z- DX/ R	**43909**	**12**	**14**	**25**	100
500	C- SX / L	**43910**	**12**	**14**	**25**	100
500	C- DX / R	**43911**	**12**	**14**	**25**	100
500	Z- SX/ L	**43912**	**12**	**14**	**25**	100
500	Z- DX/ R	**43913**	**12**	**14**	**25**	100
600	C- SX / L	**43924**	-	-	**25**	100
600	C- DX / R	**43925**	-	-	**25**	100
600	Z- SX/ L	**43929**	-	-	**25**	100
600	Z- DX/ R	**43928**	-	-	**25**	100
800	C- SX / L	**43926**	-	-	**25**	100
800	C- DX / R	**43927**	-	-	**25**	100
800	Z- SX/ L	**43932**	-	-	**25**	100
800	Z- DX/ R	**43933**	-	-	**25**	100

Acciaio / Steel

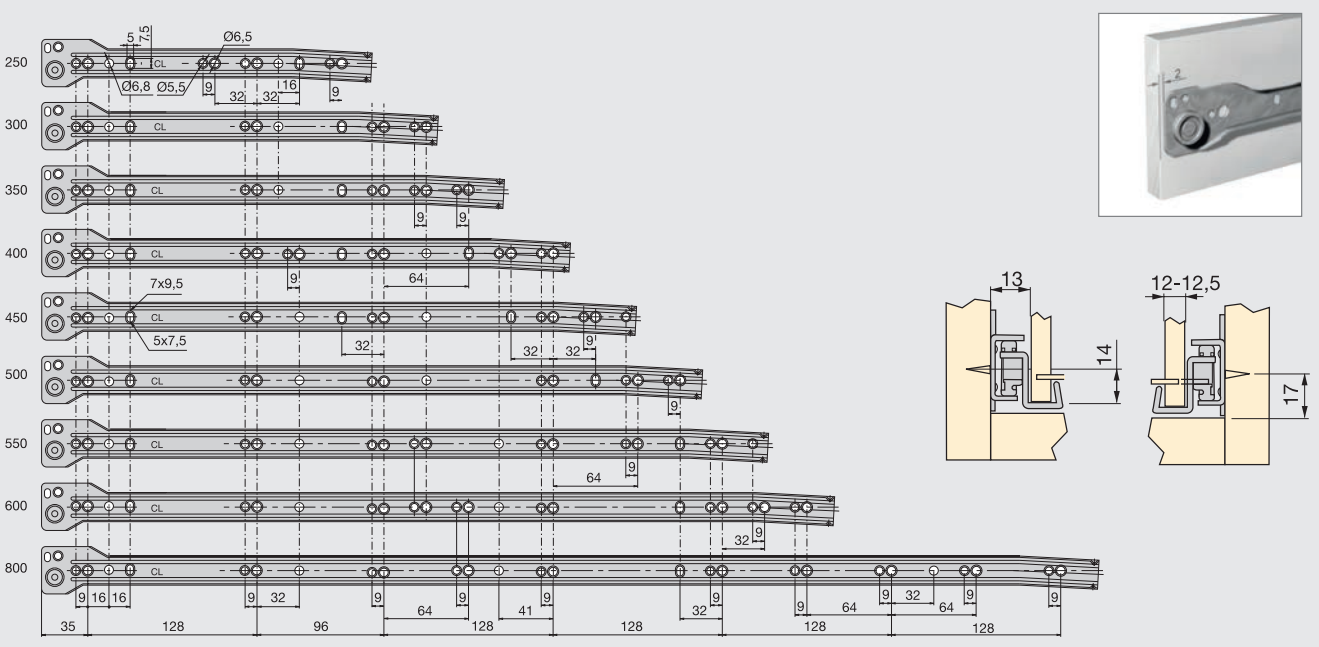

ACCESSORI PER GUIDE A RULLO T30
ACCESSORIES FOR T30 ROLLER SLIDES

Máquina doble automática
Automatic assembly machine

Cod.	
92933	**20**	1

Vari / Various



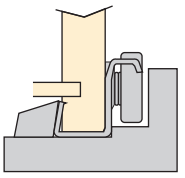

Esempio di montaggio della guida al cassetto.
Desing of the assembled slide.

- Utilizzabile per le guide T30M fino a 550 mm.
- Doppio montaggio.
- Adatta per cassetti da 200 a 1.000 mm di larghezza.
- Peso:130 kg.
- Collegata solo ad aria compressa,
- Pressione aria di lavoro: 8,16 bar
- Manometro di regolazione con chiave.
- Con pedale di azionamento.
- Valvola di sicurezza che impedisce il funzionamento a vuoto.
- Dimensioni: Larghezza 2.100 mm, Profondità 510 mm, Altezza 1.100 mm.
- Macchina conforme alla directiva 89/392/CE.

- For mounting T30M up to 550 mm length.
- Double mounting.
- Suitable for drawers from 200 to 1.000 mm width.
- Weight: 130 kg.
- Only uses compressed air.
- Working air pressure 8,16 bar.
- Pressure regulation gauge.
- Pedal activation.
- Safety valves to prevent empty working with vacuum.
- Dimensions: Width: 2.100 mm, Depth: 510 mm, Height: 1.100 mm
- Machine according to 89/392/CE directive.

Macchina manuale Mago
Mago manual machine

Cod.	
92914	**20**	1

Vari / Various



- Senza limitazioni per quanto riguarda l'altezza e la profondità delle guide.
- Macchina conforme alla directiva 98/37/CE; 2006/95/CE; 2004/108/CE.
- Collegata solo ad aria compressa.
- Pressione aria di lavoro: 6,12-8,16 bar.
- La sequenza delle operazioni per realizzare il montaggio è la seguente:
- Collocare il cassetto con l'interno rivolto verso il basso.
- Posizionare la guida sul cassetto.
- Allineare la guida sulla sponda del cassetto.
- Azzionare la leva: la pinza bloccherà le alette nella sponda del cassetto.
- Ripetere questa ultima operazione per ogni aletta della guida.

- No drawer width or depth limitations.
- Machine according to 98/37/CE; 2006/95/CE; 2004/108/CE directive.
- Only uses compressed air.
- Working air pressure 6,12-8,16 bar.
- The sequence of operations for mounting is as follows:
- Place drawer upside down.
- Position slide on drawer.
- Line up against drawer side.
- Pull the trigger: the clip will fold and nail the tab to the side of the drawer.
- Repeat the latter for each tab on the slide.

Chiusura Soft per guide a rullo T30

Soft close for T30 slides



SLOW

Vite raccomandate Ø4x20 Cod. 5032405 o vite Euro Ø6x17 Cod. 5044005.

Recommended screw Ø4x20 Cod. 5032405 or Euro screw Ø6x17 Cod. 5044005.

L	Cod.		
250 - 300	**40055**	**21**	100
350 - 800	**40056**	**21**	100

Tecnoplastica / Plastic

- Si raccomanda il montaggio di 2 dispositivi per cassetto con il corrispondente attivatore.
- Si consegna per unità giacché si possono montare sia a destra che a sinistra.

- We recommend the installation of 2 mechanisms per drawer, with their corresponding activator.
- Supplied in single units as they can be used for either side.

Attivatore per chiusura Soft di guide a rullo T30

Activator for T30 Soft close slide mechanism



Vite raccomandate Ø3x12 Cod. 5030606.

Recommended screw Ø3x12 Cod. 5030606.

Cod.		
40058	**15**	200

Tecnoplastica / Plastic

Sagoma per montaggio chiusura Soft

Template for Soft close assembly



Cod.		
30094	**15**	1

Tecnoplastica / Plastic

www.emuca.com

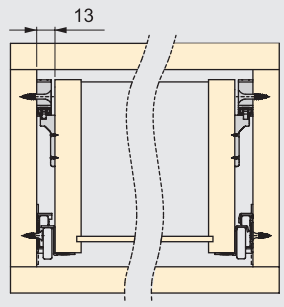

L = 250 ➔ 300

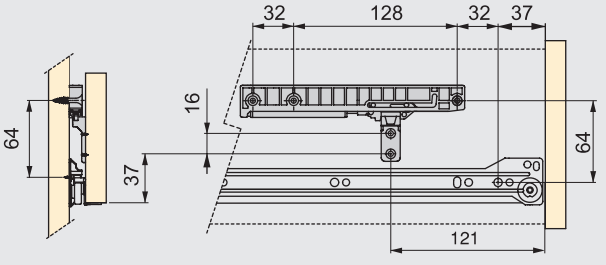

L = 350 ➔ 800

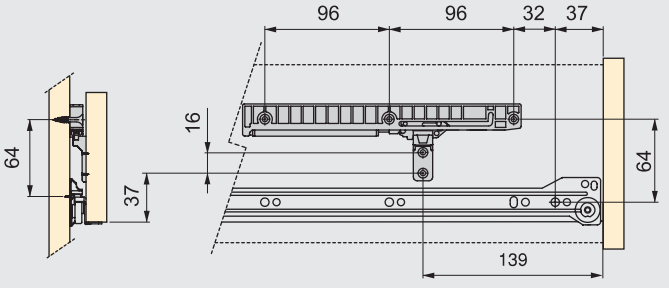

GUIDE A SFERE
BALL BEARING SLIDES

Guide estrazione totale da 45 mm con chiusura soft
45 mm-high full extension slides with soft close



SLOW | 45 | Max. 35 kg

L	Cod.		
300	**43015**	**05**	10
350	**43016**	**05**	10
400	**43017**	**05**	10
450	**43018**	**05**	10
500	**43019**	**05**	10
550	**43020**	**05**	5
600	**43021**	**05**	5
650	**43022**	**05**	5

Acciaio / Steel

L	X	Y	A	B	C
300	121,5	80	96	-	-
350	122	128	72,5	55,5	-
400	160	128	128	55,5	-
450	160	160	128	96	-
500	192	192	128	96	64
550	224	224	128	96	96
600	256	256	128	96	128
650	256	256	128	96	128

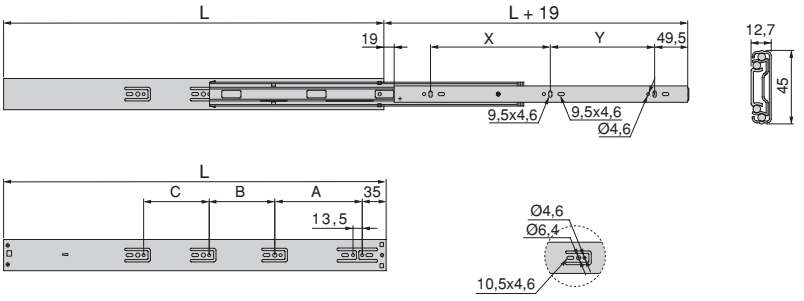

- Il codice indicato corrisponde a un set completo.
- Leva per smontaggio guida.

- The codes shown correspond to a complete left / right set.
- Clip for dismouting the slide

Guide estrazione totale da 45 mm
45 mm-high full extension slides



45 | Max. 30 kg

L	Cod.		
250	**42240**	**05**	15
300	**41771**	**05**	15
350	**41772**	**05**	15
400	**41773**	**05**	15
450	**41774**	**05**	15
500	**41775**	**05**	15
600	**41776**	**05**	15
650	**41777**	**05**	15

Acciaio / Steel

L	X	Y	Z	A	B	C	D
250	-	192	96	160	-	-	-
300	-	224	96	128	192	-	-
350	256	160	96	128	224	-	-
400	288	160	96	128	224	320	-
450	352	192	96	128	224	352	-
500	384	192	96	128	224	352	416
600	480	256	96	128	224	352	480
650	512	256	96	128	224	352	544

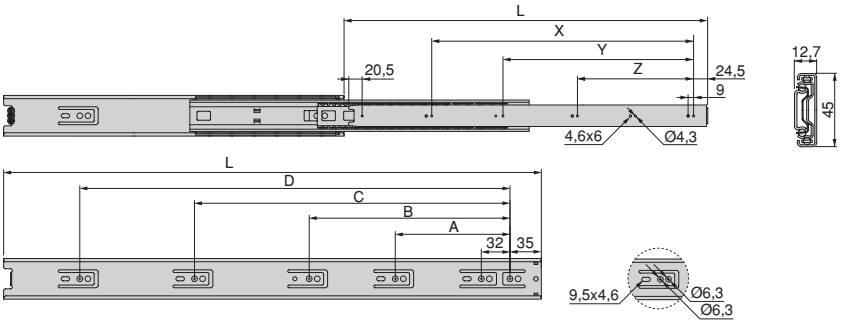

- Il codice indicato corrisponde a un set completo.
- Leva per smontaggio guida.

- The codes shown correspond to a complete left / right set.
- Clip for dismouting the slide

Guide estrazione totale da 45 mm con squadra

45 mm-high full extension slides with brackets



L	Cod.		
300	**43004**	**05**	15
350	**43005**	**05**	15
400	**43006**	**05**	15
450	**43007**	**05**	15
500	**43008**	**05**	15
600	**43009**	**05**	15

Acciaio / Steel

45 | Max. 30 kg

L	X	Y	Z	A	B	C	D
300	305	298	48	160	192	-	-
350	356	348	60	128	224	-	-
400	406	398	60	128	224	320	-
450	457	448	60	128	224	352	-
500	508	498	60	128	224	352	416
600	610	598	60	128	224	352	480

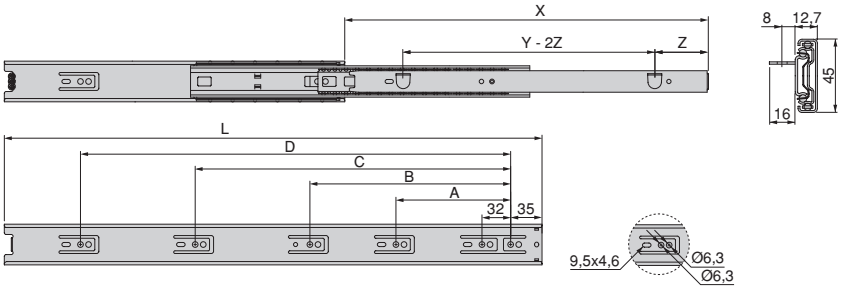

- Il codice indicato corrisponde a un set completo.
- Leva per smontaggio guida.

- The codes shown correspond to a complete left / right set.
- Clip for dismouting the slide

Guide estrazione totale da 37 mm

37 mm-high full extension slides



L	Cod.		
300	**43655**	**05**	20
350	**43656**	**05**	20
400	**43657**	**05**	20
450	**43658**	**05**	20
500	**43659**	**05**	20

Acciaio / Steel

37 | Max. 25 kg

L	A	B	C	D	E	F
300	190	-	64	128	-	-
350	96	160	64	127	64	-
400	128	160	64	128	64	64
450	160	190	64	128	64	64
500	190	224	64	128	128	64
600	256	256	64	128	256	64

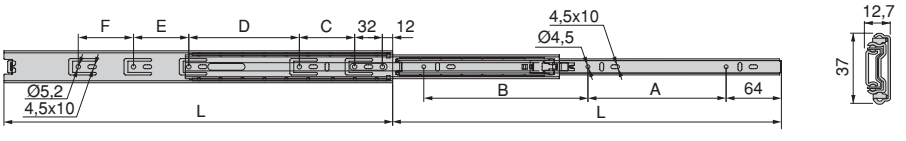

- Il codice indicato corrisponde a un set completo.
- Leva per smontaggio guida.

- The codes shown correspond to a complete left / right set.
- Clip for dismouting the slide

Guide estrazione parziale di altezza da 17 mm

17 mm-high 3/4 extension slides



max. A	min. A	PA	L	C	D	Cod.		
314	182	46	182	4	128	**42071**	**05**	100
354	214	72	214	5	160	**42072**	**05**	100
418	246	72	246	6	192	**42073**	**05**	100
482	278	72	278	7	224	**42074**	**05**	100
546	310	72	310	8	256	**42075**	**05**	100
588	342	96	342	9	288	**42076**	**05**	100
657	374	96	374	10	320	**42077**	**05**	100
780	438	96	438	12	384	**42079**	**05**	100

Acciaio / Steel



Per il montaggio della guida utilizzare vite M4 x 9 Cod.5120107.

We recommend use screws M4 x 9 Cod.5120107.

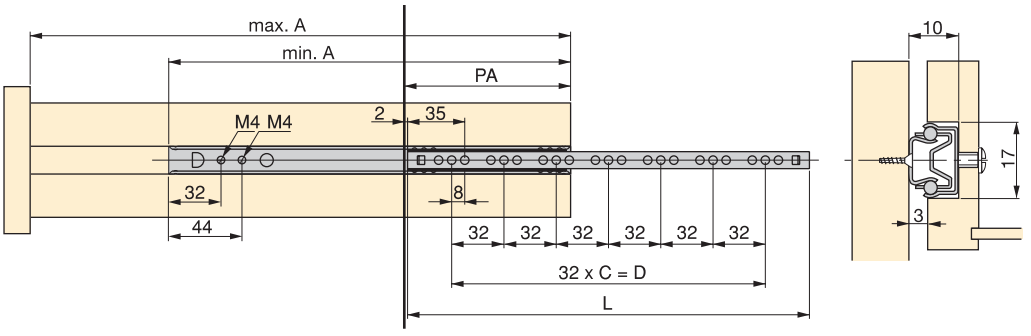

- Il codice indicato corrisponde a un set completo.
- Consultare la casa per guide con bussole premontate Ø8 o Ø10.

- The codes shown correspond to a complete left / right set.
- Please consult for Ø8 or Ø10 insert mounted versions.

Aggancio Spiky

Spiky clip



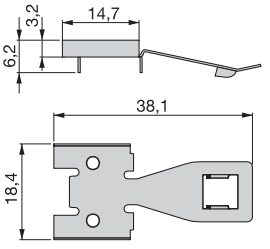

Cod.		
49578	**65**	200

Acero inoxidable
Aço inox

- Per guide estrazione parziale da 17 mm.
- Montaggio senza viti nel fianco del cassetto.
- I clienti con machina per il montaggio dovranno adattarla.

- For 17 mm 3/4 slides.
- Mounting without screws in the drawer side.
- If you use an automatic mounting machine you have to adapt it.

NOTE
NOTES

3.3
85/106

CASSETTI PER UFFICIO, ELEMENTI E ACCESSORI MULTIMEDIALI

Cassetti e schedario Paddock

3.90 Cassetto Padplast
3.97 Schedario Padframe
3.99 Accessori Paddock

Accessori multimediali

3.101 Guide porta tastiera
3.103 Passacavi
3.106 Supporti e piattaforme per TV

DRAWERS FOR OFFICE, ELEMENTS AND MULTIMEDIA ACCESSORIES

Paddock drawers and filing drawers

3.90 Padplast drawer
3.97 Padframe filing drawer
3.99 Paddock accessories

Multimedia accessories

3.101 Extending keyboard shelf runners
3.103 Cable organizers
3.106 Supports and platforms for TV





INFORMAZIONI CASSETTO PADPLAST / PADPLAST DRAWER INFORMATION

CASSETTO PADPLAST
PADPLAST DRAWER



- Prodotto in PS antishock e disponibile in finitura nera.
- Dimensioni del cassetto: 480 x 375 x 84 mm.
- Utilizzabile per moduli con luce interna di 392 mm.
- Cassetto con doppi pareti laterale per occultare le guide.
- Compatibile con guide a sfere di altezza 27 mm estrazione parziale, 35 mm di estrazione totale e 45 mm estrazione totale con chiusura soft.
- Lunghezza di guide 480 mm.
- Arresto laterale per serratura nel lato destro.
- Disponibile per serratura standard e antiribaltamento.
- Cassetto archiviatore con asta portacartelle e squadra frontale.
- Dispone di vassoio porta matite e fresate laterali per montaggio divisori.
- Cassetto impilabile (240 cassetti per Europalet 1.200 x 800 x 2.200 mm).
- Possibilità di montaggio rivettato a mobile metallico.









- Made of impact resistant polystyrene and available in black colour.
- Drawer sizes: 480 x 375 x 84 mm.
- Suitable for module interiors of 392 mm.
- Double lateral wall drawer to conceal the runners.
- Compatible with ball bearing runnners height 27 mm with partial extension, height 35 mm with full extension and 45 mm with full extension and soft close.
- Length of runners 480 mm.
- Locking plastic piece on right side.
- Available for conventional lock and anti-tip lock.
- Can be made into filing drawer with folder hangers and front bracket.
- Pencil tray and side slots for adding dividers.
- Stackable (240 drawers per Europalet 1.200 x 800 x 2.200 mm).
- Can be of riveted to a metallic frame.

1- Cassetto Padplast
2- Guide per cassetto Padplast
3- Copertura per serrature
4- Squadretta per montaggio frontale cassetto
5- Asta portacartella
6- Asta per serrature
7- Serratura
8- Vite Paddock per montaggio guide
9- Vite M4 per montaggio cassetto

1- Padplast Drawer
2- Runners for Padplast drawer
3- Plastic side cover
4- Brackets to assembly drawer front
5- Folder frame
6- Bar for lock
7- Lock system
8- Paddock screw for runner assembly
9- M4 screw for drawer assembly

INFORMAZIONI CASSETTO PADPLAST / PADPLAST DRAWER INFORMATION

CASSETTO PADPLAST
PADPLAST DRAWER

Il cassetto Padplast è costruito in plastica, disponibile in colore nero. Progettato per essere usato assieme alla serratura standard antiribaltamento per moduli da due o tre cassetti. Dispone di laterali in plastica per nascondere le guide e di vari accessori per creare molteplici varianti.

The Padplast drawer is made of plastic and is available in black. Designed to include the conventional lock or anti-tip lock for two or three-drawer modules. It has a double side wall to hide the slides and accessories, that allow multiple compositions.

Serratura antiribaltamento
Anti-tip lock

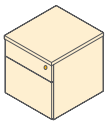

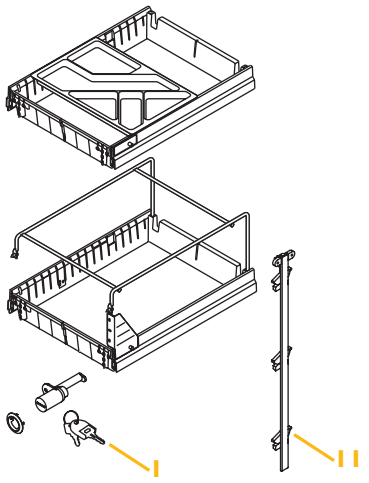

Max. 15 kg

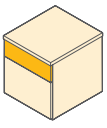

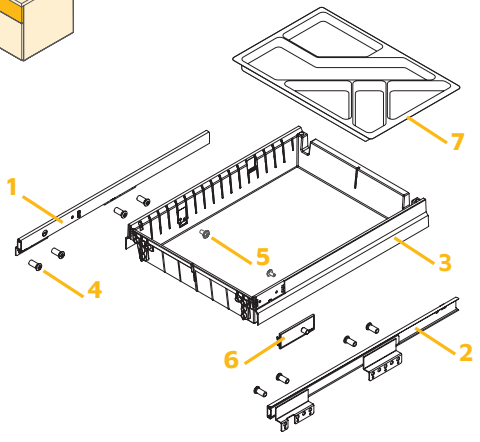

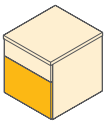

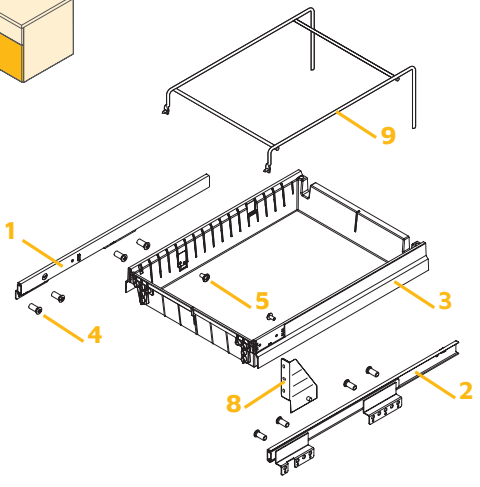

COMPOSIZIONI
COMPOSITIONS

A	I	II
392	**30342 07 14**	**30341 03** / **30340 03**

A	H		1	2	3	4	5
392	27mm	parciale partial	**3092105**	**3093105**	**3030617**	**3034705**	**5120009**
	35mm	totale total	**3092305**	**3093305**			
	45mm	totale total SLOW	**3029705**	**3030405**			

	A	B
SLOW	**4005621**	**3042117**

A	6	7
392	**3031017**	**3031917**

A	8	9
392	**3031417**	**3031814**

INFORMAZIONI CASSETTO PADPLAST / PADPLAST DRAWER INFORMATION

PADPLAST

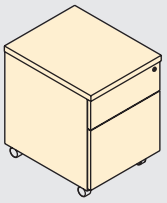

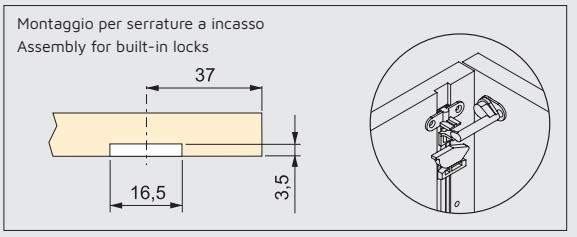

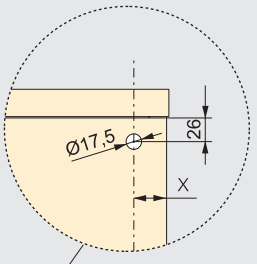

Forature serrature
Lock drilling

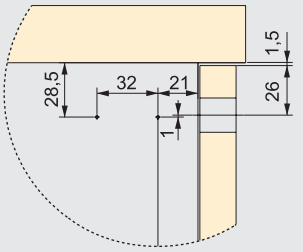

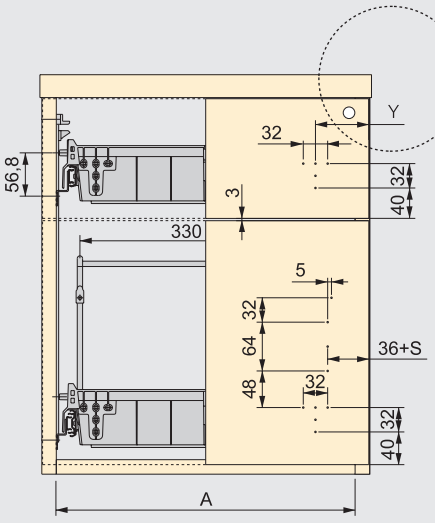

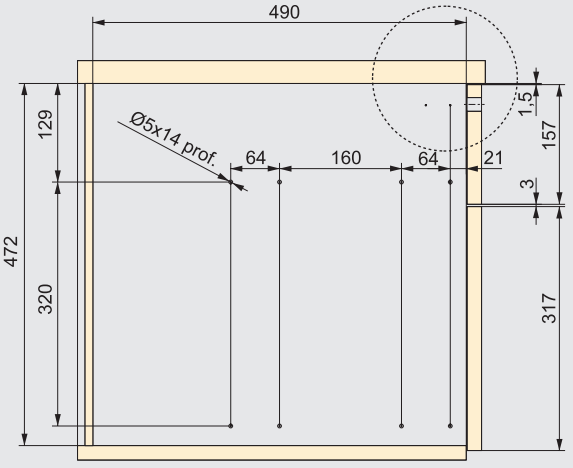

A	X	Y
392	17+S	52+S

S= Sormonto / Overlay

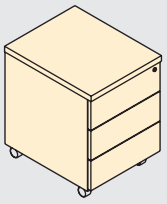

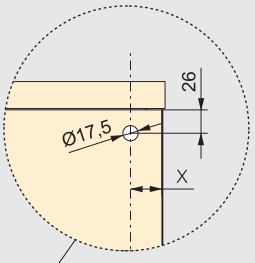

Forature serrature
Lock drilling

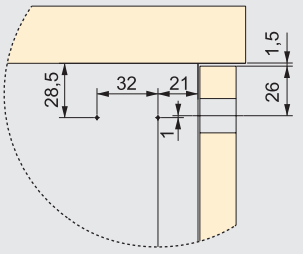

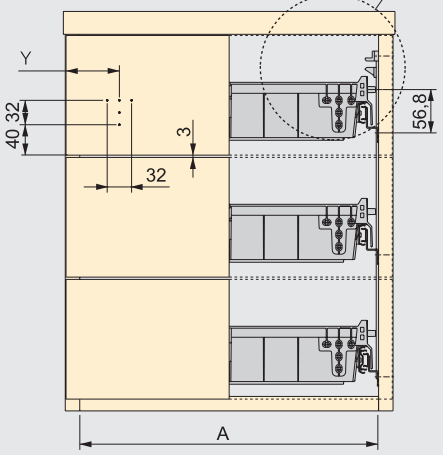

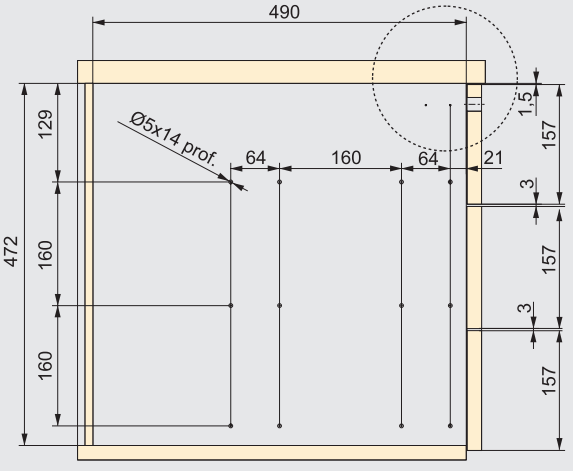

A	X	Y
392	17+S	52+S

S= Sormonto / Overlay

CASSETTO PADPLAST
PADPLAST DRAWER

Cassetto Padplast
Padplast drawer



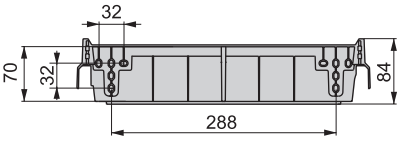

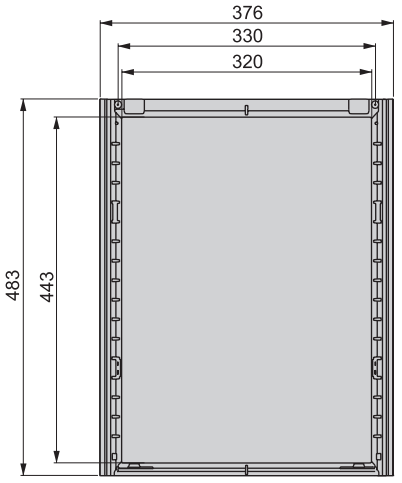

Cod.		
30306	**17**	20

Tecnoplastica / Plastic


3034705


5120009

Vite raccomandata per il montaggio di fronlale: Ø3 x 25 Cod. 5036905.

Recommended screw for the front assembly: Ø3 x 25 Cod. 5036905.

Guida 27 mm estrazione parziale
27 mm-high runner with partial extension



(A) Modulo Module	Descrizione Description	Cod.		
392	Destra / Right	**30931**	**05**	20
392	Sinistra / Left	**30921**	**05**	20

Acciaio / Steel



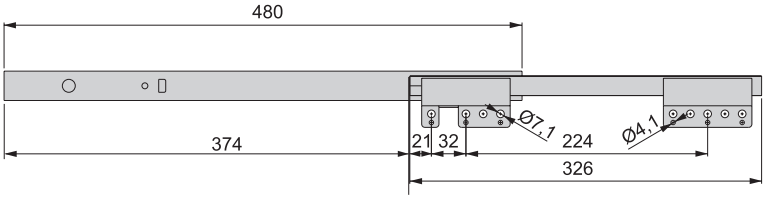

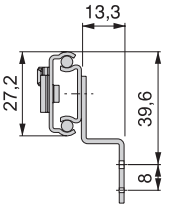

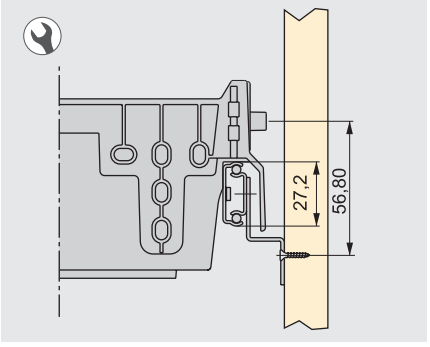

A392

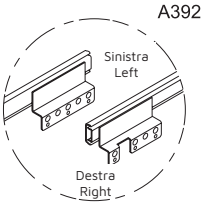

Guida 35 mm estrazione totale

35 mm-high runner with full extension

(A) Modulo Module	Descrizione Description	Cod.		
392	Destra / Right	**30933**	**05**	20
392	Sinistra / Left	**30923**	**05**	20

Acciaio / Steel



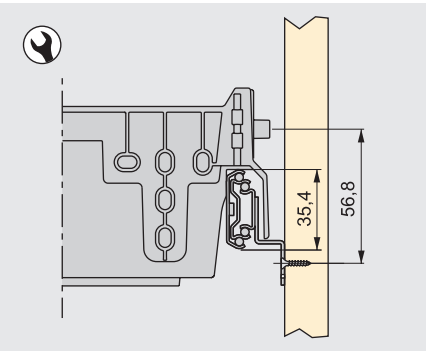



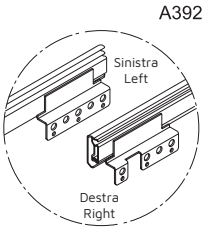

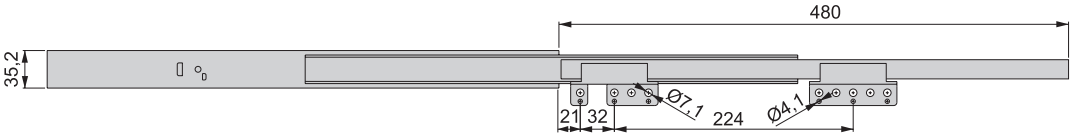

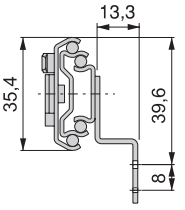

Guida 45 mm estrazione totale

45 mm-high runner with full extension

(A) Modulo Module	Descrizione Description	Cod.		
392	Destra / Right	**30304**	**05**	20
392	Sinistra / Left	**30297**	**05**	20

Acciaio / Steel





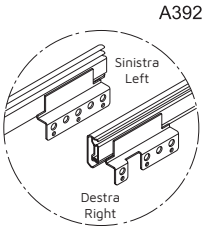

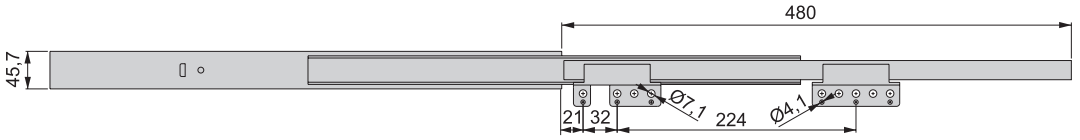

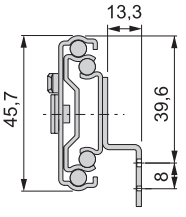

05 Zincato bianco / Zinc plated
17 Plastica nera / Black plastic
21 Plastica grigia / Grey plastic

Chiusura Soft per Padplast

Soft close mechanism for Padplast

Cod.		
40056	**21**	100

Tecnoplastica / Plastic



SLOW

Vite raccomandate Ø4x20 Cod. 5032405 o vite Euro Ø6x17 Cod. 5044005.

Recommended screw Ø4x20 Cod. 5032405 or Euro screw Ø6x17 Cod. 5044005.

- Si raccomanda il montaggio di 2 dispositivi per cassetto con il corrispondente attivatore.
- Si consegna per unità giacché si possono montare sia a destra che a sinistra.
- Non è compatibile con serratura Paddock.

- We recommend the installation of 2 mechanisms per drawer, with their corresponding activator.
- Supplied in single units as they can be used for either side.
- It is not compatible with the Paddock lock.

Attivatore per chiusura Soft Padplast

Activator for Padplast Soft close mechanism

Cod.		
30421	**17**	200

Tecnoplastica / Plastic



Vite raccomandate Ø3x16 Cod. 8017705.
Recommended screw Ø3x16 Cod. 8017705.

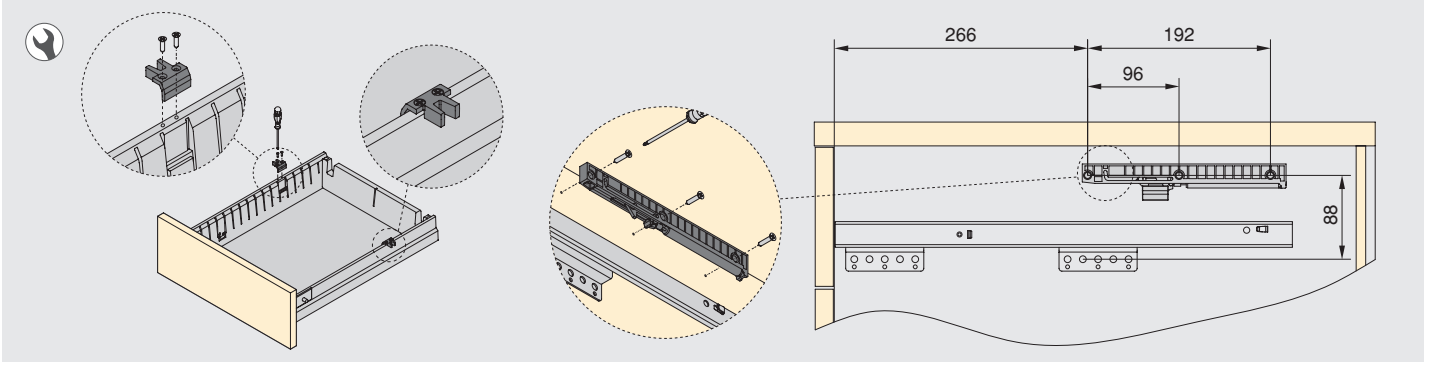



Fermacassetto per serratura antiribaltamento

Stop for anti-tip lock

(A) Modulo Module	L	Cod.		
392	9	**30310**	**17**	100

Tecnoplastica / Plastic



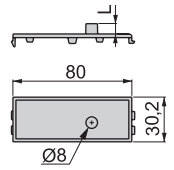

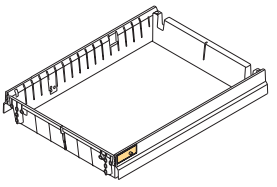

Squadretta per serratura antiribaltamento

Bracket for anti-tip lock

(A) Modulo Module	L	Cod.		
392	9	**30314**	**17**	20

Tecnoplastica / Plastic



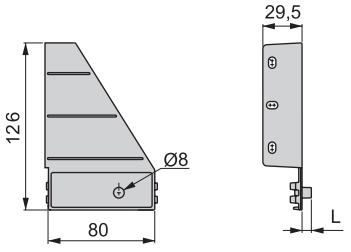

Vite raccomandata:
We recommend screw:
Ø4 x 15 Cod. 50376 05.

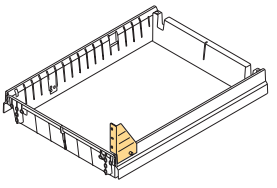

Asta portacartelle

Folder frame

Cod.		
30318	**14**	20

Acciaio / Steel

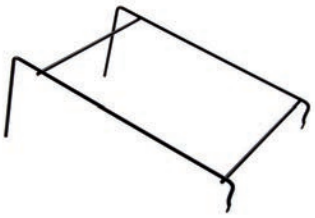

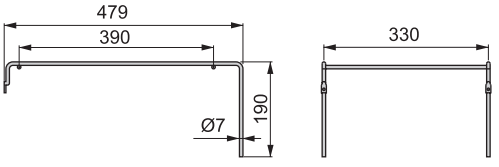

Vite raccomandata:
We recommend screw:
Ø4 x 15 Cod. 5037605.

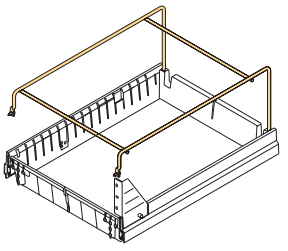

Vaschetta

Tray

Cod.		
30319	**17**	20

Tecnoplastica / Plastic



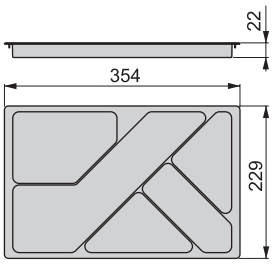

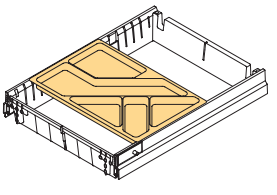

INFORMAZIONI SCHEDARIO PADFRAME / PADFRAME FILING DRAWER INFORMATION

SCHEDARIO PADFRAME
PADFRAME FILING DRAWER



- Per montaggio in armadi o cassettiere.
- Prodotto in lamiera d'acciaio.
- Verniciato nero texturizzato.
- Profondità: DIN A4 e Foolscap.
- Tre misure disponibili per vano luce da 750 a790 mm, 850 a 890 mm e 950 a 990 mm.
- Regolazione in larghezza di 40 mm.
- Compatibile con guide a sfere ad estrazione totale in altezza 45 mm.
- Dotato di 2 separatori porta cartelle.

- For assembly in chest drawer and cabinets.
- Made of steel plate.
- Painted textured black.
- Depth: DIN A4 349 and Foolscap.
- Three available widths for interior spaces of 750 x 790 mm, 850 x 890 mm and 950 x 990 mm.
- 40 mm width adjustment.
- Compatible ball bearing runners, 45 mm high full extension.
- Includes 2 file holders and dividers.





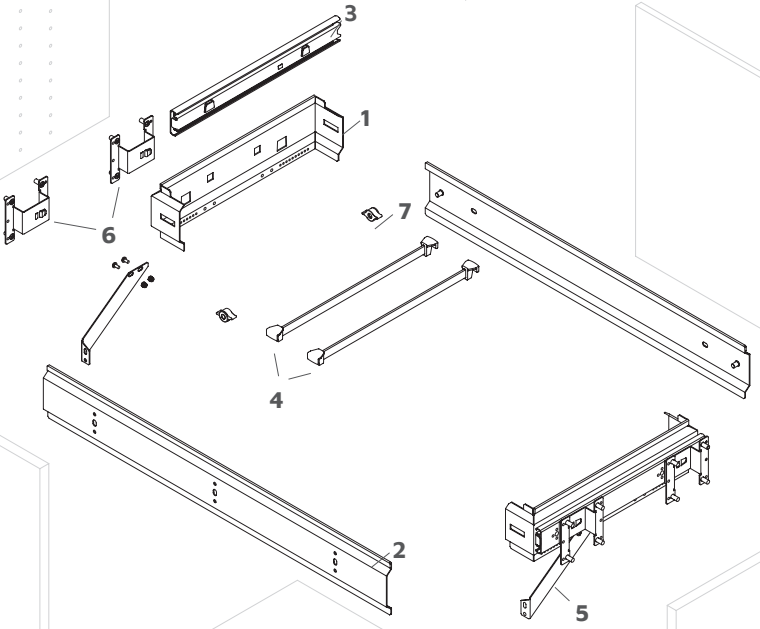

1- Laterali Padframe
2- Traverso Padframe
3- Guide Padframe
4- Separatori porta cartelle
5- Squadretta per frontale cassetto
6- Distanziale per montaggio con porte incernierate
7- Bussole per regolazione e fissaggio

1- Padframe sides
2- Padframe frame
3- Padframe runners
4- Folder dividers
5- Bracket to assembly drawers front
6- Spacer to assembly with hinged doors
7- Sockets for assembly and adjustment

Max. 45 kg

INFORMAZIONI SCHEDARIO PADFRAME / PADFRAME FILING DRAWER INFORMATION

SCHEDARIO PADFRAME
PADFRAME FILING DRAWER

Il schedario Padframe è costruito in acciaio verniciato in nero texturizzato. Grazie alle sue dimensioni, offre variate soluzioni per il montaggio in cassettiere e armadi. Sono modulabili in larghezza grazie alla regolazione 40 mm.

The Padframe folder frames are made of steel sheet, painted in black textured. Thanks to their size they provide solutions for assembly in drawers and cupboards. They can also be adapted width-wise 40 mm.

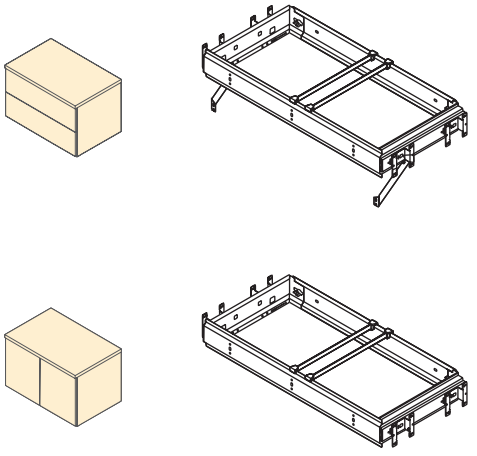

Max. 45 kg

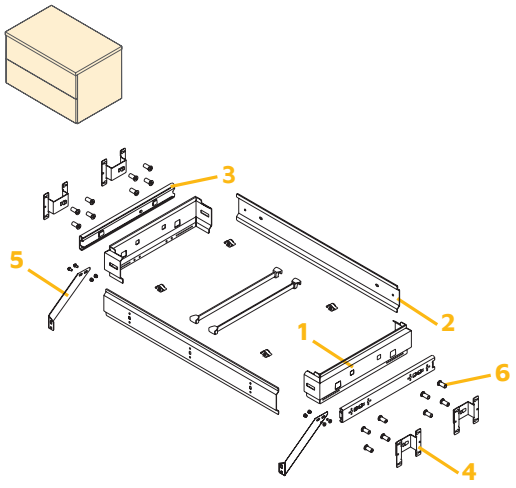

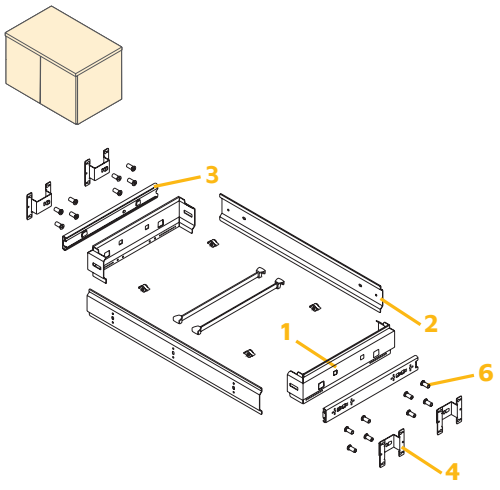

COMPOSIZIONI
COMPOSITIONS

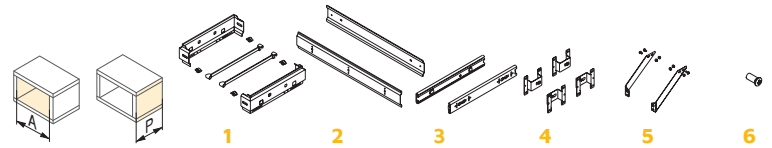

750-790			**30331 14**				
850-890	350	**30330 14**	**30332 14**	**30299 05**	**30305 05**	**30339 14**	**30347 05**
950-990			**30333 14**				

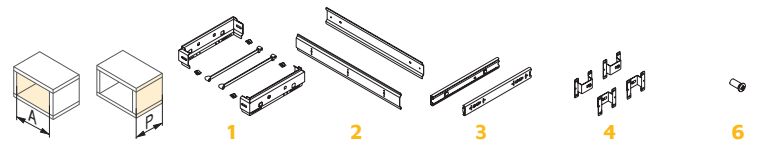

750-790			**30331 14**			
850-890	350	**30330 14**	**30332 14**	**30299 05**	**30305 05**	**30347 05**
950-990			**30333 14**			

INFORMAZIONI SCHEDARIO PADFRAME / PADFRAME FILING DRAWER INFORMATION

PADFRAME

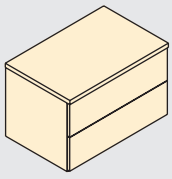

A	B
750 - 790	256
850 - 890	320
950 - 990	352

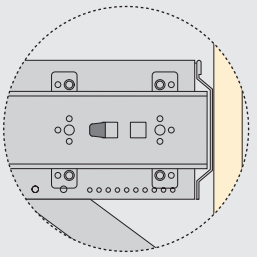

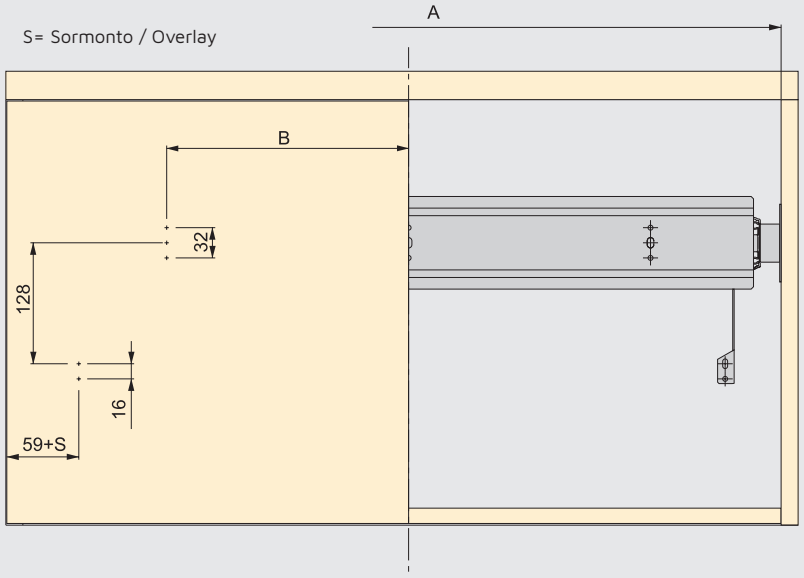

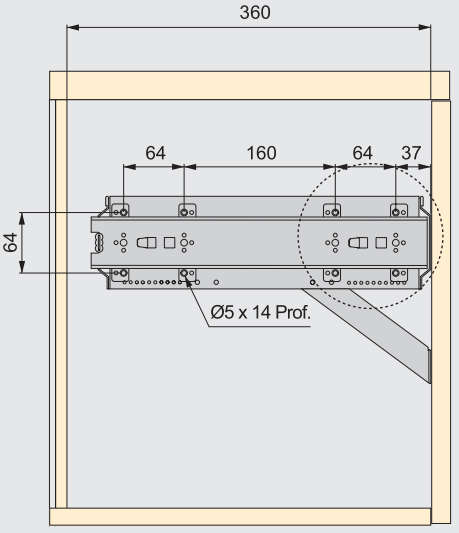

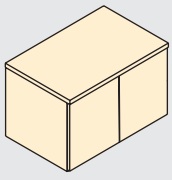

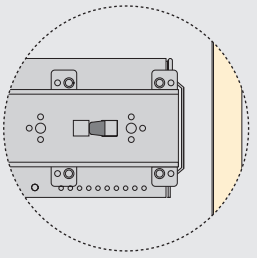

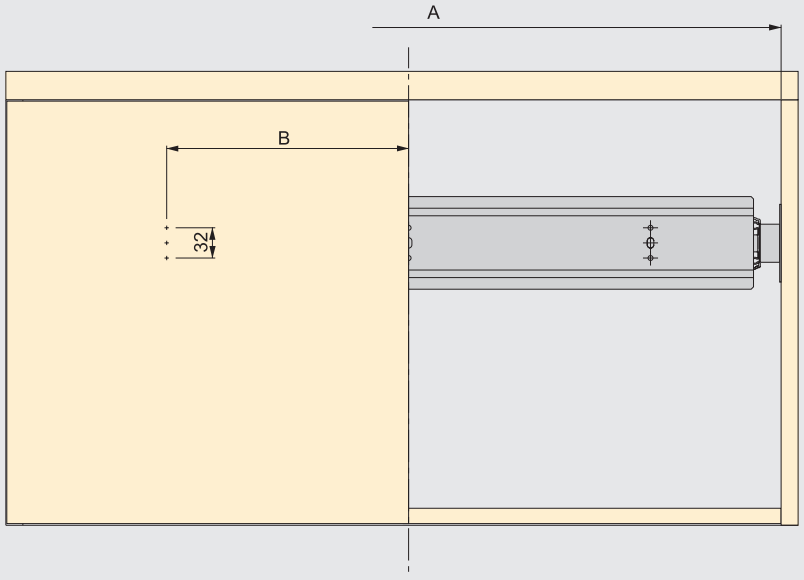

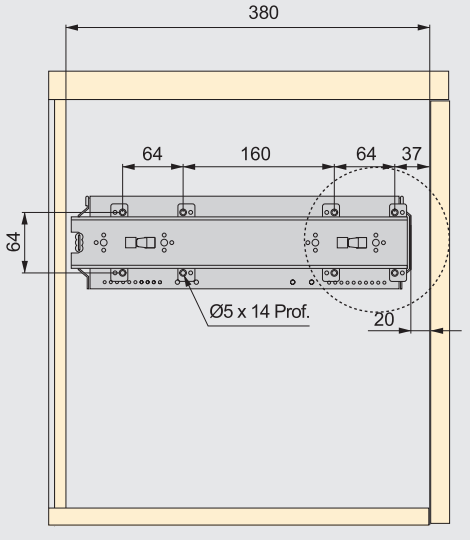

SCHEDARIO PADFRAME
PADFRAME FILING DRAWER

Laterale Padframe
Padframe frame

Prof. Depth	Cod.		
349	**30330**	**14**	5

Acciaio / Steel



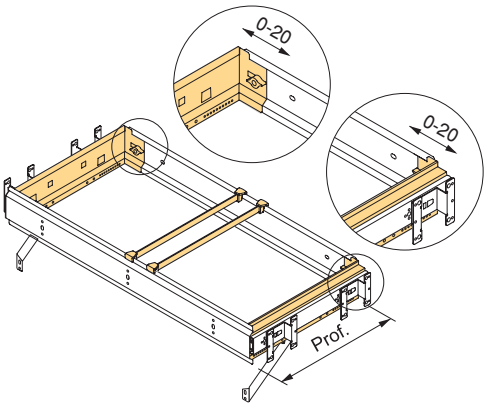

Traverso Padframe
Padframe frame

A	Cod.		
750 - 790	**30331**	**14**	5
850 - 890	**30332**	**14**	5
950 - 990	**30333**	**14**	5

Acciaio / Steel



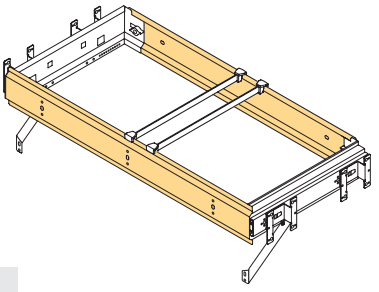

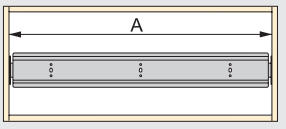

Vite raccomandata — Ø4 x 10 Cod. 5037505.
Recommended screw — Ø4 x 15 Cod. 5037605.

Guida 45 mm estrazione totale
45 mm-high runner with full extension

L	C	Cod.		
350	204,4	**30299**	**05**	10

Acciaio / Steel



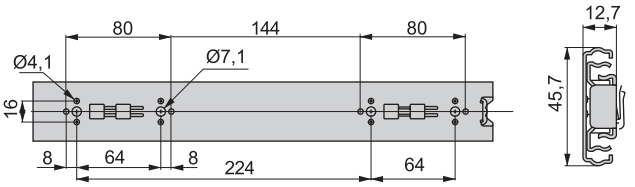



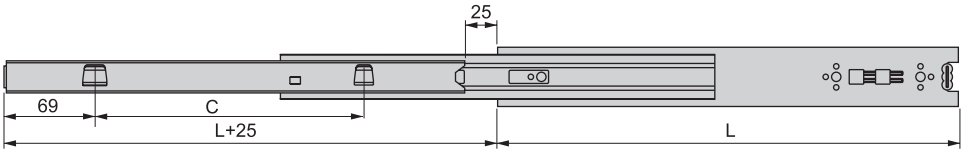

05 | Zincato bianco / Zinc plated
14 | Verniciato nero / Black painted

Distanziale Padframe

Padframe spacer

Cod.		
30305	**05**	40

Acciaio / Steel



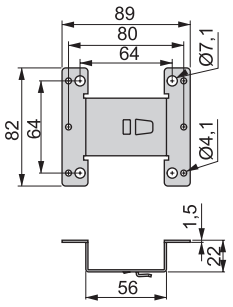

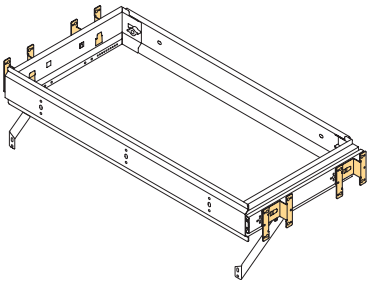

Squadretta per frontale cassetto

Bracket for drawer front

Cod.		
30339	**14**	5

Tecnoplastica / Plastic



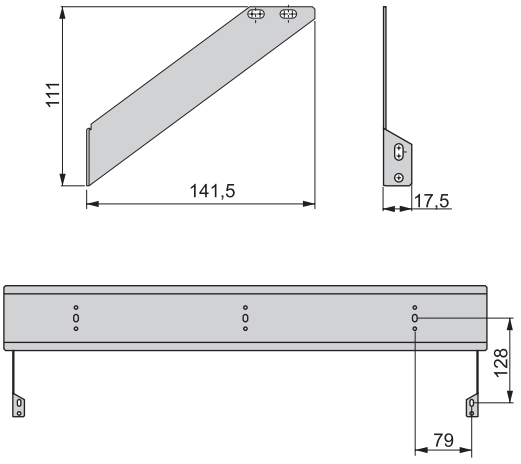

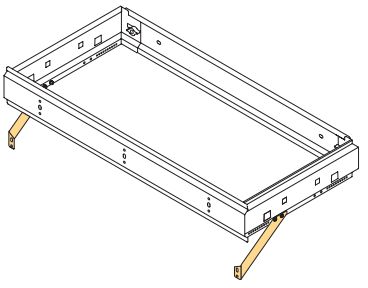

Vite raccomandata
We recommend screw
Ø4 x 10 Cod. 5037505.
Ø4 x 15 Cod. 5037605.



ACCESSORI PADDOCK
PADDOCK ACCESSORIES

Serratura antiribaltamento
Anti-tip lock



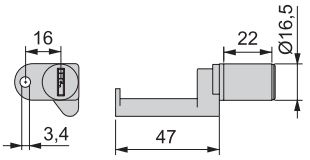

Cod.			
30342	**07**	**14**	50

Acciaio e tecnoplastica
Steel and plastic

Regleta para cerradura anti-vuelco
Anti-tip locking bar



Descrizione Description	C	X	Cod.		
A superficie Surface	8	17	**30340**	**03**	50
Ad incasso Built-in	6	14	**30341**	**03**	50

Acciaio e tecnoplastica
Steel and plastic

A superficie
Surface

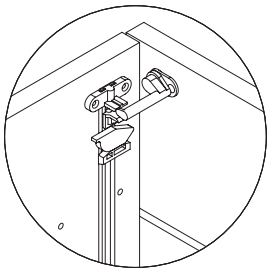

Ad incasso
Built-in

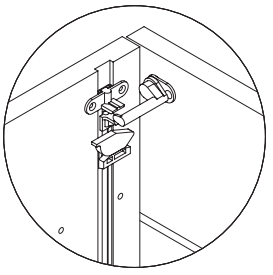

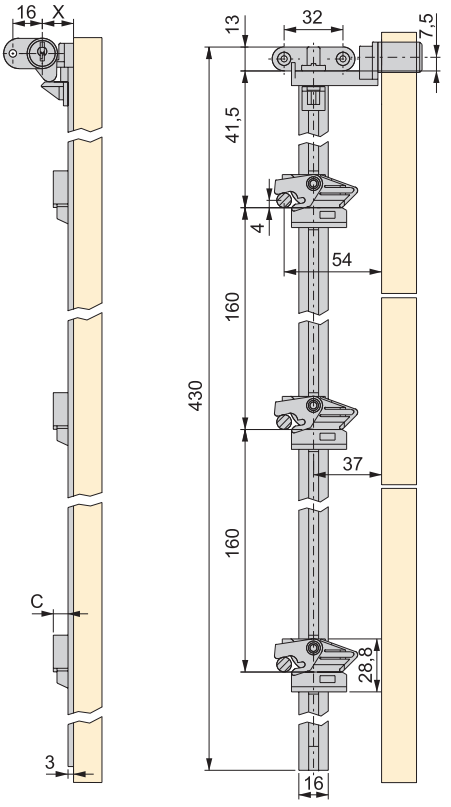

Ad incasso
Built-in

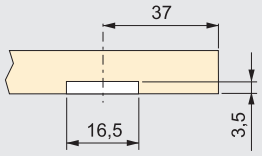

03 | Acciaio grezzo / Natural steel
05 | Zincato bianco / Zinc plated
07 | Nichelato / Nickel plated
09 | Zincato bianco negro / Zinc plated preto
14 | Verniciato nero / Black painted
17 | Plastica nera / Black plastic

Vite Euro Paddock

Paddock Euro screw



L	Cod.		
16	**30347**	**05**	2.000

Acciaio / Steel

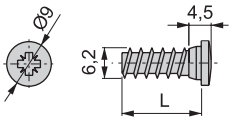

Vite Euro raccomandata per il montaggio delle guide al fianco.

Euro screw recommended for assembling the runners to the side.

Vite M4x7

M4x7 screw



Cod.		
51200	**09**	2.000

Acciaio / Steel

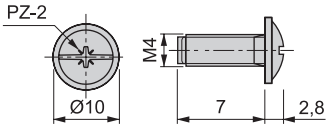

Vite raccomandata per la unione dei cassetti con le guide di altezza 27, 35 e 45 mm.

Recommended screw for assembling the drawer with the runners 27, 35 and 45 mm height.

Vaschetta

Tray



Cod.		
30329	**17**	20

Tecnoplastica / Plastic

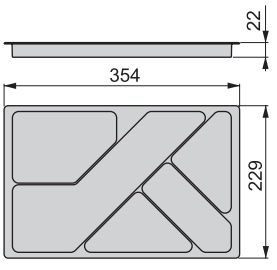

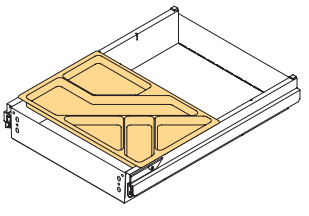

GUIDE PORTA TASTIERA
EXTENDING KEYBOARD SHELF RUNNERS

Guida a sfere con regolazione
Ajustable, ball bearing slide

Cod.		
41934	**09**	20

Acciaio / Steel



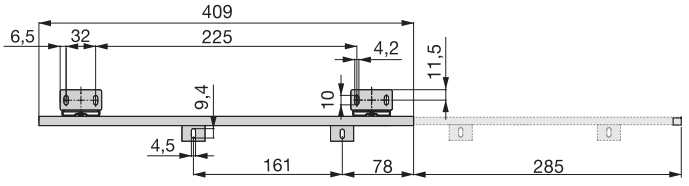

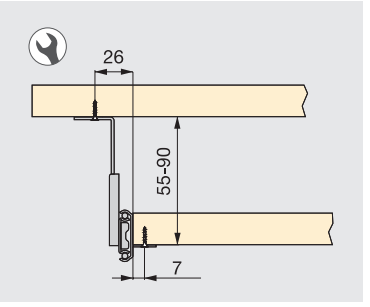

- Le piastre di supporto delle guide possono essere montate con la parte più lunga sia verso l'interno che verso l'esterno della guida stessa.
- Con fermo che permette il blocco del porta tastiera sulla posizione aperta o chiusa.

- The supports can be mounted facing out or in with tabs for screwing on the tray.
- With a closure which permits the keyboard tray to be fixed in its in or out position.

Guida a rulli senza regolazione
Non-adjustable, roller slide

Cod.		
42947	**25**	15

Acciaio / Steel



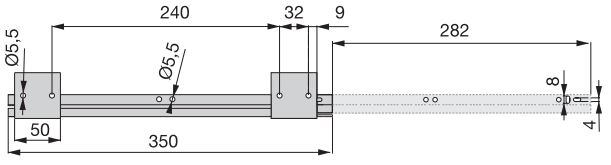

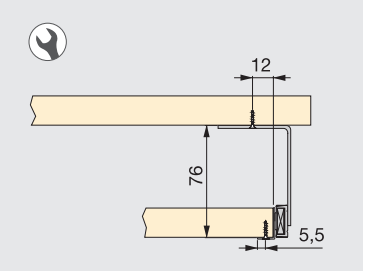

- Chiusura a caduta. Possibilità di ancoraggio laterale.

- Self-closing. May be side mounted.

09 Zincato bianco negro / Zinc plated preto
21 Plastica grigia / Grey plastic
25 Verniciato alluminio / Silver painted

Mickey 2

Cod.		
41931	**21**	5

Acciaio e tecnoplastica
Steel and plastic



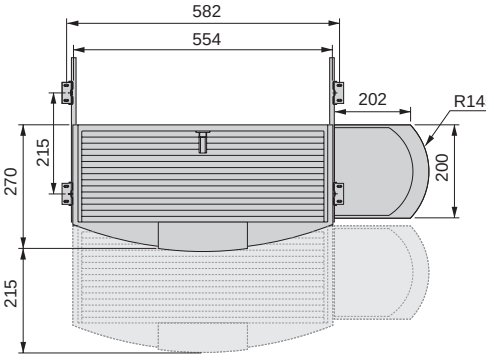

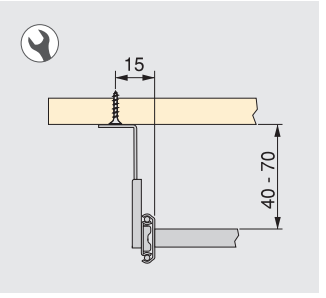

- Con guida a sfere.
- È incluso tappettino per il porta mouse.

- With ball bearing slides.
- A mat is included with the auxiliary mouse tray.

Supporto CPU

CPU support

Cod.		
62169	**25**	1

Acciaio / Steel



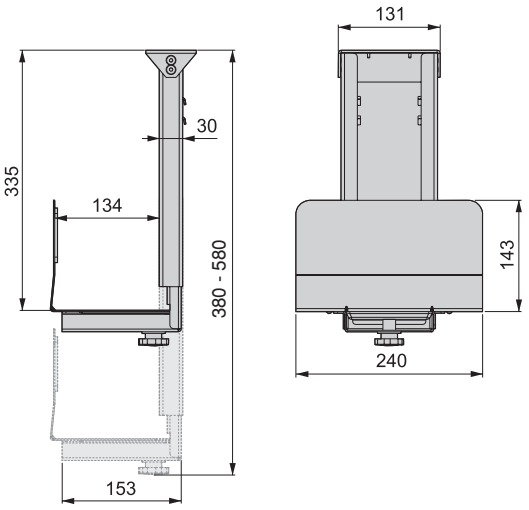

Max.
12 kg

- Si monta nella parte inferiore del tavolo, mediante viti.
- Incluso cuscinetto adesivo per appoggio CPU.

- Screw mounted to the underside of the desk top.
- Adhesive pads for the bottom of the CPU included.

PASSACAVI
CABLE ORGANIZERS

Quadrum

A	B	Cod.		
158	147	**50100**	**62**	5
269	257	**50124**	**62**	5

Alluminio / Aluminium



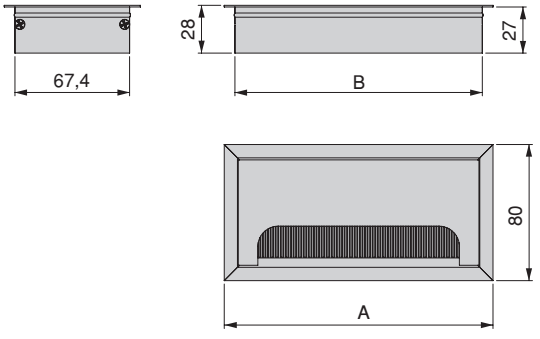

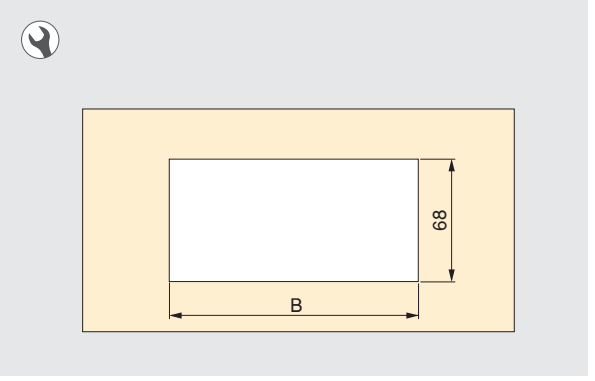





11 | Cromato brillo / Chrome plated
12 | Verniciato bianco / White painted
14 | Verniciato nero / Black painted
62 | Anodizzato opaco / Matt anodized

Plaswire 85

NEW

Cod.				
50125	**11**	**12**	**14**	15

Tecnoplastica / Plastic





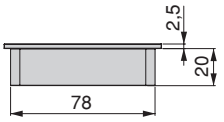

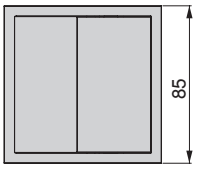

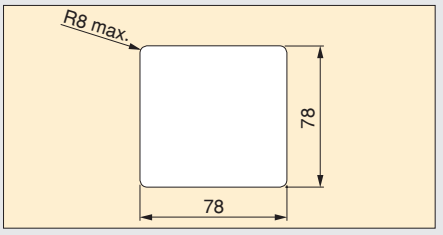

Plaswire 152

NEW

Cod.				
50126	**11**	**12**	**14**	10

Tecnoplastica / Plastic



3 posizioni / 3 positions

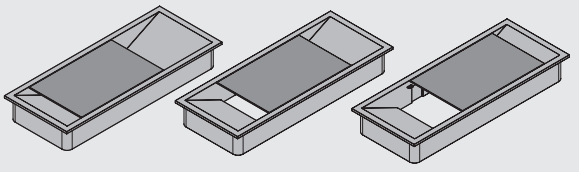



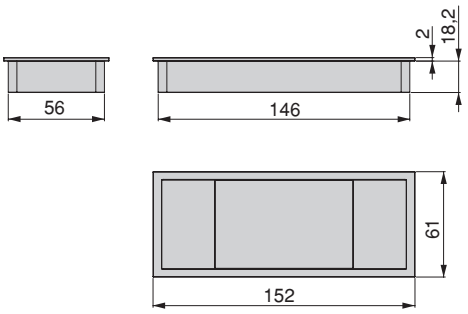

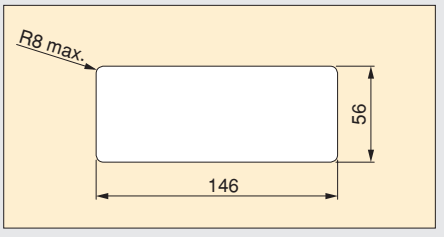

Circum



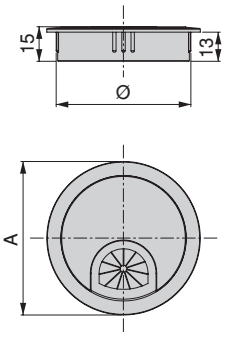

Ø	A	Cod.			
60	68,5	**50067**	**11**	**64**	8
80	90	**50225**	**11**	**64**	7

Tecnoplastica / Plastic

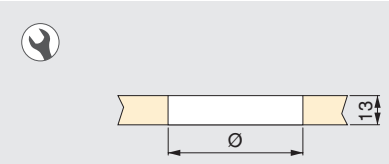

Passacavi da tavolo

Circular cable organizer



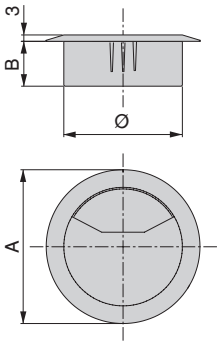

Ø	A	B	Cod.				
60	71	14	**51238**	**15**	**17**	**21**	100
80	95	20	**51239**	-	**17**	**21**	100

Tecnoplastica / Plastic

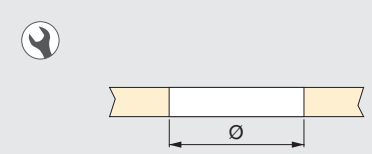

Pipe 4



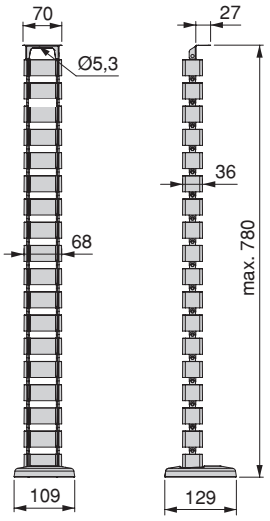

Cod.		
62100	**25**	10

Tecnoplastica / Plastic

11 Cromato brillo / Chrome plated | 14 Verniciato nero / Black painted | 15 Plastica bianca / White plastic | 17 Plastica nera / Black plastic | 21 Plastica grigia / Grey plastic | 25 Verniciato alluminio / Silver painted | 64 Cromato opaco / Matt chrome plated

SUPPORTI E PIATTAFORME PER TV
SUPPORTS AND PLATFOMS FOR TV

Giro



Max. 100 kg

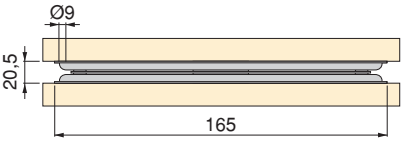

Cod.		
49526	**14**	20

Acciaio / Steel

- Scorrimento mediante sfere.
- Movement with ball bearing.

Lift - Vision



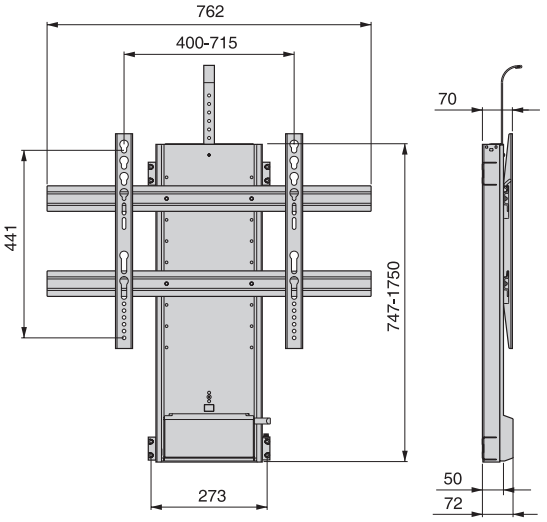

Cod.		
60098	**14**	1

Acciaio / Steel

CE | Min. 5 kg | Max. 100 kg |

- Supporto motorizzato per televisioni.
- Corsa del supporto fino ad un metro.
- Comprende interruttore manuale ad incasso e telecomando a distanza a radio frequenza.
- Alimentazione 110-240V AC / 50-60Hz.
- Comprende adattatore tipo G per UK.
- Dispositivo di sicurezza con ritorno in discesa per evitare impigliamento.
- Fine corsa regolabile in discesa.
- Compatibili con agganci televisori VESA: 200x100 - 200x200 - 300x300 - 400x100 400x200 - 400x400 - 600x100 - 600x200 - 600x400.

- Motorized lifting support for televisions.
- Route of the support until a meter.
- Has a manual switch which can be set into the cabinet, and a radio operated remote control.
- It requires an electrical supply of 110-240 VAC / 50-60Hz.
- Includes a type G adapter (UK).
- A push-back safety mechanism is in place to avoid anything getting caught as the television is lowered.
- End of adjustable race in the slope.
- Compatible with televisions VESA: 200x100 - 200x200 - 300x300 - 400x100 - 400x200 - 400x400 - 600x100 - 600x200 - 600x400.

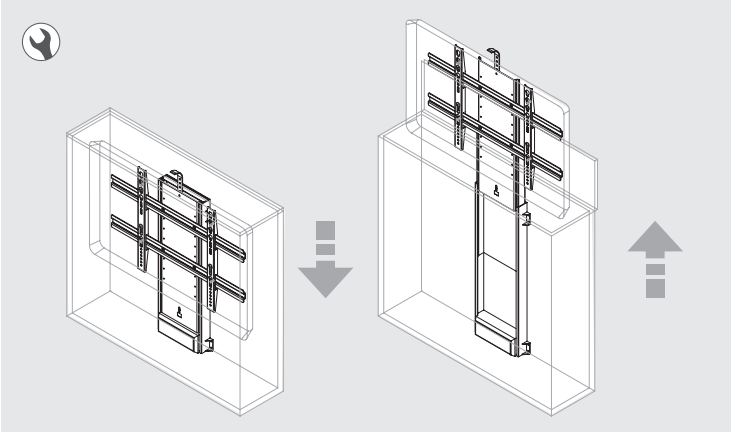



4

SISTEMI DI ASSEMBLAGGIO

FASTENER SYSTEMS





4.1 Sistemi di montaggio

Sistemi di assemblaggio per mobili

4.05 Supporto Rostro
4.07 Supporto Escac
4.08 Montaggio System Ø10
4.10 Montaggio System Ø14
4.12 Montaggio System Ø15
4.13 Montaggio System Ø16
4.15 Eccentrici T12
4.16 Eccentrici K12
4.18 Eccentrici T15
4.22 Eccentrici Ø16
4.23 Eccentrici Ø25
4.24 Eccentrici Trik Ø35
4.25 Eccentrici Big Ø35
4.26 Agganci Ø35

Sistemi di montaggio

4.26 Blocchetti con eccentrico interno
4.27 Supporto Normal 720
4.27 Agganci Block System
4.28 Squadrette di unione
4.29 Fermaschiene
4.30 Sistemi di unione a pressione

4.2 Reggipiani per mobili

Sistema interparete per ripiani

4.33 Supporti Uniblock
4.34 Supporti Fix Ø20
4.35 Supporti Luna
4.36 Supporti Monoghost 12
4.37 Supporti 120/A Ø19
4.38 Supporti 520/A Ø25
4.38 Supporti ISI Ø15

Reggipiani per legno

4.39 Reggipiani per legno

Reggipiani per vetro

4.43 Reggipiani per vetro

4.3 Viti, bussole, paracolpi e coprifori

Viti e bussole

4.49 Viti metriche
4.51 Viti Euro
4.51 Viti dirette per chiave esagonale
4.52 Viti TSP pozidrive autofilettanti
4.54 Punte, portapunte e chiavi esagonali
4.55 Bussole

Paracolpi e coprifori

4.58 Paracolpi
4.59 Coprifori

4.4 Sistemi di assemblaggio a parete

Reggimensole a parete

4.63 Reggimensole a parete

Reggipensili per moduli

4.67 Reggipensile per moduli base appesi
4.69 Reggipensili per moduli alti

4.1 Mounting systems

Furniture assembly systems

4.05 Rostro support
4.07 Escac support
4.08 Ø10 System assembling
4.10 Ø14 System assembling
4.12 Ø15 System assembling
4.13 Ø16 System assembling
4.15 T12 cams
4.16 K12 cams
4.18 T15 cams
4.22 Ø16 cams
4.23 Ø25 cams
4.24 Ø35 Trik cam
4.25 Ø35 Big cams
4.26 Ø35 assembling

Mounting systems

4.26 Internal cam fasteners
4.27 Normal 720 fasteners
4.27 Block System fasteners
4.28 Joint braces
4.29 Back panel fasteners
4.30 Knock-in fasteners

4.2 Shelf supports

Shelf fastener systems

4.33 Uniblock supports
4.34 Ø20 Fix supports
4.35 Luna supports
4.36 Monoghost 12 supports
4.37 Ø19 Insert fasteners
4.38 Ø25 Insert fasteners
4.38 Ø15 Insert fasteners

Wooden shelf supports

4.39 Wooden shelf supports

Glass shelf supports

4.43 Glass shelf supports

4.3 Screws, sockets, bumpers and covercaps

Screws and sockets

4.49 Metric screws
4.51 Euro screws
4.51 Self-tapping allen screws
4.52 Self-tapping pozidrive screws
4.54 Bits, bit holders and allen keys
4.55 Sockets

Bumpers and covercaps

4.58 Bumpers
4.59 Covercaps

4.4 Wall fastener systems

Wall fastener systems

4.63 Wall shelf supports

Suspended module hangers

4.67 Hanging bracket for suspended lower modules
4.69 Suspended high module hangers

4.1
03/30

SISTEMI DI MONTAGGIO

Sistemi di assemblaggio per mobili

4.05 Supporto Rostro
4.07 Supporto Escac
4.08 Montaggio System Ø10
4.10 Montaggio System Ø14
4.12 Montaggio System Ø15
4.13 Montaggio System Ø16
4.15 Eccentrici T12
4.16 Eccentrici K12
4.18 Eccentrici T15
4.22 Eccentrici Ø16
4.23 Eccentrici Ø25
4.24 Eccentrici Trik Ø35
4.25 Eccentrici Big Ø35
4.26 Agganci de Ø35

Sistemi di montaggio

4.26 Blocchetti con eccentrico interno
4.27 Supporto Normal 720
4.27 Agganci Block System
4.28 Squadrette di unione
4.29 Fermaschiene
4.30 Sistemi di unione a pressione

MOUNTING SYSTEMS

Furniture assembly systems

4.05 Rostro support
4.07 Escac support
4.08 Ø10 System assembling
4.10 Ø14 System assembling
4.12 Ø15 System assembling
4.13 Ø16 System assembling
4.15 T12 cams
4.16 K12 cams
4.18 T15 cams
4.22 Ø16 cams
4.23 Ø25 cams
4.24 Ø35 Trik cam
4.25 Ø35 Big cams
4.26 Ø35 assembling

Mounting systems

4.26 Internal cam fasteners
4.27 Normal 720 fasteners
4.27 Block System fasteners
4.28 Joint braces
4.29 Back panel fasteners
4.30 Knock-in fasteners





SUPPORTO ROSTRO
ROSTRO SUPPORT



Aggancio Rostro
Rostro catch

Cod.		
40104	**01**	250

Zama / Zamak



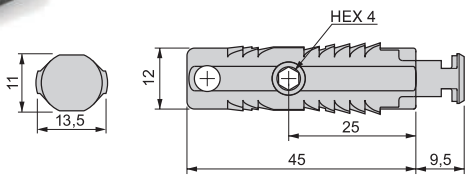

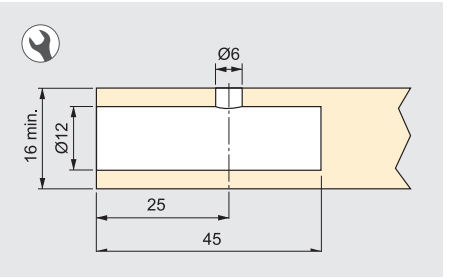

Bussola zama
Zamak socket

Cod.		
40106	**01**	250

Zama / Zamak



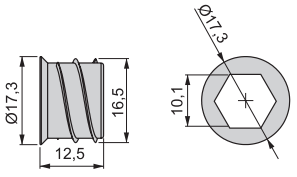

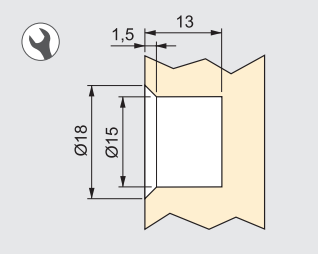

Bussola doppia
Double socket

Cod.		
40107	**01**	125

Zama / Zamak



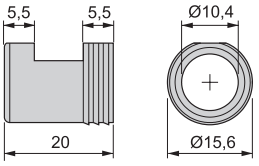

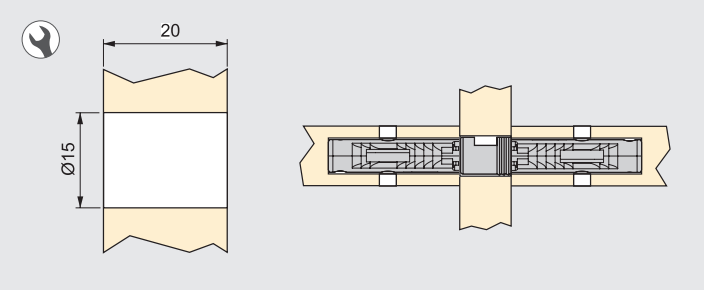

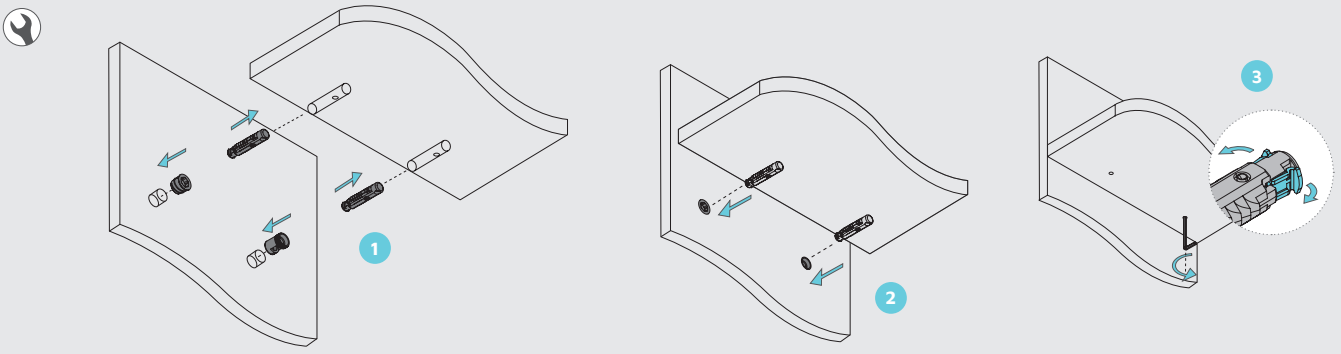

- Sistema di giunzione per mobili completamente nascosto e dal fissaggio molto forte.
- A joining system for furniture that is practically hidden and with high strength tightening.

01 | Zama grezza / Natural zamak
07 | Nichelato / Nickel plated
17 | Plastica nera / Black plastic

Regolabile Rostro

Rostro leveller

Cod.	
40108	**17**	25

Tecnoplastica e acciaio
Plastic and steel



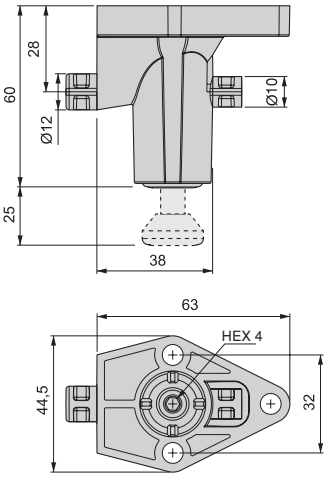

*Include una chiave esagonale per confezione.
*Each box contains one Allen key.

Chiave per regolabile Rostro

Allen key for Rostro leveller

Cod.	
40133	**07**	1

Acciaio / Steel



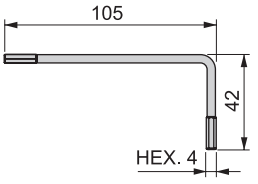

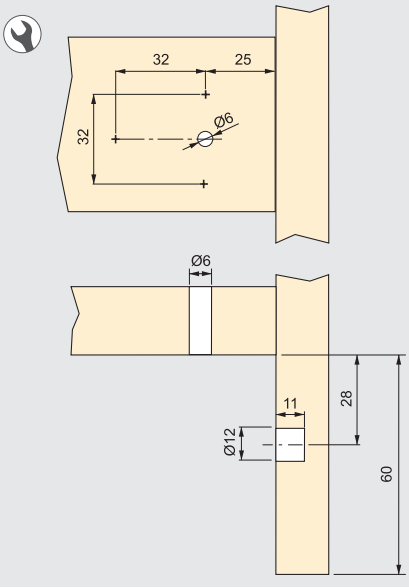

MONTAGGIO REGOLABILE CON AGGANCIO ROSTRO
LEVELLER WITH ROSTRO CATCH ASSEMBLY

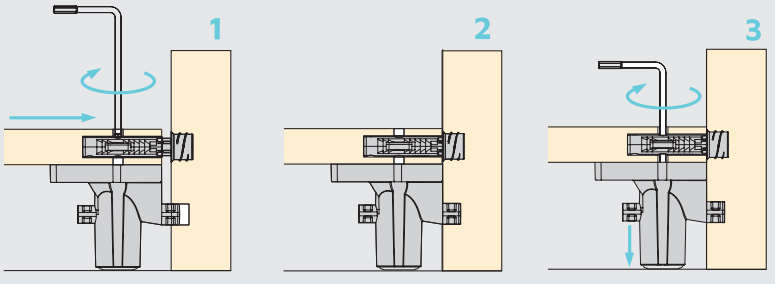

SUPPORTO ESCAC
ESCAC SUPPORT



Regolabile
Leveller



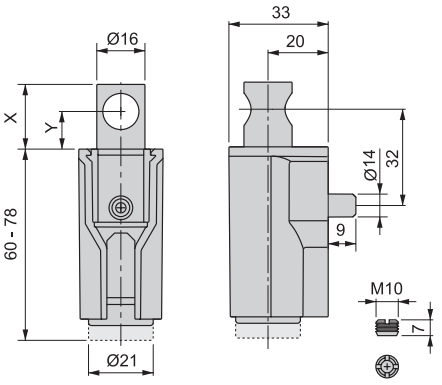

X	Y	E	Cod.		
20,5	11	22	**40076**	**05**	100
24	12,5	25	**40075**	**05**	100

Acciaio, tecnoplastico e zama
Steel, plastic and zamak

- Doppia funzione sia come aggancio system sia come livellatore.
- Per azionare il piedino usare una chiave esagonale da 4.

- Double function as both fastening system and leveller.
- Use hexagon key 4.

Tirante
Bolt



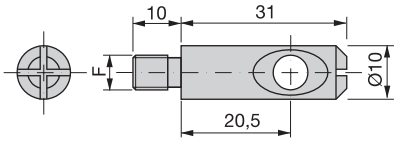

F	Cod.		
M6	**81948**	**05**	1.000
M8	**81947**	**05**	1.000

Acciaio / Steel

Copriforo
Covercap



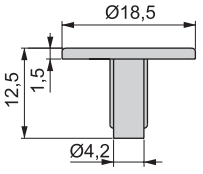

Cod.		
40077	**15**	2.000

Tecnoplastica / Plastic

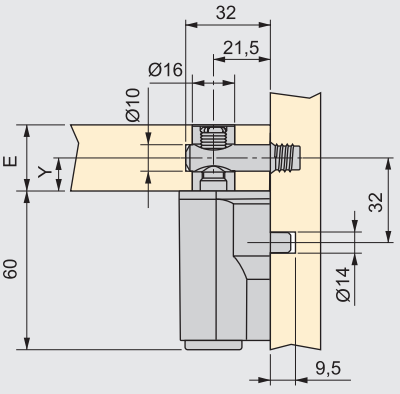

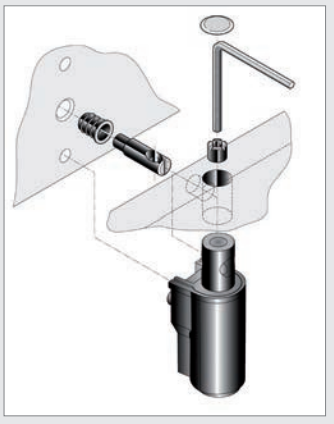

05 | Zincato bianco / Zinc plated
09 | Zincato nero / Black zinc plated
15 | Plastica bianca / White plastic

MONTAGGIO SYSTEM Ø10
Ø10 SYSTEM ASSEMBLING

Ø10

Boccola
Housings



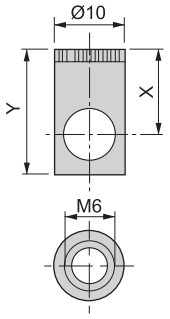

X	Y		Cod.			
7	12,5	14	**80126**	**05**	**09**	2.000
8	14	16	**80125**	**05**	**09**	2.000
9	15	18	**80124**	**05**	-	2.000
13	19	26	**80122**	**05**	-	2.000

Acciaio / Steel

Vite a cono
Conical screw



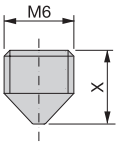

X		Testa Head	Cod.			
6,5	12	HEX 3	**51293**	**05**	-	500
8	14-16-18-22-26	HEX 3	**70090**	-	**09**	2.000
8	14-16-18-22-26	PZ-2	**80103**	**05**	-	2.000

Acciaio / Steel

- Fabbricato in acciaio stampato.
- Made of molded steel.

Tirante
Bolt



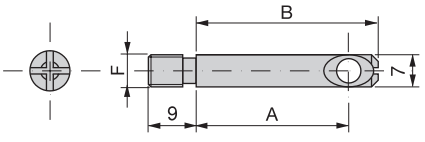

A	B	F	Cod.		
18,5	26	UE M6 ITA 6MA	**80130**	**05**	1.000
20	27	UE M6 ITA 6MA	**80129**	**05**	1.000
28,5	36	UE M6 ITA 6MA	**80128**	**05**	1.000
30	36	UE M6 ITA 6MA	**80127**	**05**	1.000

Acciaio / Steel

- Fabbricato in acciaio tornito.
- Made of spun steel.

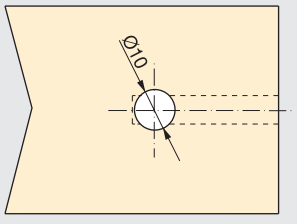

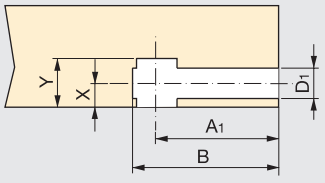

Tirante Bolt A	Foratura Drilling A_1
18,5	20
20	21,5
28,5	30
30	31,5

Tirante Bolt Ø	Foratura Drilling D_1
6	Ø6,5
7	Ø7,5

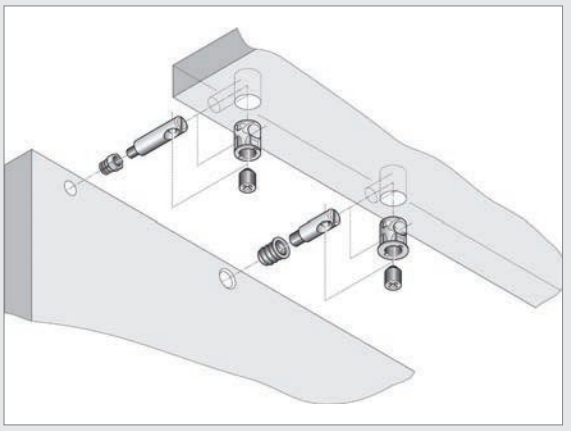

Tirante doppio
Double bolt



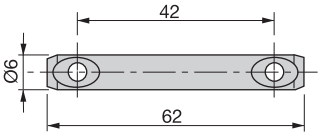

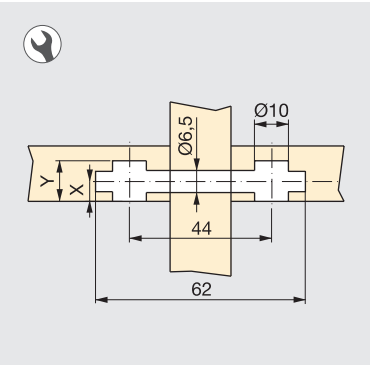

Cod.		
52323	**05**	1.000

Acciaio / Steel

- Fabbricato in acciaio tornito.
- Made of spun steel.

Tirante doppio 90°
Double 90° bolt



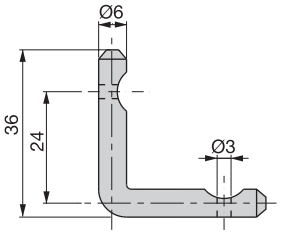

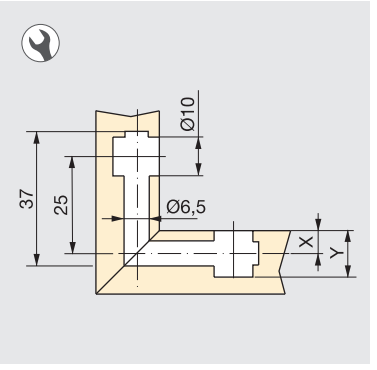

Cod.		
51364	**05**	1.000

Acciaio / Steel

- Fabbricato in acciaio tornito.
- Made of spun steel.

Tirante snodato
Double articulated bolt



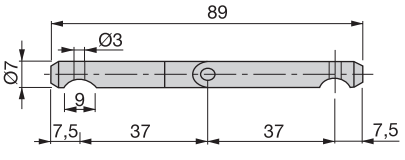

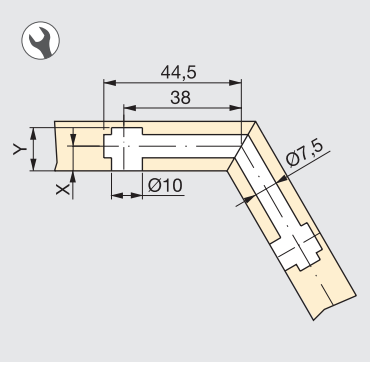

Cod.		
50122	**05**	500

Acciaio / Steel

- Fabbricato in acciaio tornito.
- Made of spun steel.

MONTAGGIO SYSTEM Ø14
Ø14 SYSTEM ASSEMBLING

Ø14



Boccola
Housings



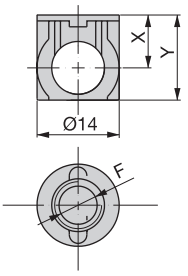

X	Y	F		Cod.			
7	12	UE M8x1 ITA 8MB	14	**80312**	-	**05**	1.000
8	14	UE M8x1 ITA 8MB	16	**80106**	-	**05**	1.000
9	14,5	UE M8x1 ITA 8MB	18	**44351**	**01**	**05**	1.000
9	14,5	UE M8 ITA 8MA	18	**44172**	**01**	**05**	1.000
10	15,5	UE M8x1 ITA 8MB	20	**80350**	-	**05**	1.000

Zama / Zamak

Boccola con bordo
Housing with cover rim



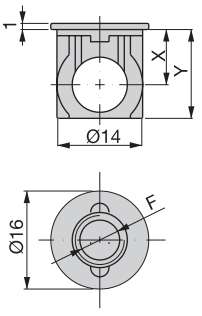

X	Y	F		Cod.		
9	14,5	UE M8x1 ITA 8MB	18	**44349**	**05**	1.000
9	14,5	UE M8 ITA 8MA	18	**44170**	**05**	1.000
12,5	18	UE M8 ITA 8MA	25	**80087**	**05**	1.000

Zama / Zamak

Vite a cono
Conical screw



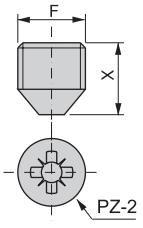

X	F		Cod.		
8,5	UE M8x1 ITA 8MB	14-16-18	**81461**	**05**	1.000
8,5	UE M8 ITA 8MA	18	**81462**	**05**	1.000
10	UE M8x1 ITA 8MB	20	**81118**	**05**	1.000
10	UE M8 ITA 8MA	20	**81119**	**05**	1.000
12	UE M8 ITA 8MA	25	**81121**	**05**	1.000

Acciaio / Steel

- Fabbricato in acciaio stampato.
- Made of molded steel.

X	F		Cod.		
10	UE M8 ITA 8MA	18	**80690**	**05**	1.000

Zama / Zamak

Tirante
Bolt



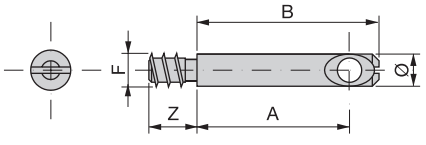

A	B	Z	Ø	F	Cod.		
18,5	26	9	7	EU M6 ITA 6MA	**80130**	**05**	1.000
20	27	8	8	EU M8 ITA 8MA	**80109**	**05**	1.000
20	27	9	7	EU M6 ITA 6MA	**80129**	**05**	1.000
28,5	36	9	7	EU M6 ITA 6MA	**80128**	**05**	1.000
30	36	9	7	EU M6 ITA 6MA	**80127**	**05**	1.000

Acciaio / Steel

- Fabbricato in acciaio tornito.
- Made of spun steel.

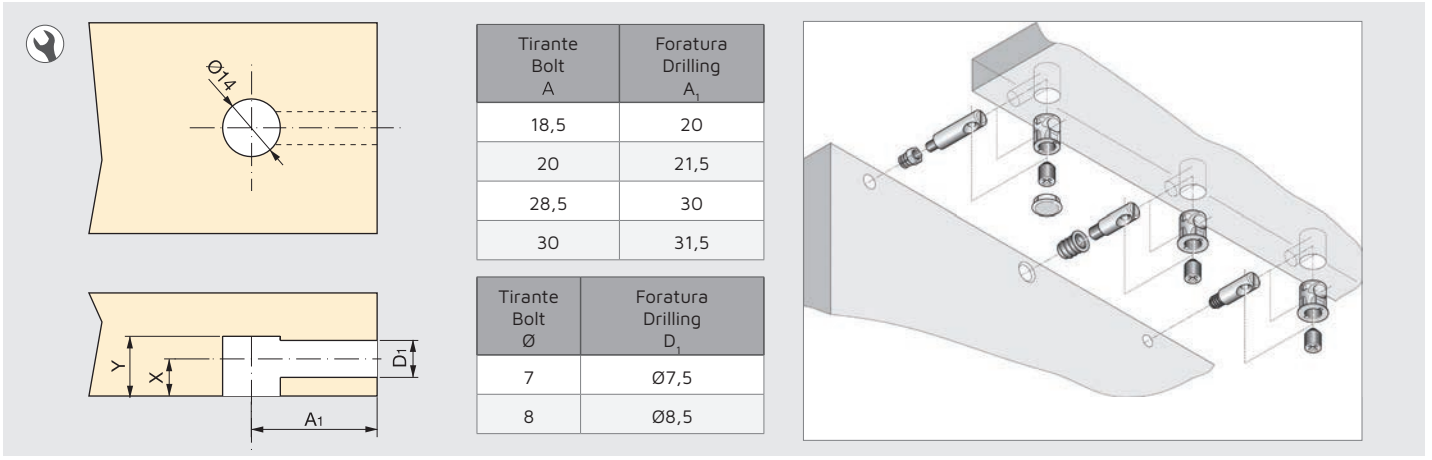

Tirante Bolt A	Foratura Drilling A_1
18,5	20
20	21,5
28,5	30
30	31,5

Tirante Bolt Ø	Foratura Drilling D_1
7	Ø7,5
8	Ø8,5

Tirante doppio
Double bolt



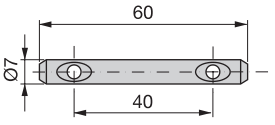

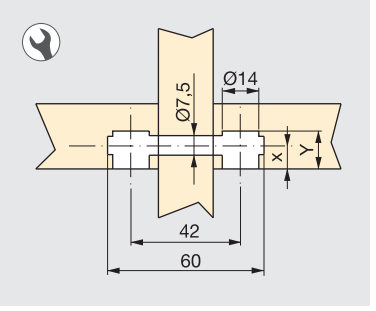

Cod.		
84108	**05**	500

Acciaio / Steel

- Fabbricato in acciaio tornito.
- Made of spun steel.

Tirante doppio 90°
Double 90° bolt



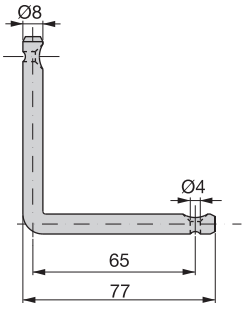

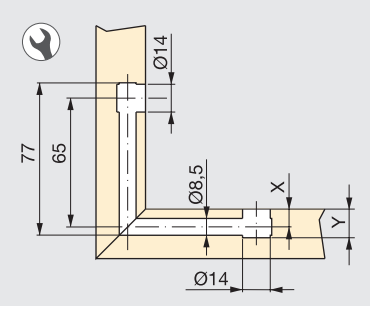

Cod.		
80117	**05**	250

Acciaio / Steel

- Fabbricato in acciaio tornito.
- Made of spun steel.

Copriforo per vite a cono
Screw covercap



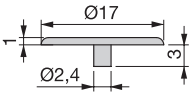

Cod.		
90719	**15**	1.000

Tecnoplastica / Plastic

Copriforo per foro
Drill-hole covercap



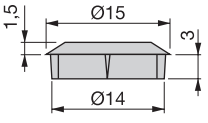

Cod.		
90107	**15**	1.000

Tecnoplastica / Plastic

MONTAGGIO SYSTEM Ø15
Ø15 SYSTEM ASSEMBLING

Ø15



Boccola
Housings

NEW



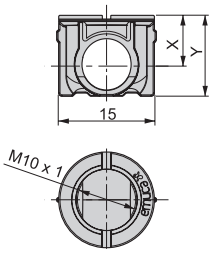

	X	Y	Cod.		
16	8	12,5	**42053**	**05**	1.000
18	9	13,5	**42052**	**05**	1.000

Zama / Zamak

Vite a cono
Conical screw

NEW



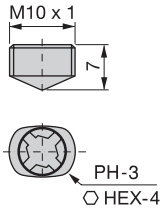

	Cod.		
16 - 18	**41341**	**05**	1.000

Zama / Zamak

Tirante
Bolt



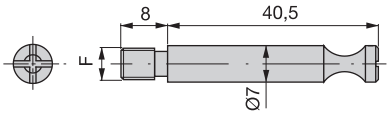

F	Cod.		
UE M6 ITA 6MA	**80048**	**05**	1.000

Acciaio / Steel

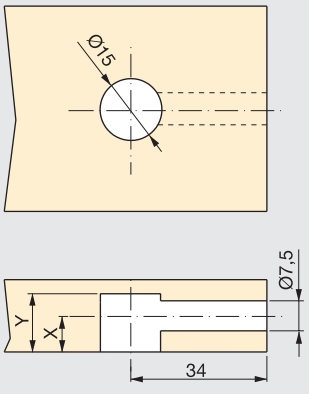

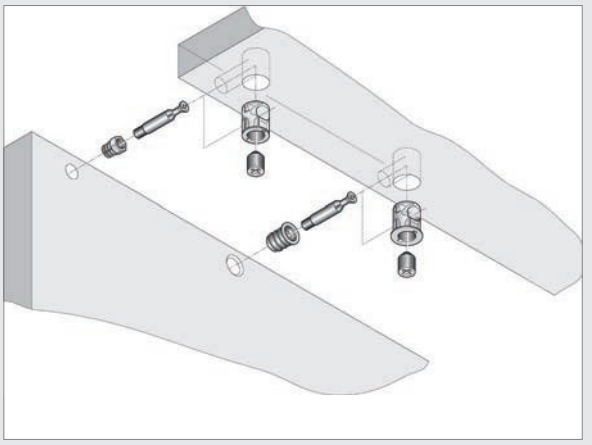

MONTAGGIO SYSTEM Ø16

Ø16 SYSTEM ASSEMBLING

Ø16

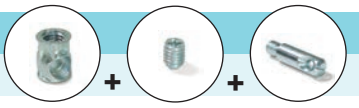

Boccola

Housings



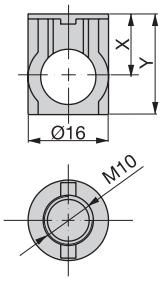

X	Y		Cod.		
11	18	22	**80339**	**05**	1.000
12,5	20	25	**80338**	**05**	1.000
15	22	30	**81156**	**05**	1.000

Zama / Zamak



Regolabili
Levellers
2

Boccola con bordo

Housing with cover rim



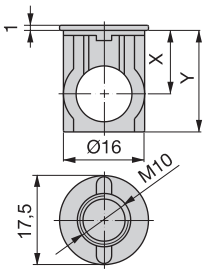

X	Y		Cod.		
12,5	20	25	**80336**	**05**	1.000

Zama / Zamak

Vite a cono

Conical screw



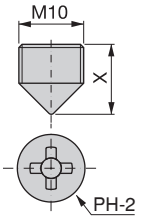

X		Cod.		
13	25	**82098**	**05**	1.000
17	30	**81335**	**05**	1.000

Acciaio / Steel

- Fabbricato in acciaio stampato.
- Made of molded steel.

Vite a cono

Conical screw



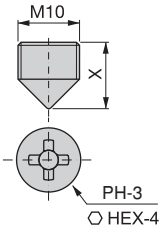

X		Cod.		
12	22	**80693**	**05**	1.000

Zama / Zamak

Tirante

Bolt



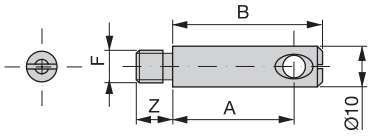

A	B	F	Z	Cod.		
20	27	UE M6 ITA 6MA	9	**80093**	**05**	1.000
20	27	UE M8 ITA 8MA	10	**80091**	**05**	1.000
30	37	UE M6 ITA 6MA	9	**80089**	**05**	1.000
30	37	UE M8 ITA 8MA	9	**80090**	**05**	1.000

Acciaio / Steel

- Fabbricato in acciaio tornito.
- Made of spun steel.

05 Zincato bianco / Zinc plated | 15 Plastica bianca / White plastic | 16 Plastica noce / Brown plastic | 17 Plastica nera / Black plastic

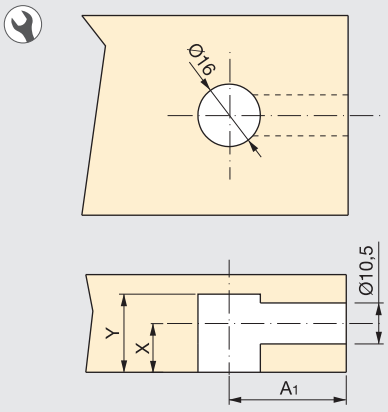

Tirante Bolt A	Foratura Drilling A_1
20	21,5
30	31,5

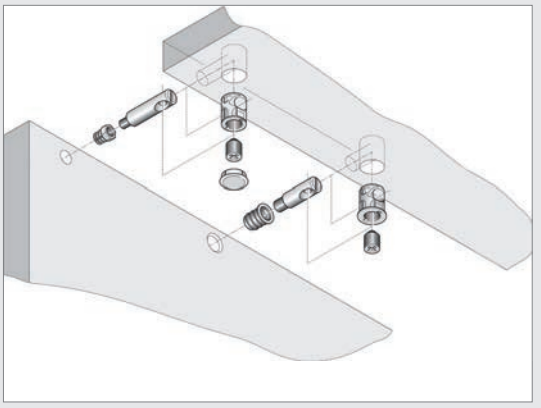

Tirante doppio
Double bolt



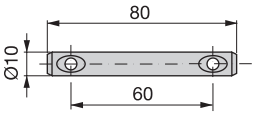

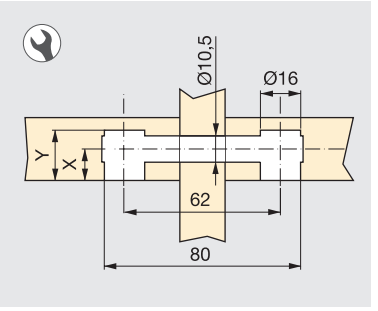

Cod.		
80096	**05**	250

Acciaio / Steel

- Fabbricato in acciaio tornito.
- Made of spun steel.

Tirante doppio 90°
Double 90° bolt



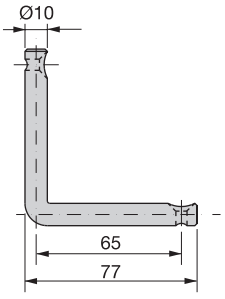

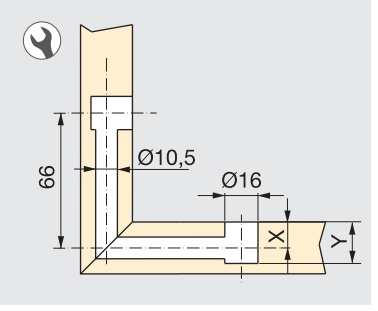

Cod.		
80095	**05**	200

Acciaio / Steel

- Fabbricato in acciaio tornito.
- Made of spun steel.

Copriforo per vite a cono
Screw covercap



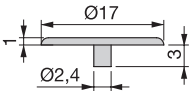

Cod.		
90719	**15**	1.000

Tecnoplastica / Plastic

- Non utilizzabile con vite a cono Cod. 8069305.
- Not valid for screw Cod. 8069305.

Copriforo per foro
Drill-hole covercap



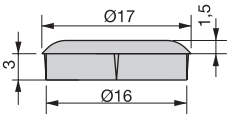

Cod.				
90097	**15**	**16**	**17**	1.000

Tecnoplastica / Plastic

ECCENTRICI T12
T12 CAMS

Ø12



Eccentrico
Cam



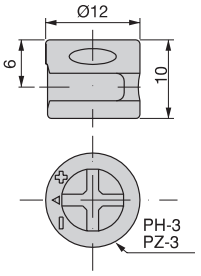

	Cod.		
12	**80100**	**05**	2.500

Zama / Zamak

Tirante
Bolt



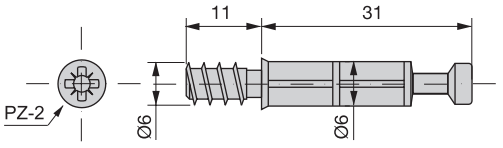

Cod.		
50345	**01**	2.500

Zama / Zamak

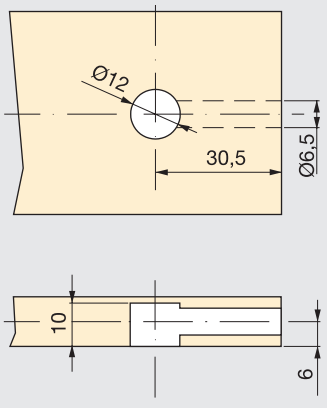

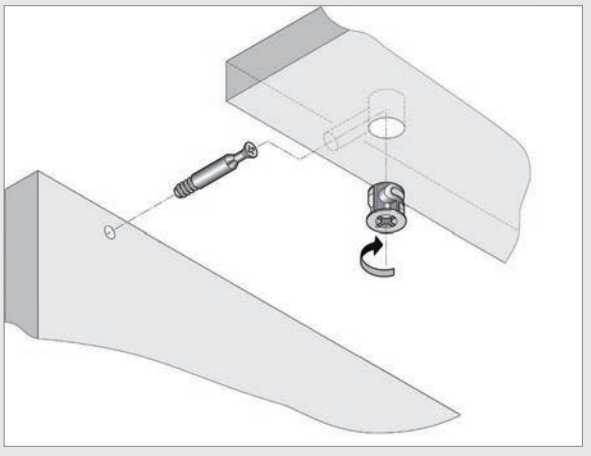



01 | Zama grezza / Natural zamak
05 | Zincato bianco / Zinc plated

ECCENTRICI K12
K12 CAMS

Ø12



Eccentrico
Cam



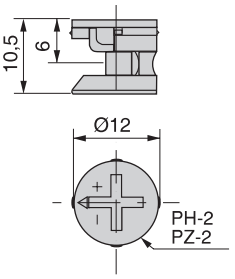

Cod.		
43944	**05**	2.500

Zama / Zamak

Tirante ad anelli
Ribbed bolt



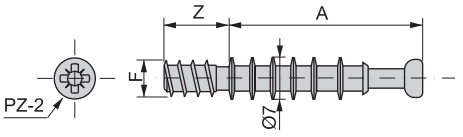

A	Z	F	Cod.		
23	8	M6	**51398**	**05**	2.500
23	9	Ø6	**51400**	**05**	2.500
27	8	M6	**51399**	**05**	2.500
33	8	M6	**51377**	**05**	2.500
33	11	Ø6	**51376**	**05**	2.500

Acciaio / Steel

- Fabbricato in acciaio stampato.
- Made of molded steel.

Tirante pieno
Solid bolt



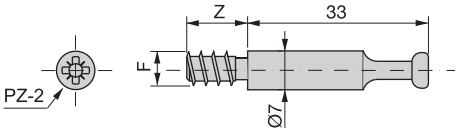

A	Z	F	Cod.		
33	8	M6	**51379**	**05**	2.500
33	11	Ø6	**51378**	**05**	2.500

Acciaio / Steel

- Fabbricato in acciaio stampato.
- Made of molded steel.

Tirante con plastica
Bolt with plastic sheath



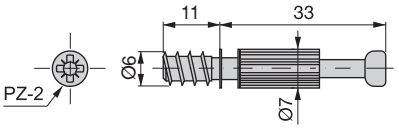

A	Z	F	Cod.		
33	11	Ø6	**51413**	**05**	2.500

Acciaio e tecnoplastica / Steel and plastic

- Fabbricato in acciaio stampato.
- Made of molded steel.

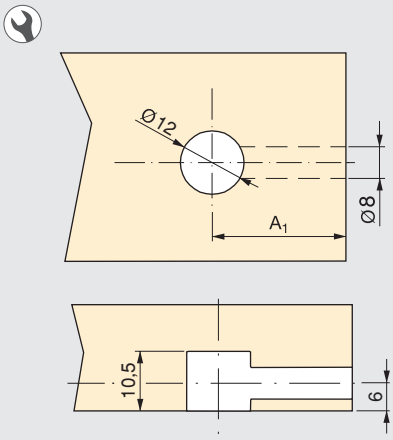

Tirante Bolt A	Foratura Drilling A_1
23	24
27	28
33	34

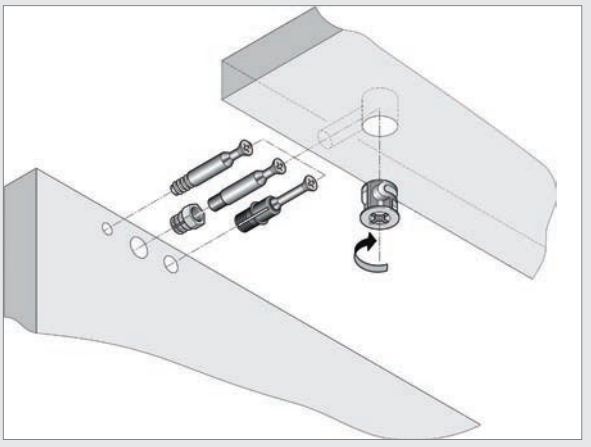

Tirante Fit Ø8 ad espansione

Fit Ø8 expanding bolt



CATAS RP 79179/2

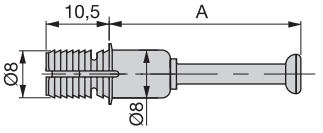

A	Cod.		
21,6	**59128**	**05**	2.500
31,6	**59129**	**05**	2.500

Acciaio e tecnoplastica
Steel and plastic

- Fabbricato in acciaio stampato.
- Made of molded steel.

Tirante Fit Ø10 ad espansione

Fit Ø10 expanding bolt



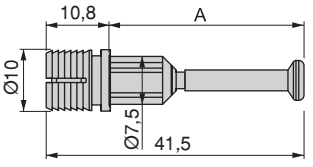

A	Cod.		
31,6	**40130**	**05**	2.500

Acciaio e tecnoplastica
Steel and plastic

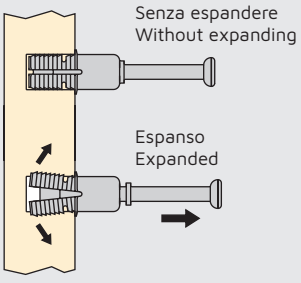

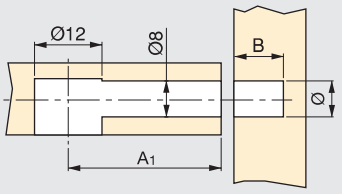

	Tirante Bolt A	Foratura Drilling A_1	Ø	B
Fit Ø8	21,6	24	8	11
	31,6	34	8	11
Fit Ø10	31,6	34	10	11

01 | Zama grezza / Natural zamak
05 | Zincato bianco / Zinc plated
07 | Nichelato / Nickel plated
09 | Zincato nero / Black zinc plated

ECCENTRICI T15
T15 CAMS

Ø15



Eccentrico SP 13
Cam 13



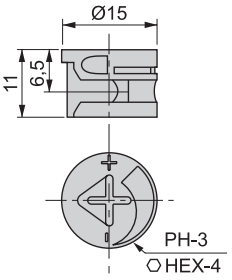

X	Y		Cod.			
6,5	11	13	**80054**	**01**		2.500

Zama / Zamak

Eccentrico SP 15 / 16 / 19
NEW

Cam 15 / 16 / 19



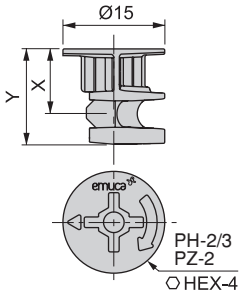

X	Y		Cod.					
7,5	12	15	**43586**	**01**	-	-	-	2.500
8	12,5	16	**44311**	**01**	**05**	**07**	**09**	2.500
9,5	14	19	**44069**	**01**	**05**	**07**	**09**	2.500

Zama / Zamak

Eccentrico rinforzato SP 19 / 25
Reinforced cam 19 / 25



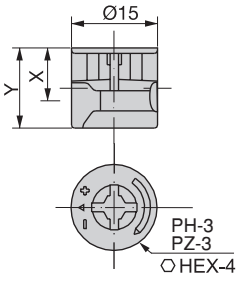

X	Y		Cod.			
9,5	14	19	**82069**	**01**	**05**	2.500
12,5	17,5	25	**80066**	-	**05**	1.250

Zama / Zamak

Eccentrico rinforzato con bordo SP 18 / 25
Reinforced cam with cover rim 18 / 25



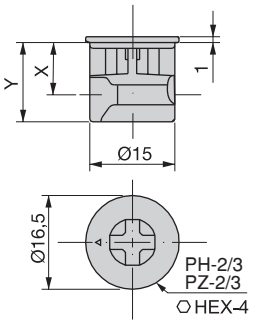

X	Y		Cod.			
9	14	18	**80070**	**05**	**07**	1.250
12,5	17,5	25	**80067**	-	**07**	1.250

Zama / Zamak

Tirante ad anelli
Ribbed bolt



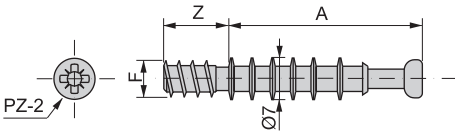

A	Z	F	Cod.		
23	8	M6	**51398**	**05**	2.500
23	9	Ø6	**51400**	**05**	2.500
27	8	M6	**51399**	**05**	2.500
33	8	M6	**51377**	**05**	2.500
33	11	Ø6	**51376**	**05**	2.500

Acciaio / Steel

- Fabbricato in acciaio stampato.
- Made of molded steel.

Tirante pieno
Solid bolt



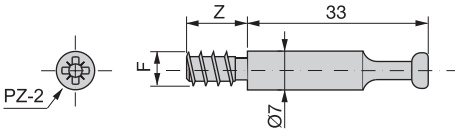

A	Z	F	Cod.		
33	8	M6	**51379**	**05**	2.500
33	11	Ø6	**51378**	**05**	2.500

Acciaio / Steel

- Fabbricato in acciaio stampato.
- Made of molded steel.

Tirante con plastica
Bolt with plastic sheath



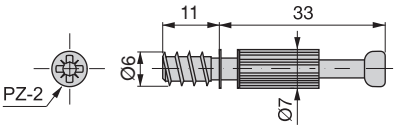

A	Z	F	Cod.		
33	11	Ø6	**51413**	**05**	2.500

Acciaio e tecnoplastica / Steel and plastic

- Fabbricato in acciaio stampato.
- Made of molded steel.

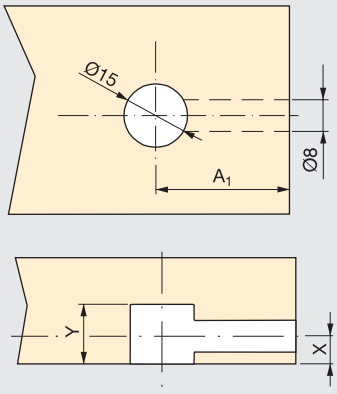

Tirante Bolt A	Foratura Drilling A_1
23	24
27	28
33	34

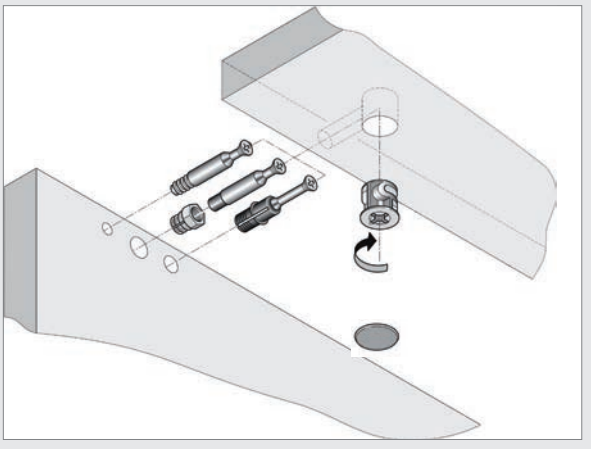

Tirante Fit Ø8 ad espansione

Fit Ø8 expanding bolt



CATAS RP 79179/2

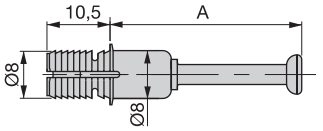

A	Cod.		
21,6	**59128**	**05**	2.500
31,6	**59129**	**05**	2.500

Acciaio e tecnoplastica
Steel and plastic

- Fabbricato in acciaio stampato.
- Made of molded steel.

Tirante Fit Ø10 ad espansione

Fit Ø10 expanding bolt



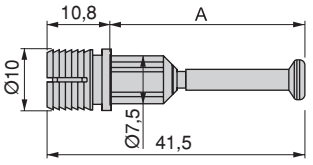

A	Cod.		
31,6	**40130**	**05**	2.500

Acciaio e tecnoplastica
Steel and plastic

Tirante Spring Ø8 ad espansione

Spring Ø8 expanding bolt



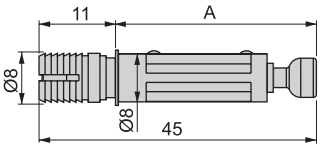

A	Cod.		
34	**40132**	**05**	2.500

Acciaio e tecnoplastica
Steel and plastic

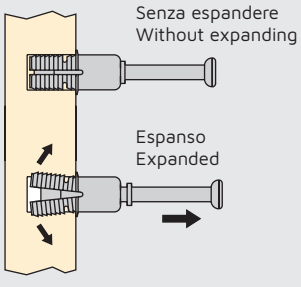

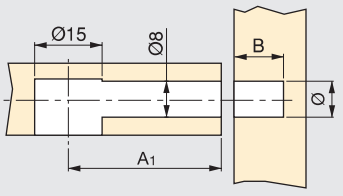

	Tirante Bolt A	Foratura Drilling A_1	Ø	B
Fit Ø8	21,6	24	8	11
	31,6	34	8	11
Fit Ø10	31,6	34	10	11
Spring Ø8	32,6	34	8	12,5

Tirante doppio

Double bolt



A	Cod.		
16	**51145**	**05**	500
19	**51146**	**05**	500

Acciaio / Steel

- Fabbricato in acciaio tornito.
- Made of spun steel.

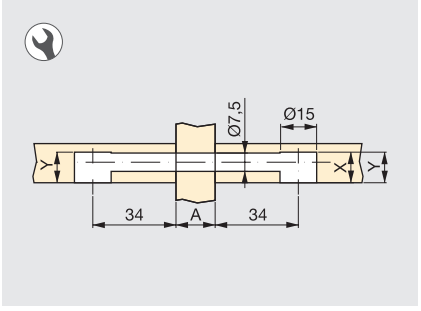

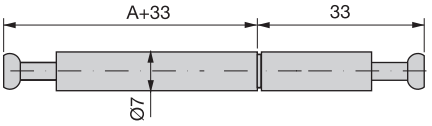

Tirante doppio snodato

Double articulated bolt



Cod.		
80445	**05**	500

Acciaio / Steel

- Fabbricato in acciaio tornito.
- Made of spun steel.

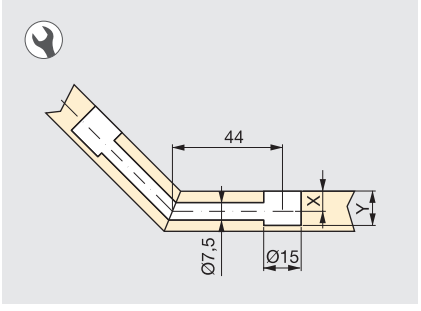

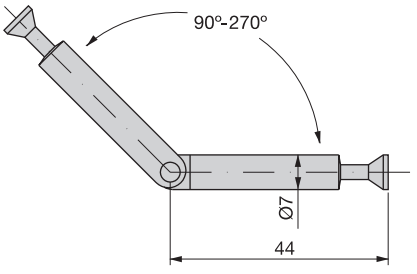

Copriforo per eccentrico

Cam covercap



Cod.				
90407	**15**	**16**	**17**	1.250

Tecnoplastica / Plastic

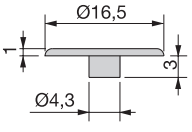

- Utilizzabili con eccentrici T15, eccetto Cod. 8005401
- Compatible with T15 cams, excepto Cod. 8005401

ECCENTRICI Ø16
Ø16 CAMS

Ø16



Eccentrico
Cam



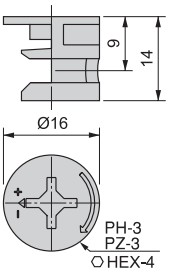

	Cod.		
18	**80475**	**05**	1.250

Zama / Zamak

Tirante
Bolt



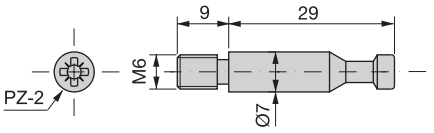

Cod.		
86058	**05**	2.500

Acciaio / Steel

- Fabbricato in acciaio stampato.
- Made of molded steel.

Copriforo per eccentrico
Cam covercap



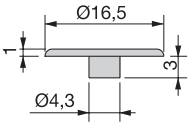

Cod.				
90407	**15**	**16**	**17**	1.250

Tecnoplastica / Plastic

Copriforo per foro Ø16
Drill-hole covercap Ø16



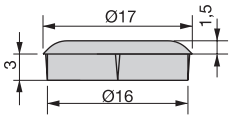

Cod.				
90097	**15**	**16**	**17**	1.000

Tecnoplastica / Plastic

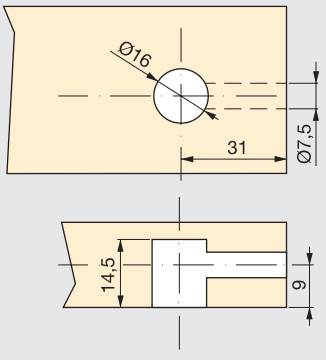

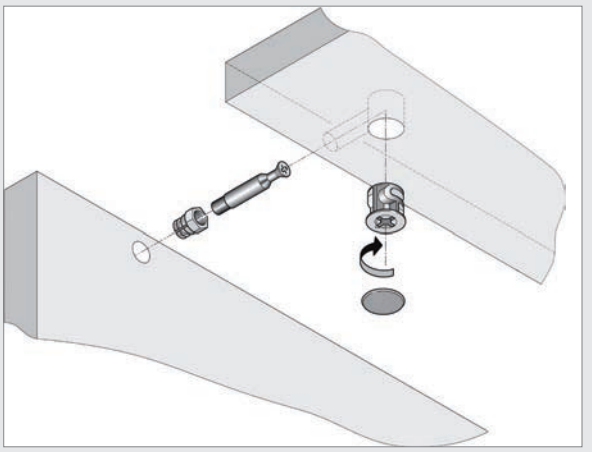

ECCENTRICI Ø25
Ø25 CAMS

Ø25 

Eccentrico
Cam

Cod.		
80046	**01**	1.250

Zama / Zamak



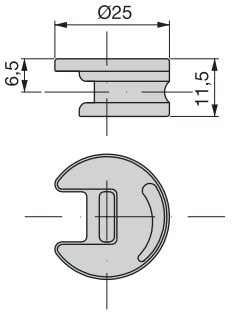

Tirante
Bolt

Cod.		
50049	**05**	2.500

Acciaio / Steel

- Fabbricato in acciaio tornito.
- Made of spun steel.



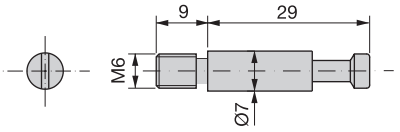

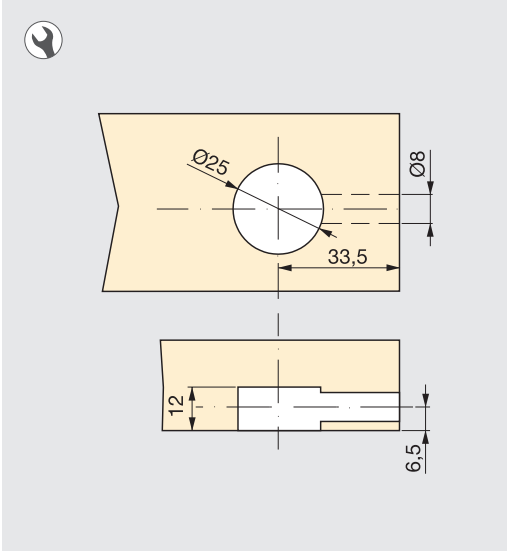



01 | Zama grezza / Natural zamak
05 | Zincato bianco / Zinc plated
15 | Plastica bianca / White plastic

ECCENTRICI TRIK Ø35
Ø35 TRIK CAMS

Ø35



Eccentrico Trik
Trik cam

Cod.		
69730	**05**	250

Zama / Zamak



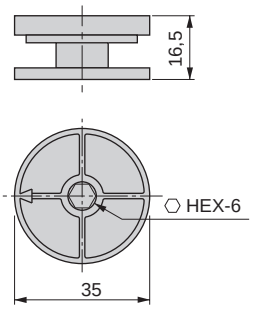

- Supporta 25 Nxm come sforzo massimo di chiusura.
- Tightening torque up to 25 Nxm.

Tirante Trik
Trik bolt

A	Cod.		
59	**40069**	**05**	500

Acciaio / Steel



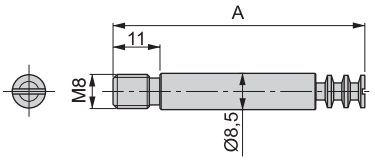

Copriforo Trik
Trik covercap

Cod.		
40072	**15**	250

Tecnoplastica / Plastic



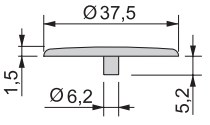

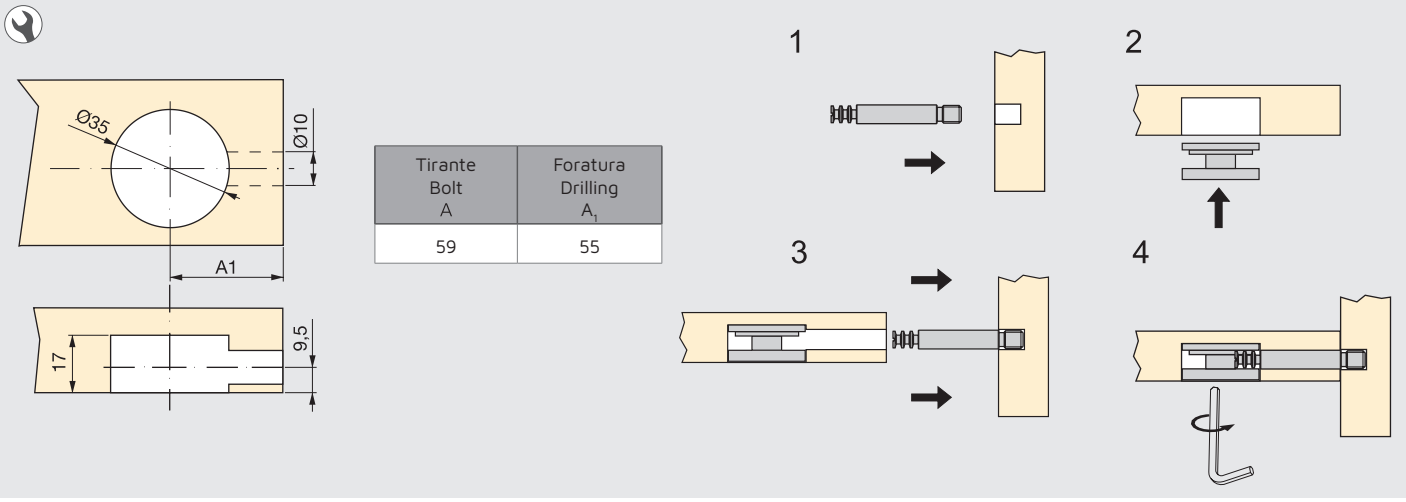

Tirante Bolt A	Foratura Drilling A_1
59	55

ECCENTRICI BIG Ø35
Ø35 BIG CAMS

Ø35



Eccentrico Big
Big cam



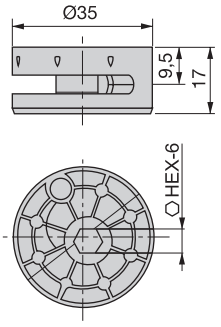

Cod.			
80857	**01**	**05**	250

Zama / Zamak

Tirante
Bolt



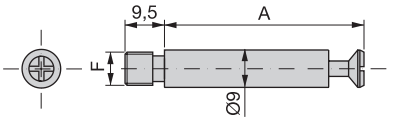

A	F	Cod.		
29	M8	**80861**	**05**	500
49	M6	**80860**	**05**	500
49	M8	**80862**	**05**	500

Acciaio / Steel

- Fabbricato in acciaio tornito.
- Made of spun steel.

Copriforo per eccentrico
Cam covercap

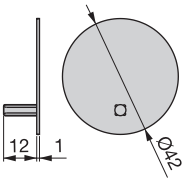

Cod.		
82857	**15**	500

Tecnoplastica / Plastic

- Il tappo blocca l'eccentrico in modo che non si possa allentare.
- The covercap blocks the cam so it does not loosen.

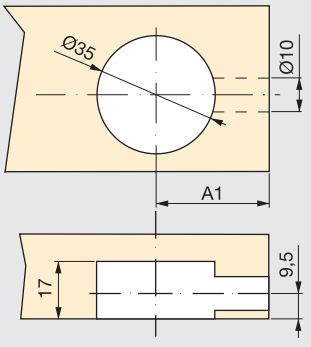

Tirante Bolt A	Foratura Drilling A_1
29	35
49	55

01 Zama grezza / Natural zamak | 05 Zincato bianco / Zinc plated | 15 Plastica bianca / White plastic | 20 Trasparente / non classificata / Transparent / not defined

AGGANCI Ø35
Ø35 ASSEMBLING

Ø35

Set aggancio e tirante
Box and bolt set



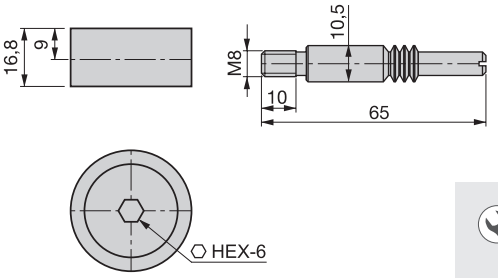

Cod.		
50723	**01**	40

Acciaio e zama
Steel and zamak

- Tirante fabbricato in acciaio tornito.
- Perno Made of spun steel.

Utilizzare la bussola Cod. 80076 01-05.

To use with socket Cod. 80076 01-05.

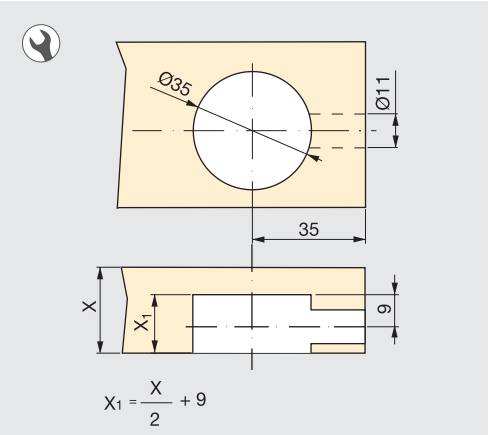

BLOCCHETTI CON ECCENTRICO INTERNO
INTERNAL CAM FASTENERS

Blocchetto per vite
Screw-on fastener



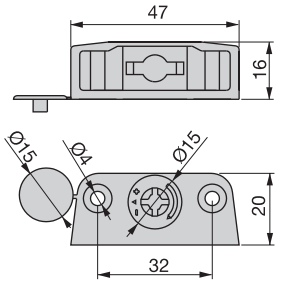

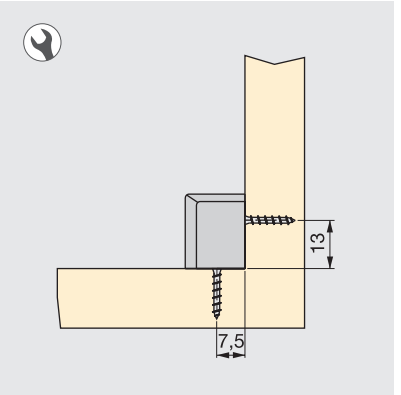

Cod.		
50313	**15**	1.250

Tecnoplastica e zama
Plastic and zamak

Supporto per vite
Screw-on support



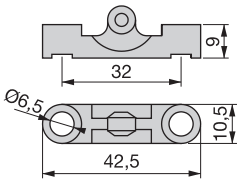

Cod.		
52313	**20**	1.250

Tecnoplastica / Plastic

SUPPORTO NORMAL 720
NORMAL 720 SUPPORT



Aggancio Normal 720
Normal 720 catch



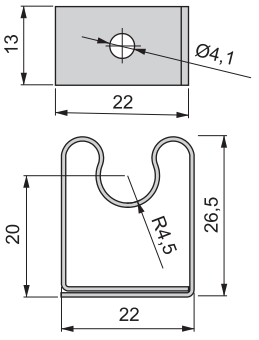

Cod.		
40109	**03**	250

Acciaio / Steel

Tirante
Bolt



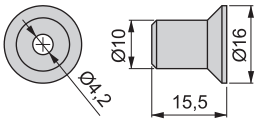

Cod.		
40110	**05**	250

Acciaio / Steel

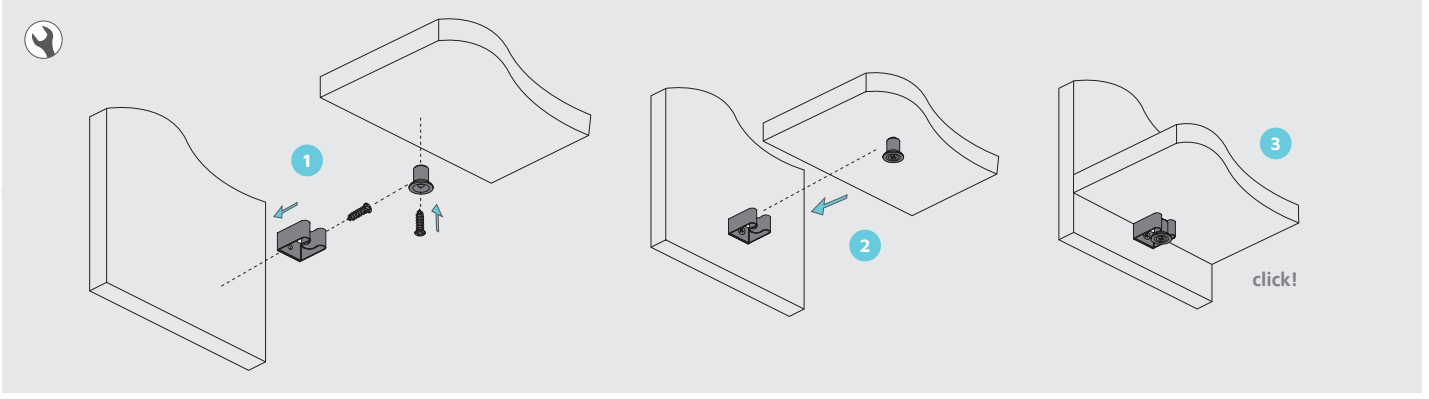

SUPPORTI BLOCK SYSTEM
BLOCK SYSTEM FASTENERS

Block system H12mm
H12mm Block System



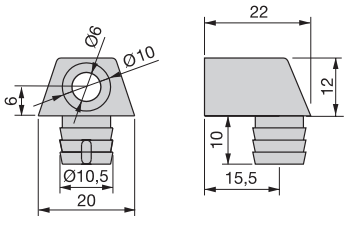

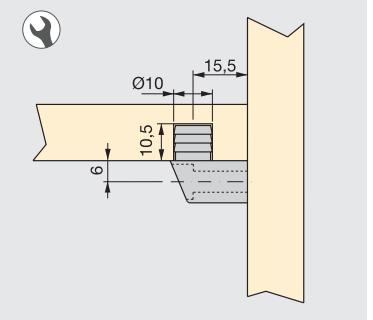

Cod.			
90162	**15**	**16**	2.500

Tecnoplastica / Plastic

Utilizzare viti TSP o TC Ø4 o Ø4,5.

Use Ø4 or Ø4,5 flat or round head screws.

SQUADRETTE DI UNIONE
JOINT BRACES

Squadra a 2 fori 20,5 x 20,7
2 hole 20,5 x 20,7 brace



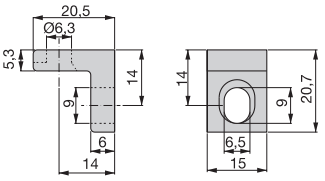

Cod.		
80725	**07**	1.250

Zama / Zamak

Squadra a 2 fori 34 x 23,5
2 hole 34 x 23,5 brace



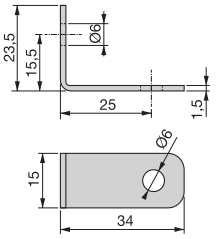

Cod.		
80302	**05**	1.000

Acciaio / Steel

Squadretta a 4 fori 70 x 22,5
4 hole 70 x 22,5 brace



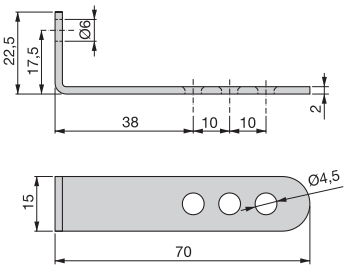

Cod.		
51358	**05**	500

Acciaio / Steel

Squadretta a 4 fori 42 x 42
Squadretta a 4 fori 42 x 42



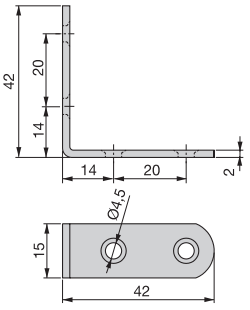

Cod.		
82198	**05**	1.000

Acciaio / Steel

Squadretta a T piegata
T brace



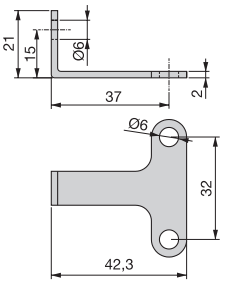

Cod.			
80309	**05**	**07**	500

Acciaio / Steel

Squadretta a 3 fori 48 x 22

3 hole 48 x 22 brace



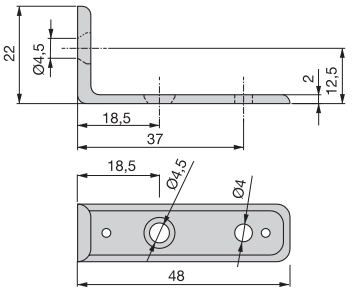

Cod.		
80529	**01**	1.000

Zama / Zamak

Coprisquadretta

Brace cover



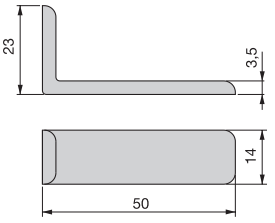

Cod.		
90460	**17**	1.000

Tecnoplastica / Plastic

- Da utilizzarsi con squadretta Cod. 8052901.
- For Cod. 8052901 brace.

FERMASCHIENE

BACK PANEL FASTENERS

Fermaschiene triangolare

Angle fastener



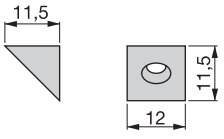

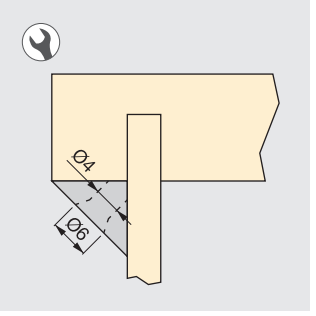

Cod.			
90697	**15**	**17**	5.000

Tecnoplastica / Plastic

Fermaschiene triangolare con vite premontata

Angle fastener



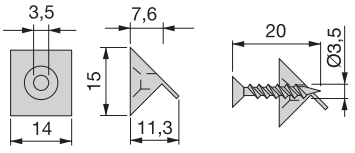

Cod.			
91697	**15**	**17**	1.000

Acciaio e tecnoplastica
Steel and plastic

01 | Zama grezza / Natural zamak
05 | Zincato bianco / Zinc plated
15 | Plastica bianca / White plastic
17 | Plastica nera / Black plastic
20 | Trasparente / non classificata / Transparent / not defined
78 | Legno faggio / Beech wood

Fermavetro
Glass fastener



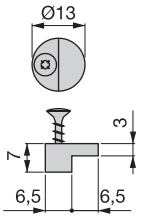

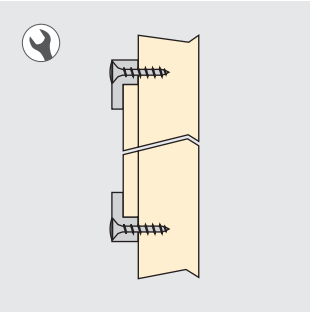

Cod.		
80924	**20**	1.000

Tecnoplastica e acciaio
Plastic and steel

Piastra 4 fori
4 hole plate



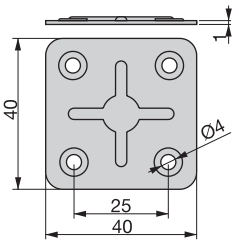

Cod.		
82174	**05**	1.000

Acciaio / Steel

Piastrina rotonda
Round plate



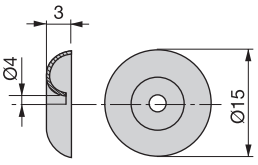

Cod.		
50995	**05**	5.000

Acciaio / Steel

Piastrina 4 punte
Squared staple



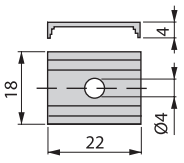

Cod.		
82005	**05**	5.000

Acciaio / Steel

SISTEMI DI UNIONE A PRESSIONE
KNOCK-IN FASTENERS

Spine in legno
Wood dowels



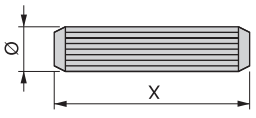

Ø	X	Cod.		
6	30	**90956**	**78**	34.000
8	30	**90919**	**78**	18.800
8	35	**90318**	**78**	16.300
8	40	**90917**	**78**	14.400
10	40	**90948**	**78**	9.000

Legno / Wood

- Confezione in sacchi da 20 kg.
- Packed in 20 kg bags.

REGGIPIANI PER MOBILI

Sistema interparete per ripiani

4.33 Supporti Uniblock
4.34 Supporti Fix Ø20
4.35 Supporti Luna
4.36 Supporti Monoghost 12
4.37 Supporti 120/A Ø19
4.38 Supporti 520/A Ø25
4.38 Supporti ISI Ø15

Reggipiani per legno

4.39 Reggipiani per legno

Reggipiani per vetro

4.43 Reggipiani per vetro

SHELF SUPPORTS

Shelf fastener systems

4.33 Uniblock supports
4.34 Ø20 Fix supports
4.35 Luna supports
4.36 Monoghost 12 supports
4.37 Ø19 Insert fasteners
4.38 Ø25 Insert fasteners
4.38 Ø15 Insert fasteners

Wooden shelf supports

4.39 Wooden shelf supports

Glass shelf supports

4.43 Glass shelf supports



SUPPORTI UNIBLOCK
UNIBLOCK SUPPORTS



Supporto Ø18
Ø18 insert



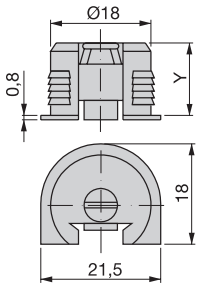

Y		Cod.		
13	16-19	**81750**	**21**	2.500
17,5	22-30	**81754**	**21**	2.500

Tecnoplastica e zama / Plastic and zamak

Supporto Ø20
Ø20 insert



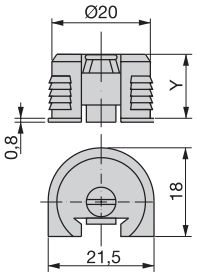

Y		Cod.		
13	16-19	**81751**	**21**	2.500
17,5	22-30	**81756**	**21**	2.500

Tecnoplastica e zama / Plastic and zamak

Staffetta
Support



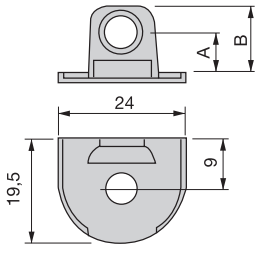

A	B		Cod.			
8	13	16	**81752**	**07**	-	1.250
9,5	14	19	**81759**	**07**	**53**	1.250
12,5	17	25	**81760**	**07**	**53**	1.250
15	21	30	**81768**	**07**	**53**	1.250

Zama / Zamak

- Per il montaggio della staffetta utilizzare viti euro con testa svasata piana.
- Possibilità di fornire con vite Ø4x16 premontata.

- Use flathead euro screws to mount the supports.
- Possibility to deliver with pre-assembled Ø4x16.

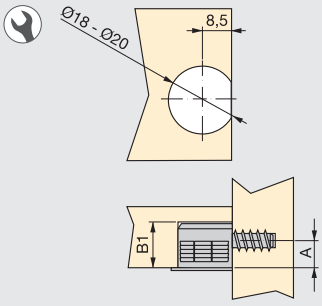

Staffette Support B	Foratura Drilling B_1
13	13,5
14	15
16	18
17	18
21	22





MONTAGGIO UNIBLOCK
ASSEMBLY UNIBLOCK

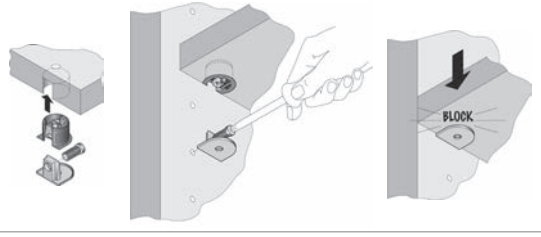

SMONTAGGIO UNIBLOCK
DISASSEMBLY UNIBLOCK

Per bloccare
To assemble

Per sbloccare
To disasemble

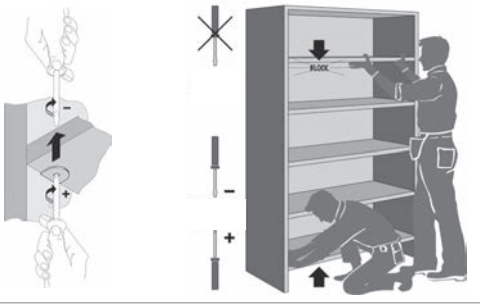

01 Zama grezza / Natural zamak | 05 Zincato bianco / Zinc plated | 07 Nichelato / Nickel plated | 16 Plastica noce / Brown plastic | 21 Plastica grigia / Grey plastic | 53 Nero ossido / Black oxide

SUPPORTI FIX Ø20
Ø20 FIX SUPPORTS



Supporto
Support



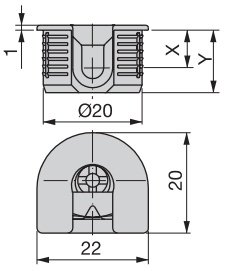

X	Y		Cod.		
8	12,5	16	**84709**	**07**	1.000
9,5	14,5	19	**80709**	**07**	1.000

Zama / Zamak

Supporto
Support



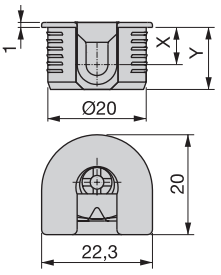

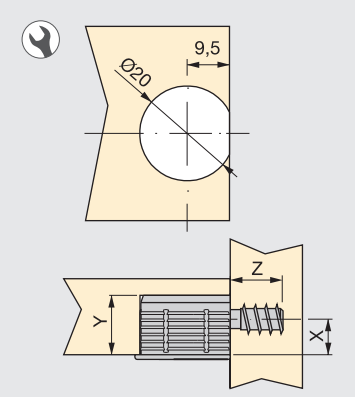

X	Y		Cod.		
8	13	16	**50547**	**16**	1.000
9	14	18	**80492**	**16**	1.000

Tecnoplastica e zama / Plastic and zamak



Tirante
Bolt



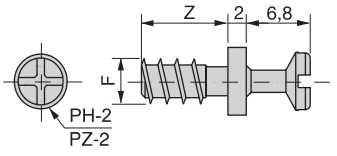

Z	F	Cod.		
10	Ø3,5	**80572**	**05**	1.000
8	Ø6	**89052**	**05**	1.000
11	Ø6	**89053**	**05**	1.000
8	M4	**80571**	**05**	1.000
9	M6	**80570**	**05**	1.000

Acciaio / Steel

Il tirante cod. 8057005 non è compatibile con la bussola cod. 8008202.
The bolt cod. 8057005 is not compatible with the socket cod. 8008202.

- Fabbricato in acciaio tornito.
- Made of spun steel.

Tirante
Bolt



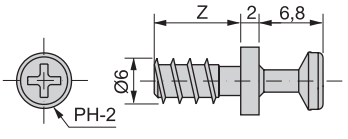

Z	Cod.		
11	**80839**	**01**	1.000
8	**80840**	**01**	1.000

Zama / Zamak

SUPPORTI LUNA
LUNA SUPPORTS



Supporto Miniluna Ø15
Ø15 Miniluna insert



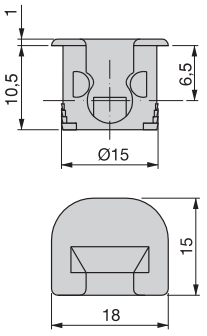

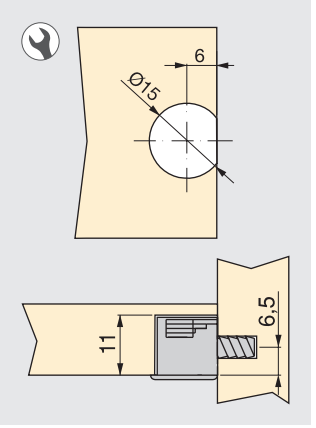

	Cod.		
13	**50423**	**21**	2.500

Tecnoplastica / Plastic

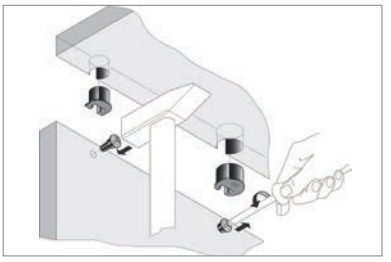

Supporto Luna Ø20
Ø20 Luna insert



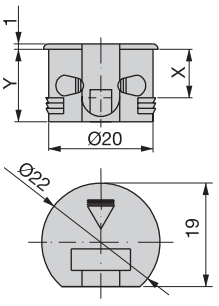

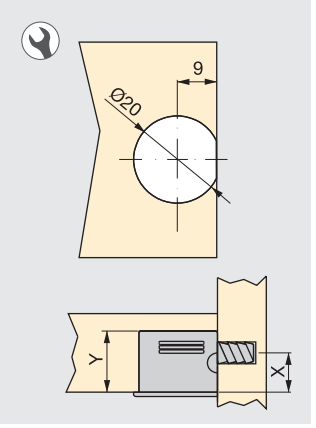

Y	X		Cod.			
13	8	16	**90282**	**15**	**16**	2.500
14	9	18	**90153**	**15**	-	2.500

Tecnoplastica / Plastic

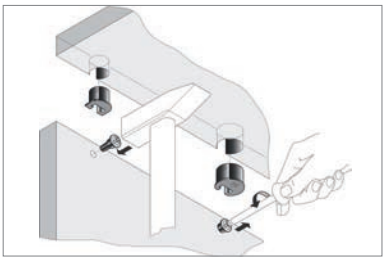

Vite
Screw



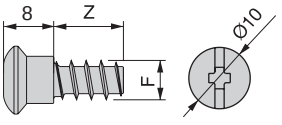

Z	F	Cod.		
11	Ø4,2	**80430**	**05**	2.500
9	Ø6	**80326**	**05**	2.500

Acciaio / Steel

- Fabbricato in acciaio stampato.
- Made of molded steel.

Vite a pressione
Knock-in screw



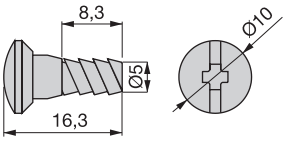

Cod.		
82326	**05**	2.500

Acciaio / Steel

- Fabbricato in acciaio stampato.
- Made of molded steel.

Vite liscia
Smooth screw



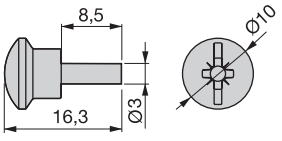

Cod.		
89589	**05**	5.000

Acciaio / Steel

- Fabbricato in acciaio stampato.
- Made of molded steel.

05 Zincato bianco / Zinc plated | 15 Plastica bianca / White plastic | 16 Plastica noce / Brown plastic | 21 Plastica grigia / Grey plastic

SUPPORTI MONOGHOST 12
MONOGHOST 12 SUPPORTS



Supporto Monoghost 12 frontale
Monoghost 12 front support



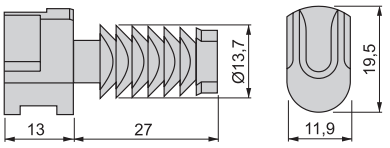

Cod.		
40111	**15**	250

Tecnoplastica / Plastic

Supporto Monoghost 12 schiena
Monoghost 12 back support



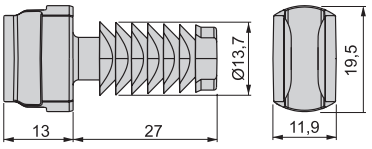

Cod.		
40112	**21**	250

Tecnoplastica / Plastic

Tirante Monoghost 12
Monoghost 12 bolt



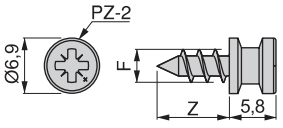

Z	F	F1	Cod.		
9	M4	Ø5	**40113**	**05**	500
9	Ø4,1	Ø3	**40114**	**05**	500
8	Ø6,3	Ø5	**40115**	**05**	500

Acciaio / Steel

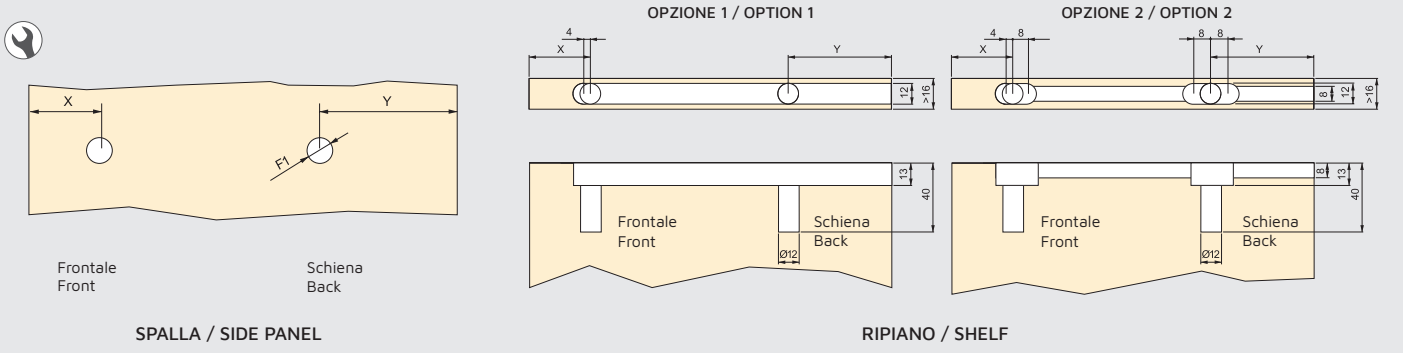

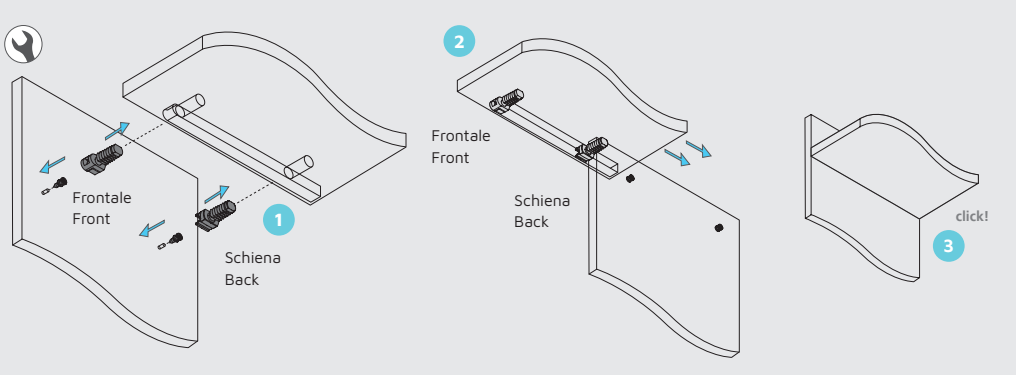

www.emuca.com

SUPPORTI 120/A Ø19

Ø19 INSERT FASTENERS



Supporto

Support



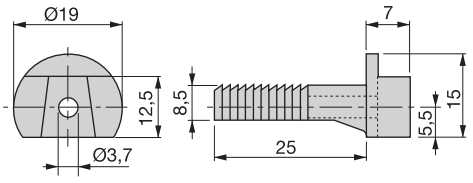

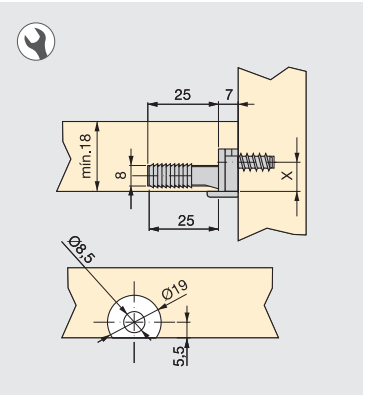

Cod.		
90268	**17**	2.500

Tecnoplastica / Plastic

Chiodo d'espansione

Expanding tip



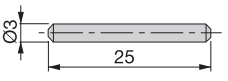

Cod.		
80277	**05**	10.000

Acciaio / Steel

Chiodo d'espansione

Expanding tip



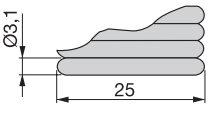

Cod.		
90276	**20**	10.000

Tecnoplastica / Plastic

- Forniti in striscie.
- Supplied in strips.

Staffetta

Shelf support



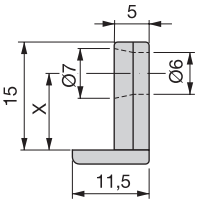

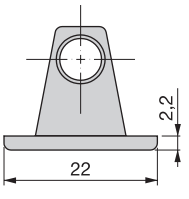

X		Cod.		
9	18	**80261**	**07**	2.500
10	20	**80258**	**07**	2.500

Zama / Zamak

01 Zama grezza / Natural zamak | 05 Zincato bianco / Zinc plated | 07 Nichelato / Nickel plated | 17 Plastica nera / Black plastic | 20 Trasparente / non classificata / Transparent / not defined

SUPPORTI 520/A Ø25

Ø25 INSERT FASTENERS



Supporto

Support



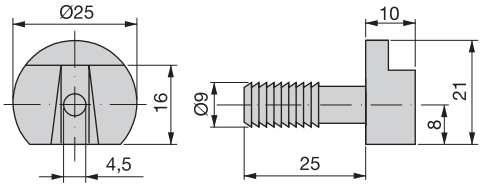

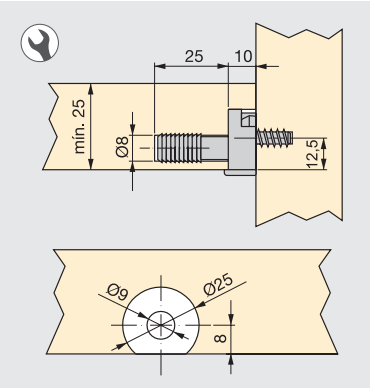

Cod.		
90241	**17**	2.000

Tecnoplastica / Plastic

Staffetta

Shelf support



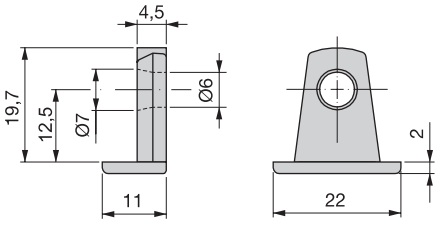

	Cod.		
25	**80243**	**07**	2.000

Zama / Zamak

SUPPORTI ISI Ø15

Ø15 INSERT FASTENERS

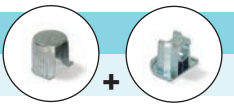

Corpo

Insert



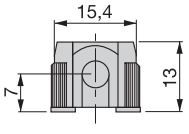

Cod.		
80464	**01**	2.500

Zama / Zamak

Staffetta

Shelf support



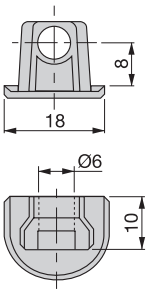

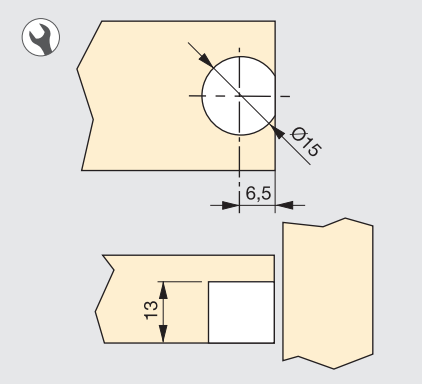

Cod.		
81464	**07**	2.500

Zama / Zamak

REGGIPIANI PER LEGNO
WOODEN SHELF SUPPORTS

Reggipiano 21A
21A support



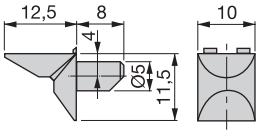

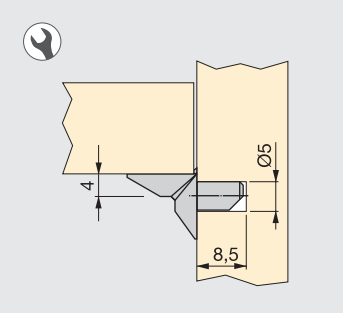

Cod.		
81142	**07**	1.000

Zama / Zamak

Reggipiano 21E montaggio clip
Clip-on 21E support





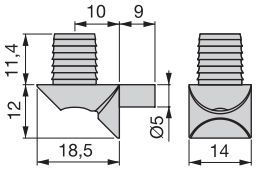

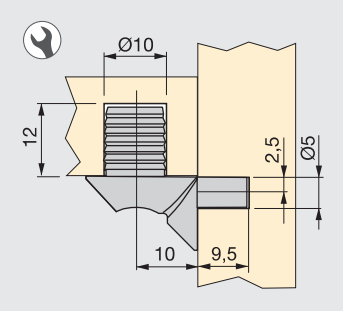

Mod.	Cod.		
Reggipiano Support	**69080**	**07**	1.000

Zama / Zamak

Mod.	Cod.		
Bussola Socket	**69083**	**17**	1.000

Tecnoplastica / Plastic

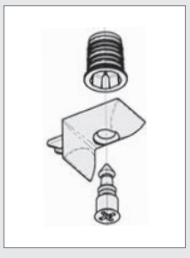

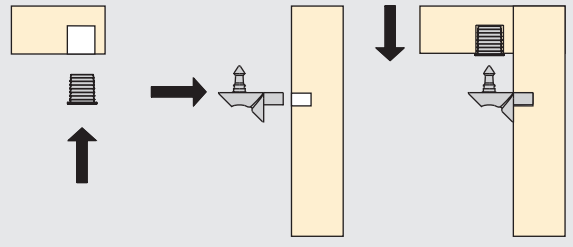

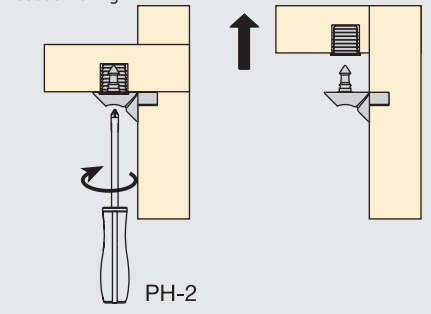

Reggipiano a 1 perno
1 bolt support



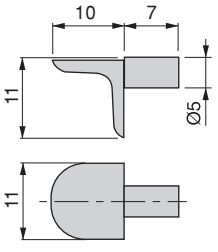

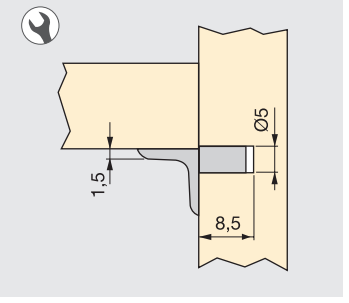

Cod.		
40074	**07**	1.000

Zama / Zamak

07 | Nichelato / Nickel plated
17 | Plastica nera / Black plastic

Reggipiano a 1 perno

1 bolt support



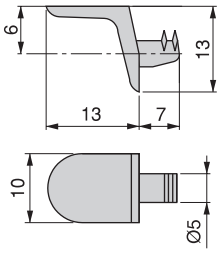

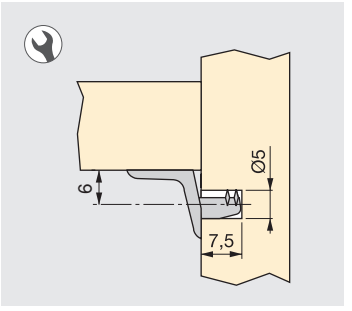

Cod.		
40102	**07**	1.000

Zama / Zamak

Reggipiano a 2 perni

2 bolt support



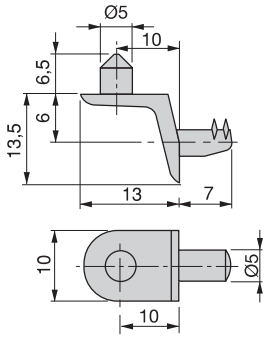

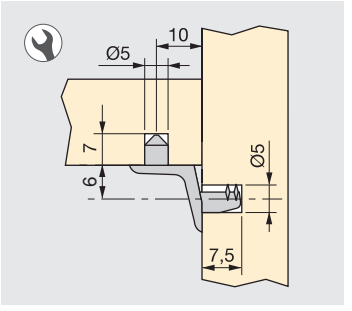

Cod.		
40103	**07**	1.000

Zama / Zamak

Reggipiano per vite

Screw-in support



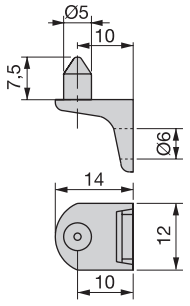

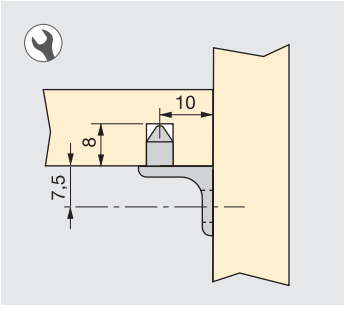

Cod.		
80141	**07**	1.000

Zama / Zamak

Reggipiano con vite premontata

Pre-assembled screw support



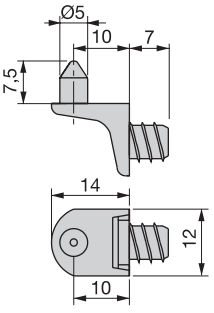

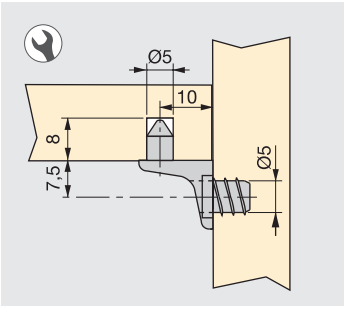

Cod.		
81141	**07**	1.000

Acciaio e zama
Steel and zamak

Reggipiano 2 perni

2 bolt shelf support



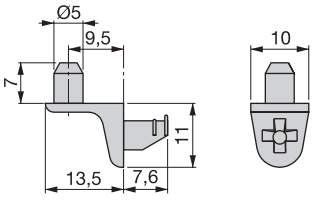

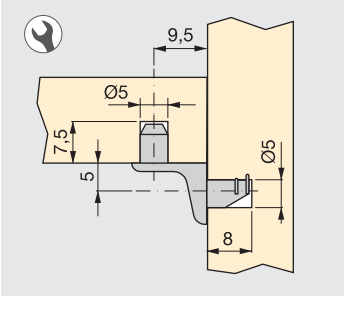

Cod.		
81841	**07**	1.000

Zama / Zamak

Reggipiano 2 fori

2 holes support



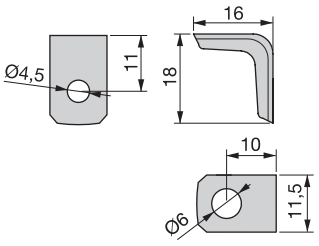

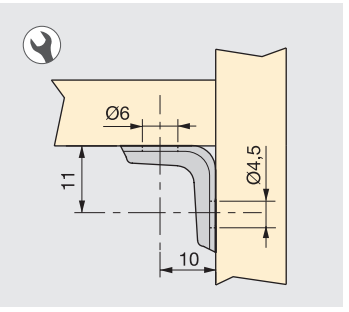

Cod.		
60066	**07**	2.000

Acciaio / Steel

Reggipiano a paletta

Plug support



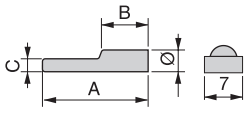

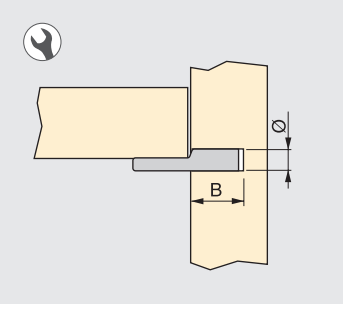

Ø	A	B	C	Cod.		
3	18,5	7,5	1,5	**80497**	**07**	5.000
5	19	8	3	**50621**	**07**	1.000

Acciaio / Steel

Reggipiano

Support



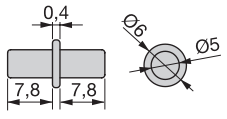

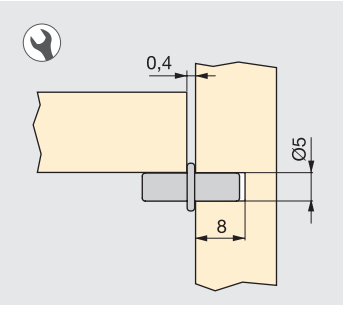

Cod.			
50623	**05**	**07**	5.000

Acciaio / Steel

Reggipiano

Support



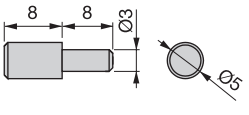

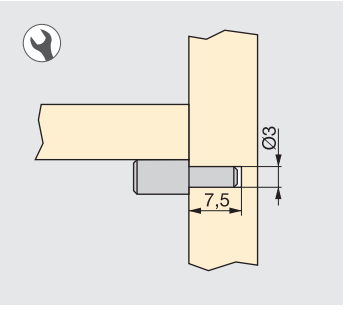

Cod.			
50097	**07**	10.000	

Acciaio / Steel

Reggipiano con perno metallico

Support with metallic pivot



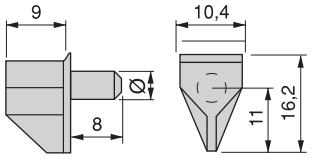

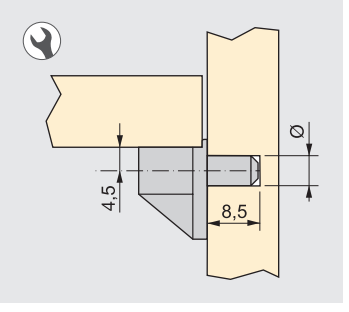

Ø	Cod.			
3	**50200**	**-**	**20**	1.000
5	**50810**	**15**	**20**	1.000
5	**50811**	**-**	**20**	100

Acciaio e tecnoplastica
Steel and plastic

05 Zincato bianco / Zinc plated | 07 Nichelato / Nickel plated | 15 Plastica bianca / White plastic | 16 Plastica noce / Brown plastic | 20 Trasparente / non classificata / Transparent / not defined | 21 Plastica grigia / Grey plastic | 23 Plastica grigia antracite / Grey plastic antracite

Reggipiano Sekure con perno

Sekure support with bolt



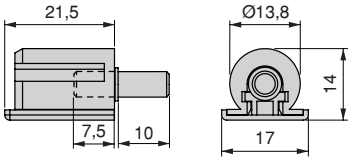

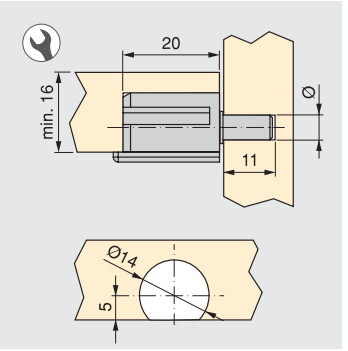

Ø	Cod.					
3	**40087**	**15**	**-**	**21**	**23**	250
5	**40088**	**15**	**16**	**21**	**23**	250

Acciaio e tecnoplastica / Steel and plastic



NEW



Reggipiano

Support



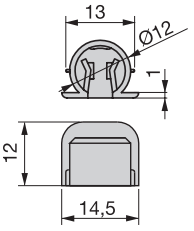

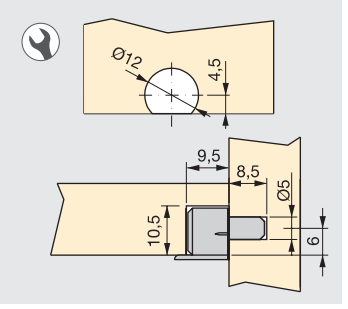

Cod.		
90390	**21**	5.000

Tecnoplastica / Plastic

- Utilizzare con reggipiano Cod. 50623 05 07.
- Use with support Cod. 50623 05 07.

Reggipiano frontale

Frontal support



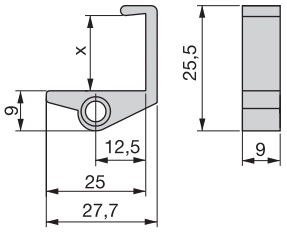

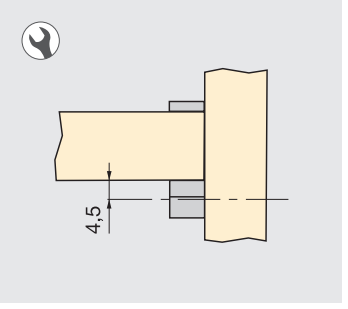

X	Cod.		
16	**80388**	**20**	5.000
18	**80387**	**20**	5.000

Tecnoplastica / Plastic

- Utilizzare con reggipiano Cod. 50623 05 07.
- Use with support Cod. 50623 05 07.

Reggipiano Ø10

Ø10 shelf support



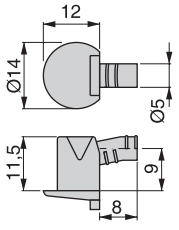

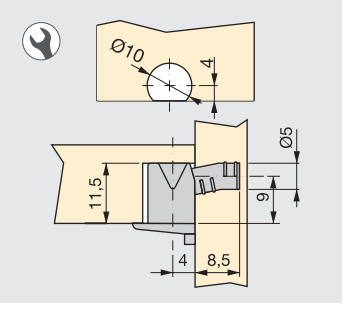

Cod.		
80452	**07**	2.000

Zama / Zamak

Fermaripiano

Shelf fixing system

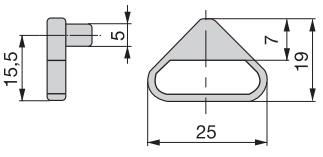

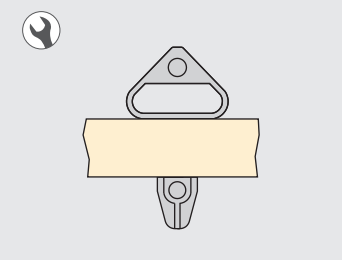

Cod.		
90136	**20**	5.000

Tecnoplastica / Plastic

REGGIPIANI PER VETRO
GLASS SHELF SUPPORTS

Reggicristallo 21B
21B Support



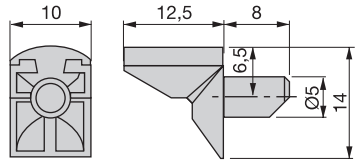

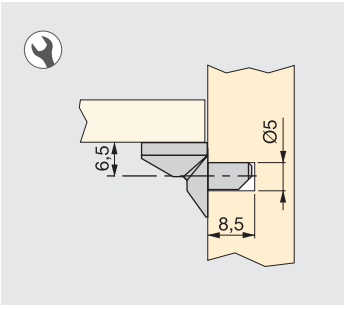

Cod.		
81140	**07**	1.000

Tecnoplastica e zama
Plastic and zamak



Reggipiano
Support



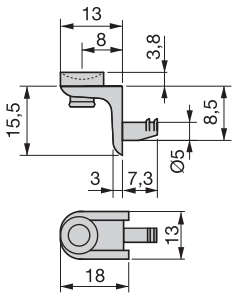

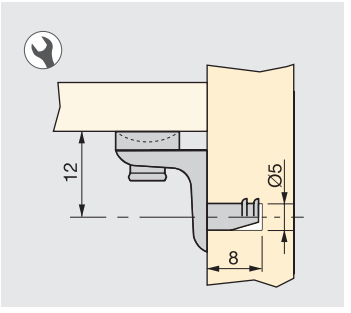

Cod.		
80140	**07**	1.000

Tecnoplastica e zama
Plastic and zamak

Reggipiano
Support



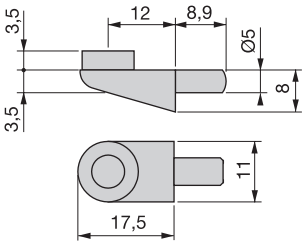

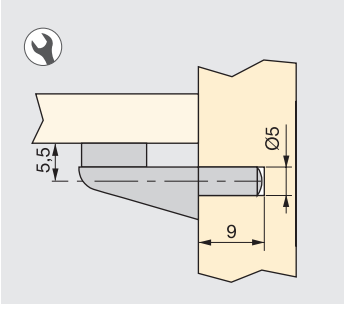

Cod.		
80138	**07**	1.000

Tecnoplastica e zama
Plastic and zamak

Reggipiano
Support



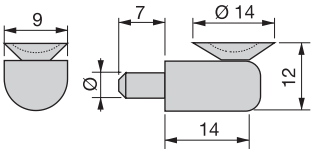

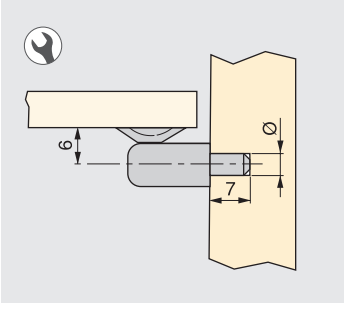

Ø	Cod.		
3	**80557**	**20**	1.000
5	**80556**	**20**	1.000

Acciaio e tecnoplastica
Steel and plastic

Reggicristallo San Remo
San Remo support



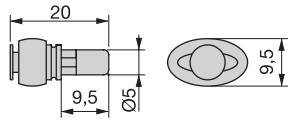

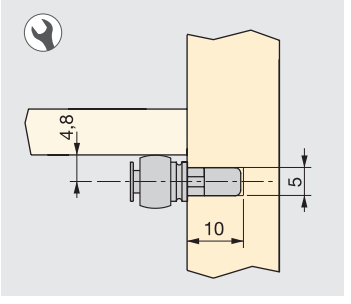

Cod.		
81941	**07**	1.000

Tecnoplastica e zama
Plastic and zamak

07 | Nichelato / Nickel plated
20 | Trasparente / non classificata / Transparent / not defined

Reggipiano
Support



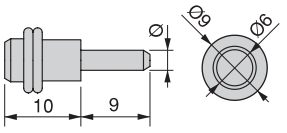

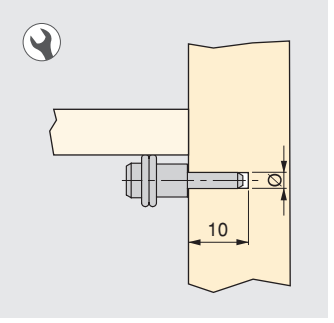

Ø	Cod.		
3	**80139**	**07**	1.000
5	**80395**	**07**	1.000

Acciaio e tecnoplastica
Steel and plastic

Reggipiano
Support



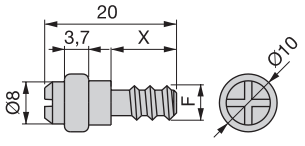

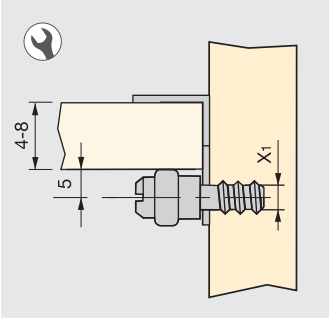

F	X	X_1	Cod.		
Ø6,3	10	Ø5	**80712**	**07**	1.000
Ø3,5	9	Ø3	**80713**	**07**	1.000

Acciaio e tecnoplastica
Steel and plastic

Reggipiano
Support



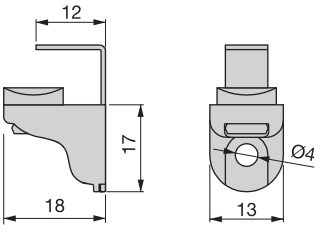

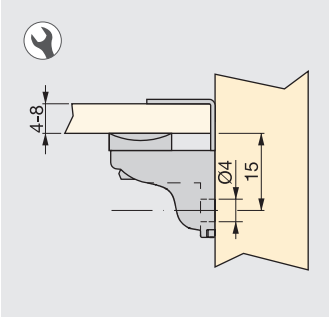

Cod.		
50629	**07**	1.000

Zama, acciaio e tecnoplastica
Zamak, steel anda plastic

Reggipiano
Support



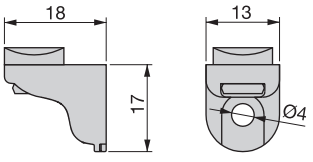

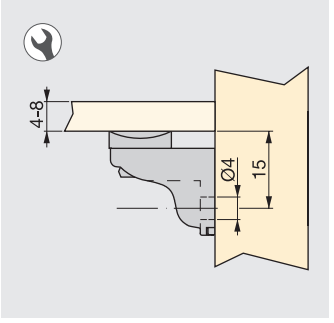

Cod.		
80450	**07**	1.000

Tecnoplastica e zama
Plastic and zamak

Graffa di bloccaggio
Blockade bracket



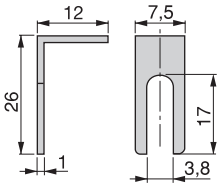

Cod.		
80715	**07**	1.000

Acciaio / Steel

- Per reggicristallo Cod. 8071207, 8071307 e 8045007.
- For supports Cod. 80712 07, 8071307 and 8045007.

Reggicristallo Evo

Evo support



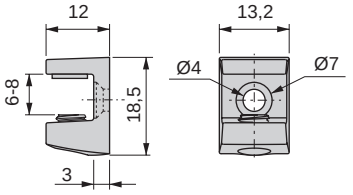

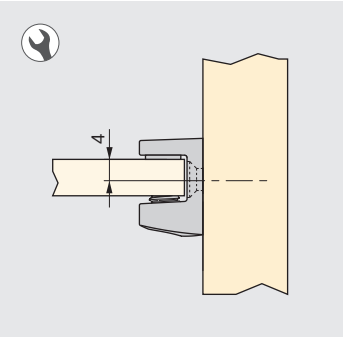

Cod.		
40080	**07**	1.000

Tecnoplastica e zama
Plastic and zamak

Reggicristallo Evo

Evo support



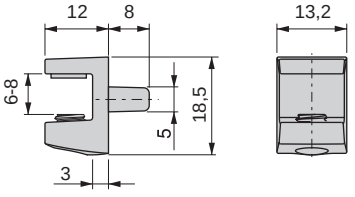

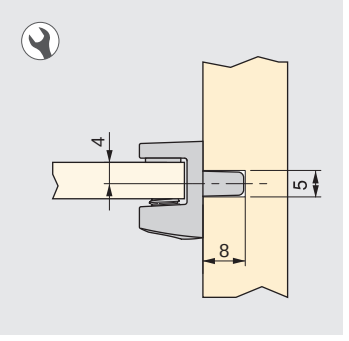

Ø	Cod.			
5	**40079**	**07**	**53**	1.000
3	**40100**	**07**	**-**	1.000

Tecnoplastica e zama
Plastic and zamak

NEW



Nero ossido
Black oxide

Reggicristallo Portofino

Portofino support



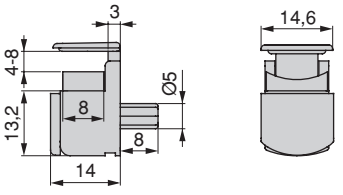

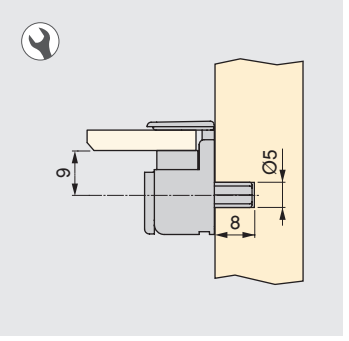

Cod.			
81940	**07**	**53**	500

Tecnoplastica e zama
Plastic and zamak

NEW



Nero ossido
Black oxide

- Il reggipiano ha una graffa superiore regolabile che permette di immobilizzare il vetro e con gran facilità sbloccarlo.
- It has an adjustable upper bracket for fixing the glass and easily unfix.

Reggipiano

Support



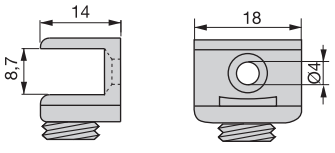

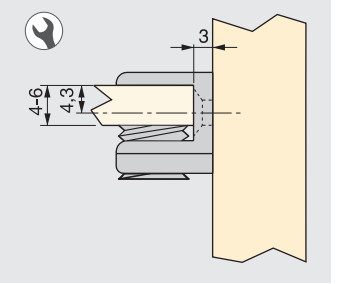

Cod.		
86085	**07**	1.000

Tecnoplastica e zama
Plastic and zamak

Reggipiano
Support



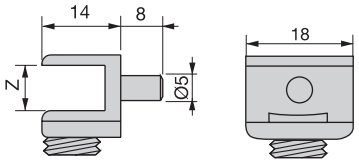

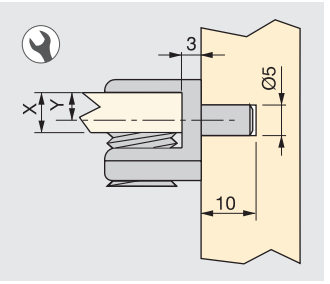

X	Y	Z	Cod.		
4-6	4,3	8,7	**86215**	**07**	1.000
6-8	5,3	10,7	**86216**	**07**	1.000

Tecnoplastica e zama
Plastic and zamak

Reggipiano
Support



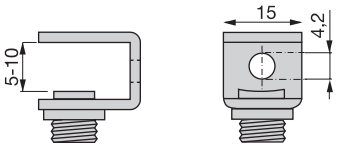

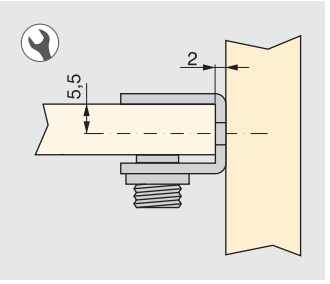

Cod.		
86084	**07**	1.000

Acciaio e tecnoplastica
Steel and plastic

Reggipiano
Support



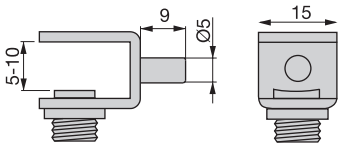

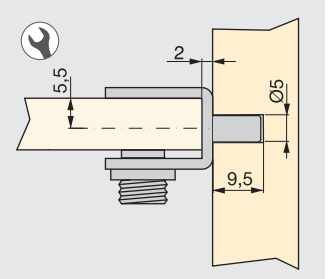

Cod.		
86217	**07**	1.000

Acciaio e tecnoplastica
Steel and plastic

Reggipiano
Support



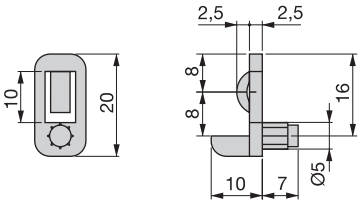

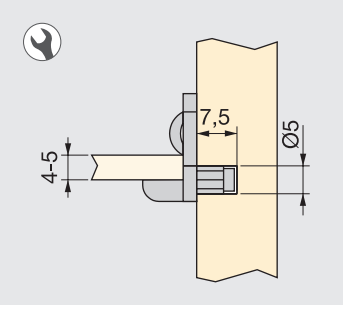

Cod.		
81540	**20**	2.000

Tecnoplastica / Plastic

Ventosa
Bumper for glass

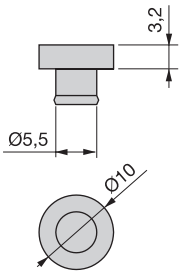

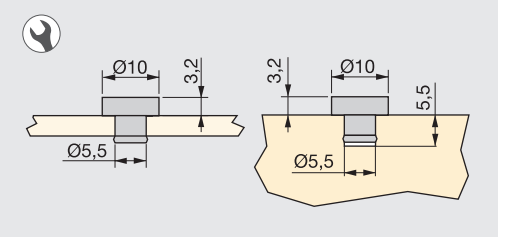

Cod.		
82173	**20**	1.000

Tecnoplastica / Plastic

4.3
47/59

VITI, BUSSOLE, PARACOLPI E COPRIFORI

Viti e bussole

4.49 Viti metriche
4.51 Viti Euro
4.51 Viti dirette per chiave esagonale
4.52 Viti TSP pozidrive autofilettanti
4.54 Punte, portapunte e chiavi esagonali
4.55 Bussole

Paracolpi e coprifori

4.58 Paracolpi
4.59 Coprifori

SCREWS, SOCKETS, BUMPERS AND COVERCAPS

Screws and sockets

4.49 Metric screws
4.51 Euro screws
4.51 Self-tapping allen screws
4.52 Self-tapping pozidrive screws
4.54 Bits, bit holders and allen keys
4.55 Sockets

Bumpers and covercaps

4.58 Bumpers
4.59 Covercaps





VITI METRICHE
METRIC SCREWS

Vite M6
M6 screw



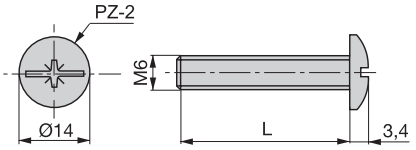

L	Cod.		
14	**50564**	**07**	2.000
20	**50221**	**07**	2.000
25	**50565**	**07**	2.000
30	**70501**	**07**	2.000
35	**60942**	**07**	2.000
40	**51320**	**07**	1.000
50	**51321**	**07**	1.000
60	**51322**	**07**	1.000

Acciaio / Steel

Vite unione femmina M6
M6 bolt



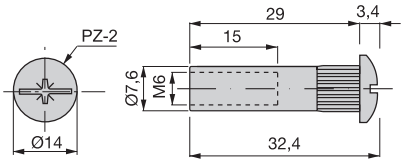

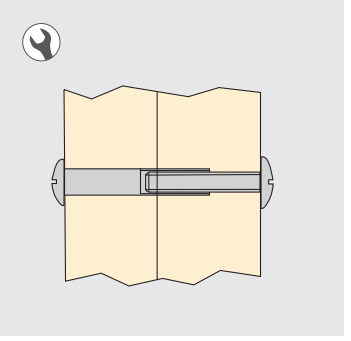

Cod.		
50213	**07**	2.000

Acciaio / Steel

Tubetto M6
M6 sheath



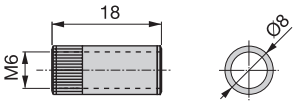

Cod.		
90197	**02**	2.000

Ottone / Brass

Vite M4
M4 screw



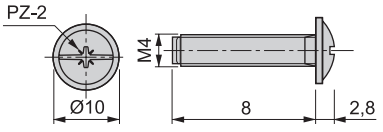

L	Cod.		
8	**51201**	**07**	2.000

Acciaio / Steel

Viti M4 con testa extra piatta

M4 screws with an extra flat head



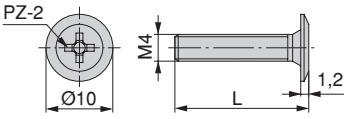





L	Cod.		
8	**41300**	**07**	2.000
10	**41301**	**07**	2.000
14	**41302**	**07**	2.000
20	**41303**	**07**	2.000
22	**41304**	**07**	2.000
25	**41305**	**07**	2.000
30	**41306**	**07**	2.000
35	**41307**	**07**	2.000
40	**41308**	**07**	2.000

Acciaio / Steel

Vite unione femmina M4 con testa extra piatta

M4 bolt with an extra flat head



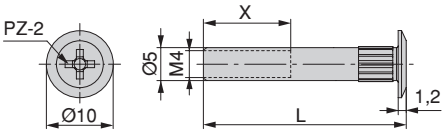

L	X	Cod.		
15	9	**41309**	**07**	2.000
29	13	**41310**	**07**	2.000

Acciaio / Steel

Tubetto M4

M4 sheath



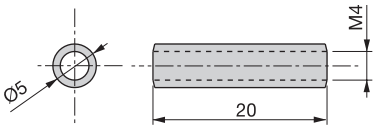

Cod.		
90203	**02**	2.000

Ottone / Brass

Set 2 viti unione compete

Set 2 screws + 2 bolts



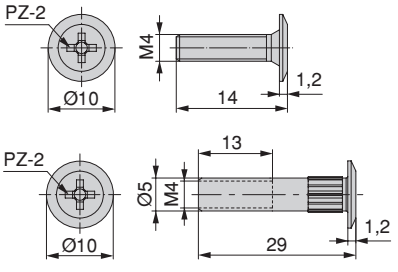

Cod.		
41311	**07**	500

Acciaio / Steel

Ogni set contiene:
2 viti L=14 mm Cod. 4130207
2 bussole L=29 mm Cod. 4131007

Each set contains:
2 screws L=14 mm Cod. 4130207
2 bolts L=29 mm Cod. 4131007

VITI EURO
EURO SCREWS

Vite euro TSP
Flathead euro screw



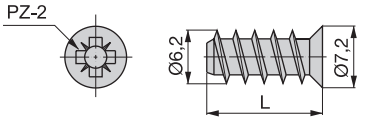

L	Cod.			
11	**61085**	**05**	**07**	1.000
13	**51237**	**05**	**07**	1.000

Acciaio / Steel

- Viti per foro Ø5mm.
- For Ø5mm hole.

Vite euro TSP passo stretto
Fine thread flathead euro screw



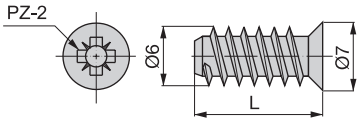

L	Cod.			
12	**80670**	**05**	**-**	2.000
13,7	**50441**	**05**	**07**	2.000
17	**50440**	**05**	**07**	2.000

Acciaio / Steel

- Viti per foro Ø5mm.
- For Ø5mm hole.

Vite euro TC passo stretto
Roundhead fine thread euro screw



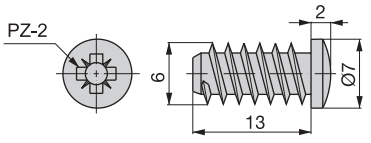

Cod.			
82341	**05**	**07**	2.000

Acciaio / Steel

- Viti per foro Ø5mm.
- For Ø5mm hole.

VITI DIRETTE PER CHIAVE ESAGONALE
SELF-TAPPING ALLEN SCREWS

Vite diretta Ø7
Ø7 screw



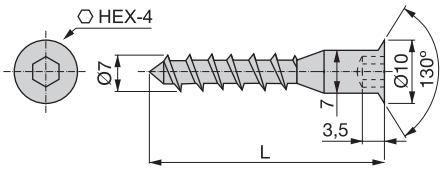

L	Cod.			
50	**70121**	**05**	**09**	2.000
60	**70507**	**-**	**09**	1.000
70	**70138**	**-**	**09**	1.000

Acciaio / Steel

- Viti per foro Ø5mm.
- For Ø5mm hole.

Vite diretta Ø5
Ø5 screw



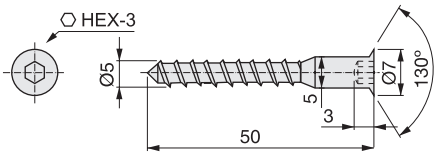

Cod.			
70119	**05**	**09**	3.000

Acciaio / Steel

- Viti per foro Ø3mm.
- For Ø3mm hole.

05 | Zincato bianco / Zinc plated
06 | Tropicalizzato / Zinc dichromate
07 | Nichelato / Nickel plated
09 | Zincato nero / Black zinc plated

VITI TSP POZIDRIVE AUTOFILETTANTI
SELF-TAPPING POZIDRIVE SCREWS

Vite TSP VBA plus
Flathead VBA Plus screw



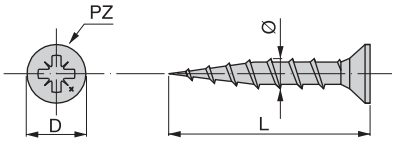

Ø	L	Cod.			
2,5	15	**50302**	-	**06**	1.000
3	15	**50307**	-	**06**	500
3	20	**50308**	-	**06**	500
3	25	**50309**	-	**06**	500
3	30	**50310**	-	**06**	500
3,5	15	**50314**	**05**	-	500
3,5	20	**50395**	**05**	-	500
3,5	25	**50316**	-	**06**	500
3,5	30	**50317**	-	**06**	500
3,5	35	**50318**	-	**06**	500
3,5	40	**50319**	**05**	-	500
4	15	**50323**	**05**	-	500
4	20	**50324**	**05**	-	500
4	25	**50325**	**05**	-	500
4	30	**50326**	**05**	-	500
4	35	**50327**	**05**	-	500
4	40	**50328**	**05**	-	500
4	50	**50330**	**05**	-	500
4	60	**50331**	**05**	-	500
4,5	50	**50338**	**05**	-	500
4,5	60	**50339**	**05**	-	500
5	50	**50396**	**05**	-	500

Acciaio / Steel

Ø	PZ	D
2,5	1	5,1
3		5,9
3,5	2	6,9
4		7,9
4,5		8,9
5		9,9

Vite TSP VBA plus filetto parziale
Partially-threaded flathead VBA Plus screw

Ø	L	X	Cod.			
3,5	50	30	**50393**	-	**06**	500
4,5	70	44	**50352**	**05**	-	200

Acciaio / Steel



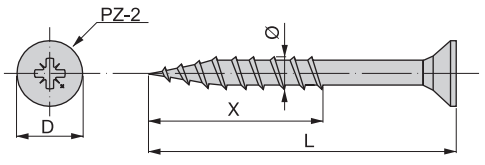

Ø	PZ	D
3,5	2	6,9
4,5		8,9

Vite TC VBA plus

Roundhead VBA screw



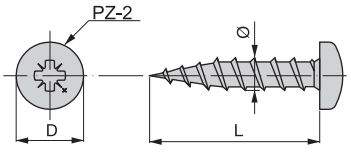

Ø	L	Cod.		
3,5	15	**50372**	**05**	500
4,5	17	**50379**	**05**	500

Acciaio / Steel

Ø	PZ	D
3,5	2	7
4,5		9

Vite VBA Plus testa piana larga

Wide extra flathead VBA Plus screw



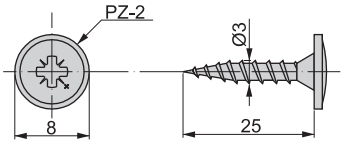

Cod.		
50369	**05**	500

Acciaio / Steel

Vite TGS VBA plus

Raised-head VBA Plus screw



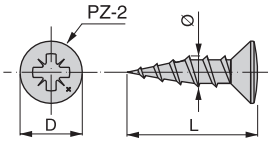

D	Ø	L	Cod.		
7,9	4	15	**50009**	**07**	500
6,5	3,5	16	**50008**	**07**	500

Acciaio / Steel

Vite XZ

XZ screw



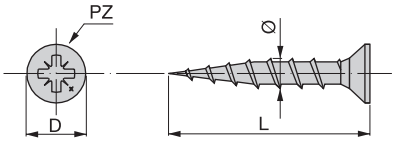

Ø	L	Cod.		
3	16	**82177**	**05**	1.000
3,5	16	**53901**	**05**	1.000
3,5	20	**53904**	**05**	1.000
3,5	30	**80240**	**05**	500
4	16	**53907**	**05**	500
4	20	**82186**	**05**	500
4	30	**81067**	**05**	500

Acciaio / Steel

Ø	PZ	D
3	1	5,8
3,5	2	6,7
4	2	7,7

PUNTE, PORTAPUNTE E CHIAVI ESAGONALI
BITS, BIT HOLDERS AND ALLEN KEYS

Punta Pozidrive
Pozidrive bit



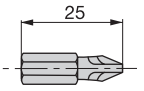

PZ	Cod.		
1	**61632**	**03**	5
2	**61633**	**03**	5

Acciaio / Steel

Portapunte magnetico universale
Universal magnetic bit holder



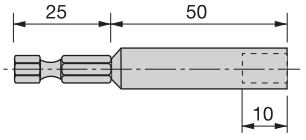

Cod.		
61634	**07**	1

Acciaio / Steel

Chiave esagonale a L
L-shaped allen key



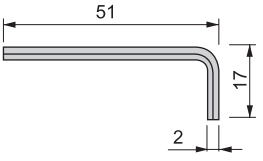

Cod.		
51411	**05**	1.000

Acciaio / Steel

Chiave esagonale a Z
Z-shaped allen key



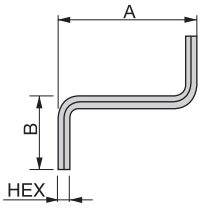

A	B	HEX	Cod.		
35	20	3	**60808**	**05**	1.000
46	22	4	**60626**	**05**	1.000

Acciaio / Steel

BUSSOLE
SOCKETS

Fondello ragno
Pronged



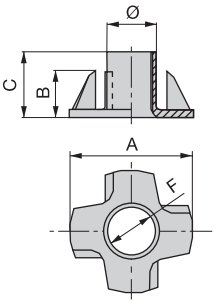

A	B	C	Ø	F	Cod.		
17	6,5	8	8	M6	**30070**	**05**	1.000
19	6	8	9	M8	**30069**	**05**	1.000
22,5	7,5	11	12	M10	**30068**	**05**	1.000

Acciaio / Steel

Fondello da avvitare
Screw-in



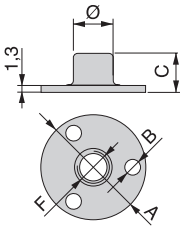

A	B	C	Ø	F	Cod.		
25	3,5	12,3	10	M8	**50447**	**05**	1.250
29	3,8	11,3	11,6	M10	**50446**	**05**	1.250

Acciaio / Steel

Fondello a pressione
Wide rimmed



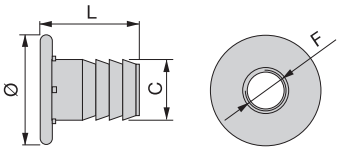

L	Ø	C	D	F	Cod.		
15,4	13,6	8,7	8	M6	**80667**	**05**	1.000
18	20	10,7	10	M8	**80291**	**05**	1.000
19	22	12,5	12	M10	**80353**	**05**	1.000

Acciaio / Steel

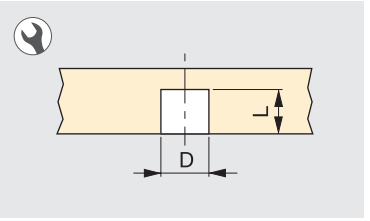

Bussola ad espansione
Expanding socket



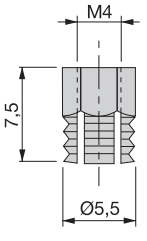

Cod.		
90034	**02**	1.000

Ottone / Brass

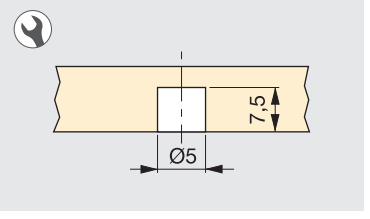

01 | Zama grezza / Natural zamak
02 | Ottone / Natural brass
05 | Zincato bianco / Zinc plated

Bussola ad espansione

Expanding socket



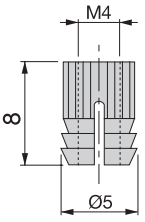

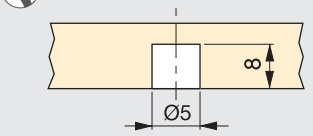

Cod.		
90033	**02**	5.000

Ottone / Brass

Bussola ad espansione

Expanding socket



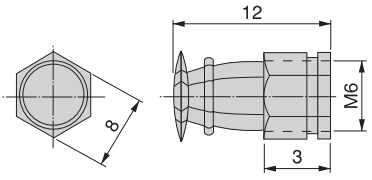

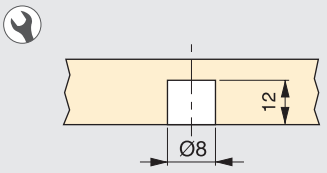

Cod.		
80082	**02**	2.500

Ottone / Brass

- Con sfera interna per espansione.
- With expanding ball.

Bussola esagono incassato

Hexagonal built-in socket



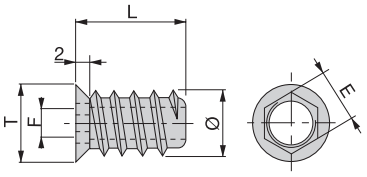

F	D	E	T	L	Ø	Cod.			
M6	8	6	12	10	9,5	**80280**	**01**	**05**	1.000
M6	8	6	12	13	10,5	**80080**	**01**	**05**	5.000
M6	8	6	12	18	10,5	**80077**	**01**	**05**	1.000
M8	10	8	14	15	12	**80076**	**01**	**05**	1.000

Zama / Zamak

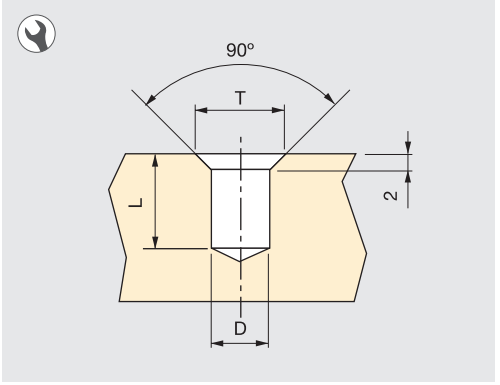



Bussola M4

M4 socket



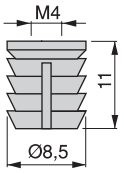

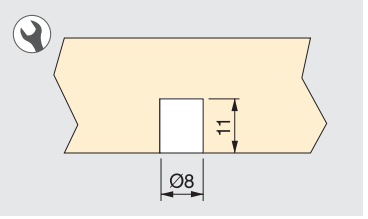

Cod.		
90474	**20**	2.000

Tecnoplastica / Plastic

Bussola M6

M6 socket



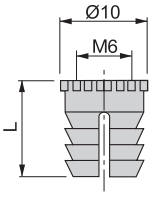

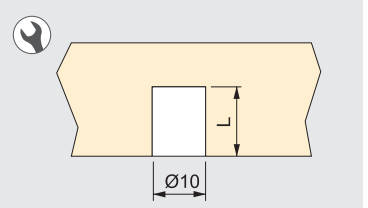

L	Cod.		
10	**90079**	**20**	2.500
13	**90078**	**20**	2.500

Tecnoplastica / Plastic

Bussola Ø5

Ø5 socket

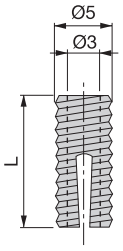

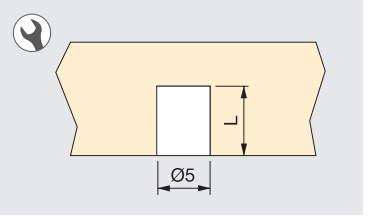

L	Cod.		
10	**90409**	**20**	5.000
11	**90036**	**20**	5.000

Tecnoplastica / Plastic

Barilotto

Housing



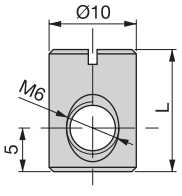

L	Cod.		
12	**61089**	**05**	2.000
14	**61701**	**05**	2.000

Acciaio / Steel

05 | Zincato bianco / Zinc plated
15 | Plastica bianca / White plastic
20 | Trasparente / non classificata / Transparent / not defined

PARACOLPI
BUMPERS

Paracolpi a T
T bumpers



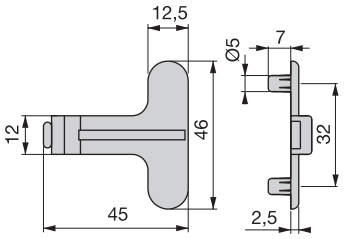

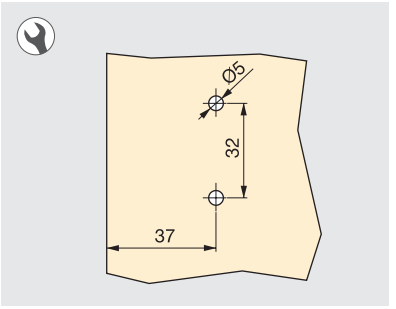

Cod.		
90166	**20**	1.000

Tecnoplastica / Plastic

- Battente in plastica morbida.
- Stop in soft plastic.

Paracolpi ad incasso
Soft-stem



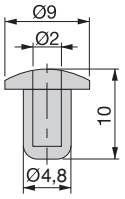

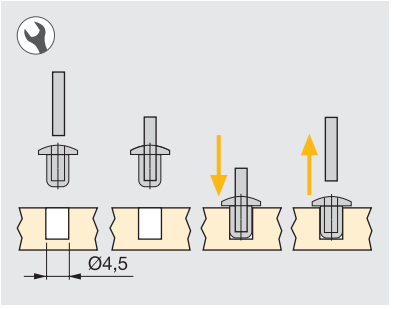

Cod.		
90698	**20**	5.000

Tecnoplastica / Plastic

- Non include utensile di montaggio
- Assembling tool not included.

Paracolpi ad incasso
Soft-stem



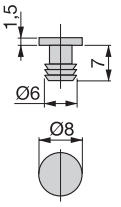

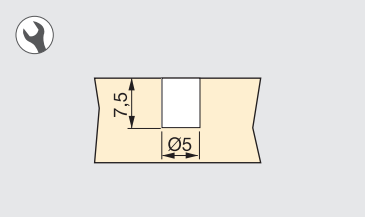

Cod.		
90174	**15**	5.000

Tecnoplastica / Plastic

Paracolpi ad incasso
Soft-stem



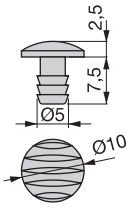

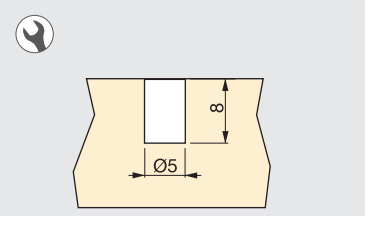

Cod.		
90173	**20**	5.000

Tecnoplastica / Plastic

Paracolpi ad incasso
Soft-stem



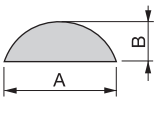

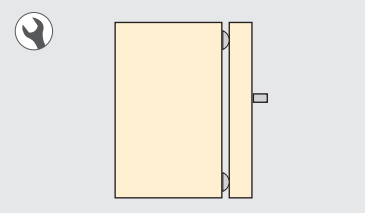

A	B	Cod.		
10	3	**30057**	**20**	500
7	1,5	**30059**	**20**	500
10	1,5	**81710**	**20**	500

Tecnoplastica / Plastic

COPRIFORI
COVERCAPS

Copriforo
Grooved plastic



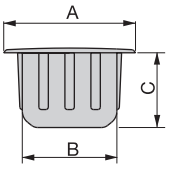

A	B	C	Cod.		
8	5	5	**90176**	**15**	1.000
12	8	8	**90178**	**15**	1.000

Tecnoplastica / Plastic

Copriforo adesivo
Adhesive cap



Ø	N° pezzi N° pieces	Cod.															
13	20 uds / foglio 20 uds / sheet	**51289**	**15**	**16**	**17**	**18**	**19**	**21**	**22**	**23**	**26**	**27**	**28**	**30**	**50**	**83**	1.000
20	15 uds / foglio 15 uds / sheet	**51360**	**15**	**16**	**17**	**18**	**19**	**21**	**22**	**23**	**26**	**27**	**28**	**30**	-	**83**	900

Tecnoplastica / Plastic



15 | Plastica bianca / White plastic
16 | Plastica noce / Brown plastic
17 | Plastica nera / Black plastic
18 | Finitura frassino / Ash effect
19 | Finitura rovere / Oak effect
21 | Plastica grigia / Grey plastic
22 | Plastica beige / Beige plastic
23 | Plastica grigia antracita / Grey plastic antracite
26 | Finitura ciliegio / Cherry wood effect
27 | Grigio effetto tessile / Grey textile effect
28 | Beige effetto tessile / Beige textile effect
30 | Finitura faggio / Beech effect
50 | Finitura pino / Pine effect
83 | Finitura wenguè / Wengue effect

NOTE

NOTES

4.4
63/72

SISTEMI DI ASSEMBLAGGIO A PARETE

Reggimensole a parete

4.63 Reggimensole a parete

Reggipensili per moduli

4.67 Reggipensile per moduli base appesi
4.69 Reggipensili per moduli alti

WALL FASTENER SYSTEMS

Wall fastener systems

4.63 Wall shelf supports

Suspended module hangers

4.67 Hanging bracket for suspended lower modules
4.69 Suspended high module hangers





REGGIMENSOLE A PARETE
WALL FASTENER SYSTEMS

Zipp 2



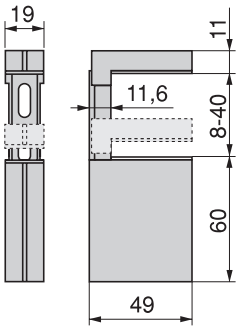

Cod.		
62615	**25**	40

Tecnoplastica e zama
Plastic and zamak



- Secondo norma UNE EN-14749:2006 (mobili contenitori di uso domestico ed in cucine).
- Complies with UNE EN-14749:2006 (furniture for home and use kitchen).

Zipp 3



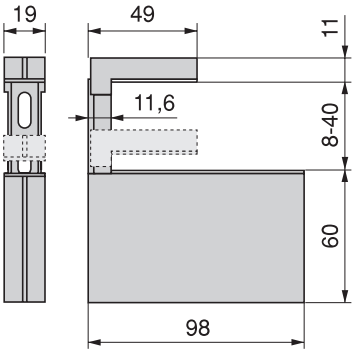

Cod.		
63486	**25**	40

Tecnoplastica e zama
Plastic and zamak



- Dispone di una vite nella parte anteriore per la regolazione dell'inclinazione della mensola.
- Secondo norma UNE EN-14749:2006 (mobili contenitori di uso domestico ed in cucine).
- Has a screw on the front to adjust the shelf slope.
- Complies with UNE EN-14749:2006 (furniture for home and use kitchen).

Halcón



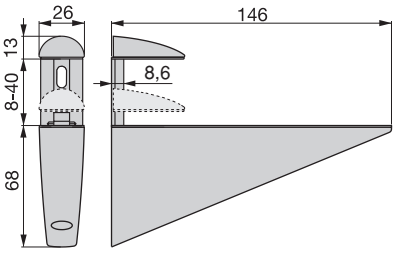

Cod.			
61930	**24**	**25**	40

Tecnoplastica e zama
Plastic and zamak



- Secondo norma UNE EN-14749:2006 (mobili contenitori di uso domestico ed in cucine).
- Complies with UNE EN-14749:2006 (furniture for home and use kitchen).

Venecia



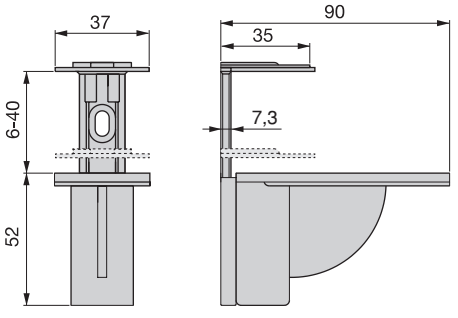

Cod.		
86501	**25**	100

Tecnoplastica e zama
Plastic and zamak



- Due reggimensole poste a 400mm tra loro con una mensola da 600mm profonda 350mm e dello spessore di 40mm supportano un carico di 30kg

- The maximum weight the units support is 30kg. Maximum shelf dimensions are 400mm wide, 350mm deep and 40mm thick.

Squad-2



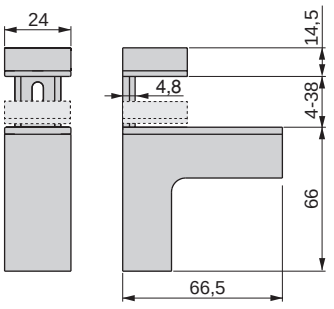

Cod.		
60205	**25**	40

Tecnoplastica e zama
Plástico e zamak



- Secondo norma UNE EN-14749:2006 (mobili contenitori di uso domestico ed in cucine).
- Complies with UNE EN-14749:2006 (furniture for home and use kitchen).

Mirlo



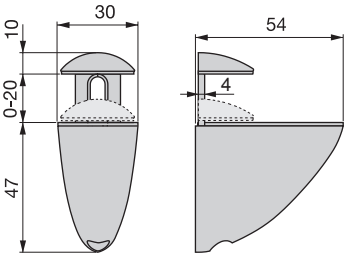

Cod.			
62488	**11**	**25**	40

Tecnoplastica e zama
Plastic and zamak



Azor



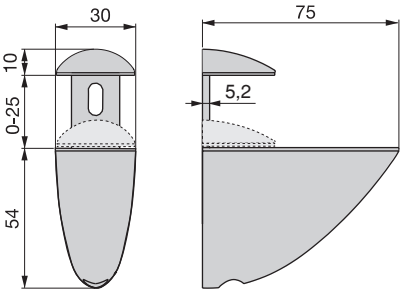

Cod.			
62485	**24**	**25**	40

Tecnoplastica e zama
Plastic and zamak



05 Zincato bianco / Zinc plated | 11 Cromato brillo / Chrome plated | 24 Verniciato nichel opaco / Matt nickel painted | 25 Verniciato alluminio / Silver painted

Pelícano



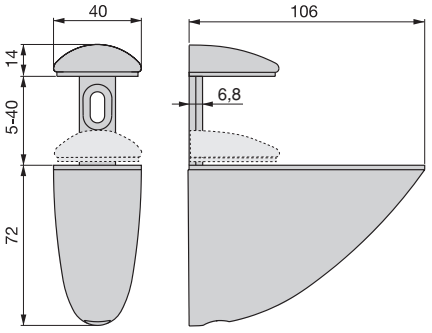

Cod.		
51122	**25**	40

Tecnoplastica e zama
Plastic and zamak



- Secondo norma UNE EN-14749:2006 (mobili contenitori di uso domestico ed in cucine).
- Complies with UNE EN-14749:2006 (furniture for home and use kitchen).

Reggimensola a scomparsa Phantom

Phantom hidden support



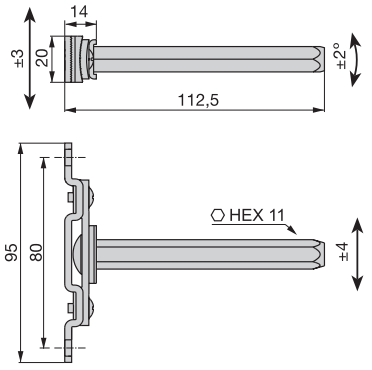

Cod.		
69126	**05**	40

Acciaio / Steel

- Peso massimo per 2 reggimensole: 20kg per mensole da 900x300 mm 15kg per mensole da 900x350 mm.
- Per mensole superiori ai 900 mm, si raccomanda usare 3 reggimensole.
- Distanza massima tra reggimensole 700 mm.
- I tasselli non sonno addatti per pareti in cartongesso.
- Per un bloccaggio definitivo della mensola utilizzare l'eccentrico Ø15 Cod. 8006601 e relativo tirante 5137705 o 5137905.

- Max weight for 2 supports: 20kg for 900x300mm shelves 15kg for 900x350 mm shelves.
- For shelves longer than 900 mm, we reccomend to use 3 supports.
- Max distance between supports 700 mm.
- The plugs supplied are not suitable for use with plasterboard walls.
- For a better fixing of the shelf you can use Ø15 cam Cod. 8006601 and bolts 5137705 or 5137905.

MONTAGGIO:
ASSEMBLING:

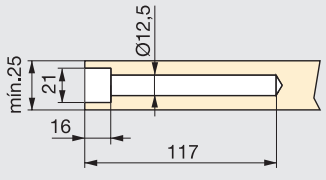

MONTAGGIO CON ECCENTRICO Ø15.
ASSEMBLING WITH Ø15 CAM.

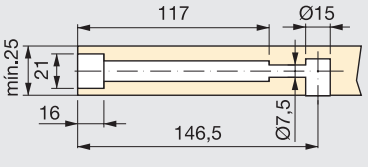



REGGIPENSILE PER MODULI BASE APPESI
HANGING BRACKET FOR SUSPENDED LOWER MODULES

NEW

Max. 2x150 kg



Reggipensile Strong
Strong hanger

Cod.		
43471	**05**	50

Zama e acciaio
Zamak and steel



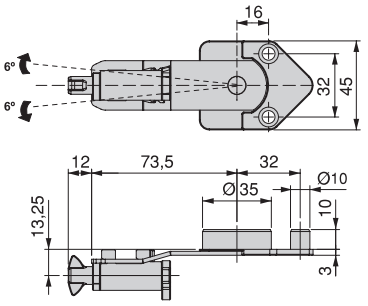

- In combinazione con il supporto inferiore può regolare in senso verticale, orizzontale e in profondità.
- Test di portata 300 kg.

- In combination with the lower support it can be adjusted vertically, horizontally and in depth.
- Dynamic tests of 300 kg.

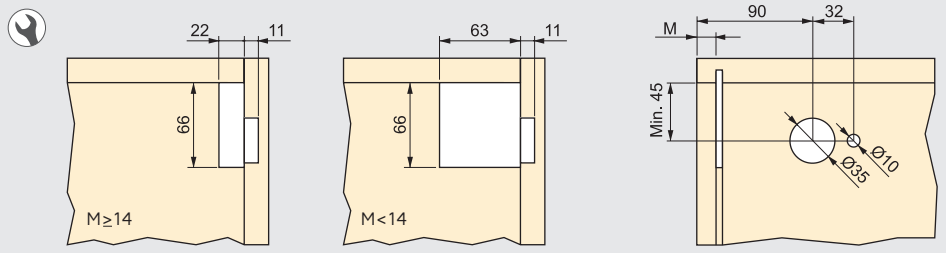

Piastra Strong
Strong plate

Cod.		
43472	**05**	100

Acciaio / Steel



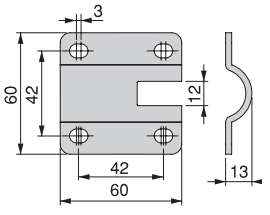

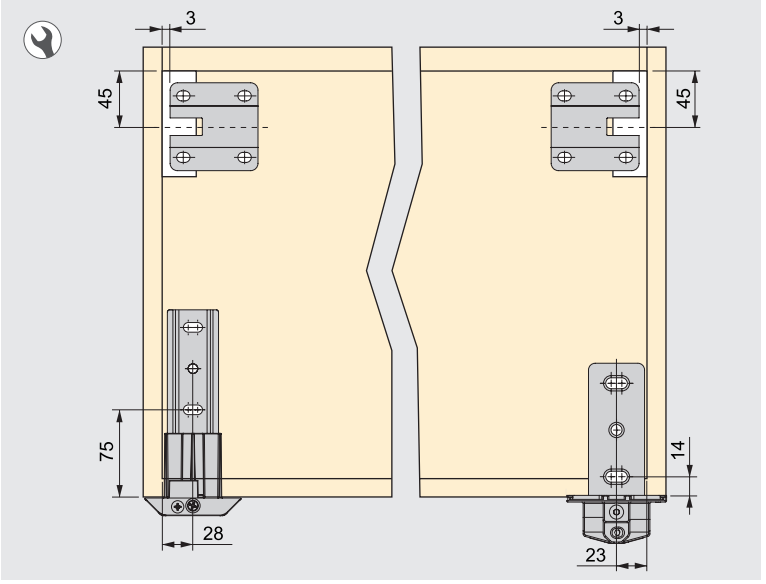



05 | Zincato bianco
Zinc plated

Supporto inferiore Strong 3 mm

Bottom fix support Strong 3 mm



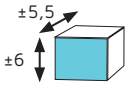

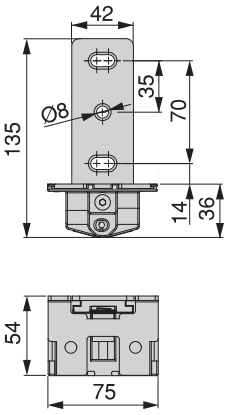

Cod.		
43474	**05**	25

Zama e acciaio
Zamak and steel

Supporto inferiore Strong 32 mm

Bottom fix support Strong 32 mm



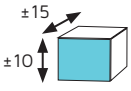

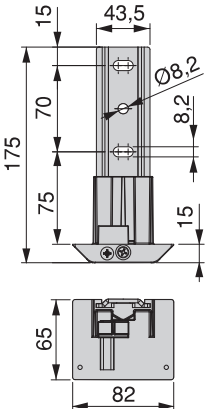

Cod.		
43473	**05**	25

Zama e acciaio
Zamak and steel



www.emuca.com

REGGIPENSILI PER MODULI ALTI
SUSPENDED HIGH MODULE HANGERS



Reggipensile Tack
Tack hanger



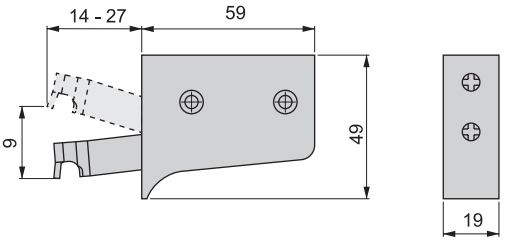

Descrizione Description	Cod.		
Per vite Screw-on	**89227**	**21**	200

Acciaio e tecnoplastica
Steel and plastic

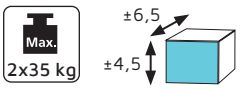

- Reggipensile a vista universale.
- Regolazione frontale.

- Visible hanger without side.
- Front adjustment.

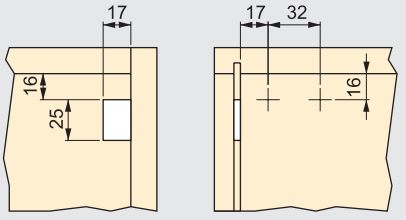

Vite raccomandata
Ø3,5x30mm.

Recommend screw
Ø3,5x30mm.

Reggipensile Hook
Hook hanger



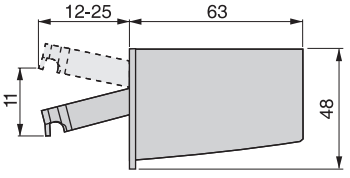

Descrizione Description	Lato Hand	Cod.		
Per vite Screw-on	Destra Right	**89216**	**21**	200
Per vite Screw-on	Sinistra Left	**89215**	**21**	200
A pressione Knock-in	Destra Right	**89214**	**21**	200
A pressione Knock-in	Sinistra Left	**89213**	**21**	200

Acciaio e tecnoplastica / Steel and plastic

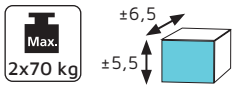

- Portata fino a 70 kg secondo norme UNI 10716.
- Regolazione frontale.

- Max. load 70 kg according to UNI 10716.
- Frontal adjustment.

MONTAGGIO HOOK A VITE
SCREW-ON HOOK ASSEMBLY

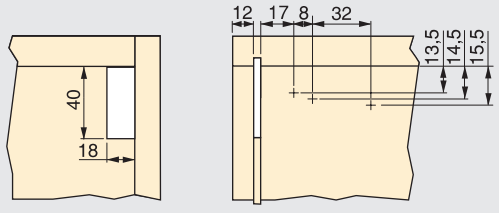

MONTAGGIO HOOK A PRESSIONE
KNOCK-IN HOOK ASSEMBLY

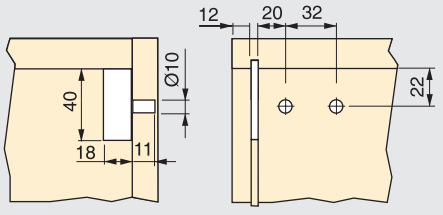

Vite raccomandata
Ø3,5x25mm.

Recommend screw
Ø3,5x25mm.

Tappi Hook
Hook covers



Lato / Hand	Cod.				
Destra / Right	**89218**	**07**	**15**	**21**	200
Sinistra / Left	**89217**	**07**	**15**	**21**	200

Tecnoplastica / Plastic

05 Zincato bianco / Zinc plated | 07 Nichelato / Nickel plated | 15 Plastica bianca / White plastic | 21 Plastica grigia / Grey plastic | 23 Plastica grigia antracita / Grey plastic antracite



Reggipensile Holdy

Holdy hanger

Descrizione / Description	Lato / Hand	Cod.		
Per vite / Screw-on	Destra / Right	**43424**	**05**	200
Per vite / Screw-on	Sinistra / Left	**43425**	**05**	200

Acciaio / Steel



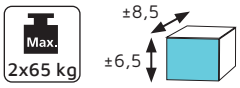

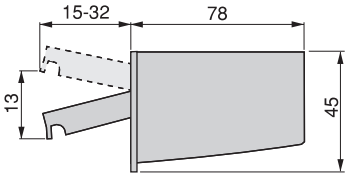

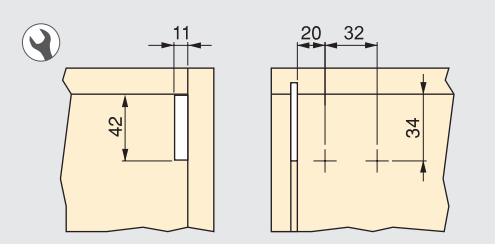

- Reggipensile per mobili ad elevata portata: 45Kg/unità secondo EN 15939.
- Permette tre regolazioni indipendenti e facilmente raggiungibili frontalmente.
- Rimane nascosto con un tappo estrapiano in diversi colori.
- Realizzato in ferro per permettere il suo riciclaggio.

- High-resistance furniture hanger: 45 Kg/unit according to EN 15939
- Allows for three separate adjustments that are easily accessible from the front.
- It is hidden under an extra-flat cover in different colours.
- Made from steel to allow for subsequent recycling.

Tappi Holdy

NEW

Holdy covers

Lato / Hand	Cod.				
Destra / Right	**43428**	**15**	**21**	**23**	400
Sinistra / Left	**43429**	**15**	**21**	**23**	400

Tecnoplastica / Plastic



Anti ribaltamento Holdy

NEW

Holdy anti-tip

Lato / Hand	Cod.		
Destra / Right	**43430**	**20**	400
Sinistra / Left	**43431**	**20**	400

Tecnoplastica / Plastic





- Non compatibili con la barra di acciaio cod. 9173305.
- Not compatible with the steel bar cod. 9173305.

www.emuca.com

Barra reggipensile

Profile



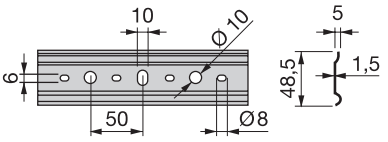

L	Cod.		
2 m	**91733**	**05**	10

Acciaio / Steel

- La barra di acciaio si taglia facilmente senza necessità di utensili grazie alle sue piegature.
- The steel bar is easily cut without the need for tools thanks to its flexibility.

Piastra reggipensili

Mounting plate



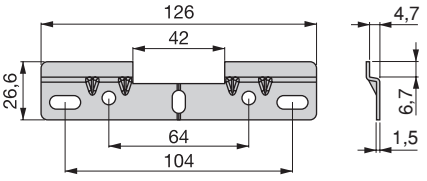

Cod.		
91732	**05**	400

Acciaio / Steel

Appendipensili Levelup

Levelup hanger





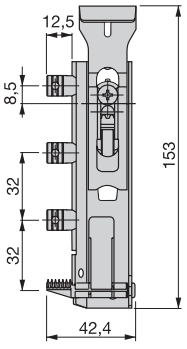

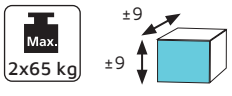

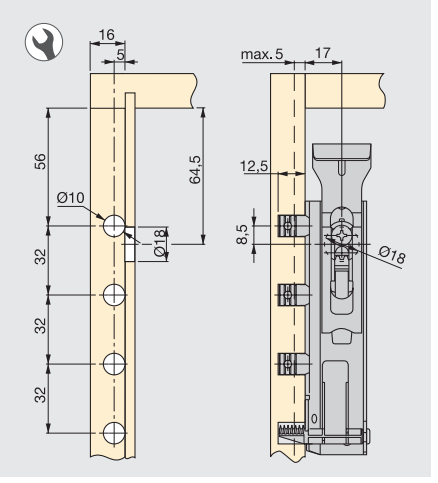

Lato Hand	Cod.		
Destra Right	**89186**	**05**	100
Sinistra Left	**89187**	**05**	100

Acciaio / Steel

- Il sistema LEVELUP reggipensile per mobili non necessita di ferramenta per il montaggio, offre la massima semplicità, regolazione e robustezza. Solo girando una leva di 180°il reggipensili rimane perfettamente ancorato.
- Alta resistenza: ha una capacità di carico di 50Kg per reggipensile. Norma EN 15939 nel telaio di prova tipo A.
- Di facile collocazione, il fissaggio avviene sul fianco del mobile indipendentemente dal cappello superiore.
- Gran regolazione: Regolazione laterale con guida in ferro fino a 16mm con avvitatore Philips N°2 Ø6 o con Pozidrive N°2 Ø6. Ecologico: questo reggipensile è interamente realizzato in metallo e può essere riciclato senza nessun problema.

- Without the need for tools, the LEVELUP wardrobe hanger offers maximum simplicity, adjustment and strength. By simply turning the lever 180°, the hanger is perfectly fastened.
- High resistance: Nominal load capacity of 50 Kg per hanger. Standard EN 15939 for type A test frame.
- Easy to fit: The fastening is carried out on the side of the wardrobe separate from the upper cover.
- Great adjustment. Side adjustment with steel rail up to 16 mm with a Phillips® N°2, Ø6 screwdriver or with Pozidriv® N°2, Ø6. Depth adjustment of up to 25mm.
- Environmentally friendly: This hanger is fully made from metal and can be recycled without any problems.

03 Acciaio grezzo / Natural steel | 05 Zincato bianco / Zinc plated | 07 Nichelato / Nickel plated | 15 Plastica bianca / White plastic

Piastrina doppia Levelup

Levelup double plate

Cod.		
89188	**03**	200

Acciaio / Steel



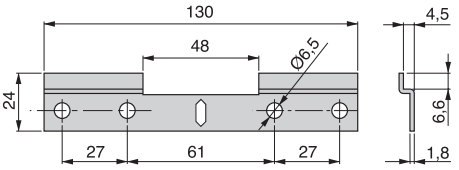

Copriforo Levelup

Levelup cover

Cod.			
89189	**07**	**15**	1.000

Zama / Tecnoplastica
Zamak / Plastic



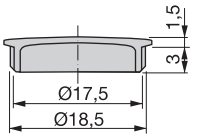

Set di appendipensili Levelup con piastrina

KIT

Set of Levelup hanger with plate

Cod.		
40086	**05**	1

Acciaio / Steel



Ogni set contiene:
1 appendipensile mano destra.
1 appendipensile mano sinistra.
1 piastrina.

Each set contains:
1 hanger right hand.
1 hanger left hand.
1 plate.

5

ILLUMINAZIONE

LIGHTING





5.1 Strisce LED

Strisce LED

5.09 Lynx Premium
5.15 Lynx Basic

Accesori strisce LED

5.17 Connettori
5.21 Sensori
5.23 Profili

5.2 Illuminazione LED

5.35 Barre luminose
5.37 Pannelli
5.39 Flessibili
5.40 Punti luce
5.51 Batteria
5.54 Tubi appendiabiti con illuminazione
5.55 Bagno

5.3 Accesori

5.61 Convertitori
5.65 Sensori e interruttori
5.69 Carica batterie
5.71 Multiconnettori e prese
5.73 Accesori e cavi

5.1 LED strips

LED strips

5.09 Lynx Premium
5.15 Lynx Basic

LED strips accessories

5.17 Connectors
5.21 Sensors
5.23 Profiles

5.2 LED luminaires

5.35 Longitudinals
5.37 Panels
5.39 Flexible
5.40 Spot
5.51 Battery operated
5.54 Illuminated hanging bars
5.55 Bathroom

5.3 Accessories

5.61 Converters
5.65 Sensors and switches
5.69 Chargers
5.71 Multiconnectors and plugs
5.73 Accessories and cables

INFORMAZIONE ILLUMINAZIONE / LIGHTING INFORMATION

Simbologia / Simbología

Il prodotto è conforme alle Direttive Europee: LVD 2014-35-UE, EMC 2014-30-UE e RoHS 2011/65/EU

The product conforms to the European Directives: LVD 2014-35-UE, EMC 2014-30-UE e RoHS 2011/65/EU

Isolamento nella quale la protezione contro le scariche elettriche defluisce esclusivamente sull'isolamento principale nel conduttore della messa a terra.

Lights to which the protection against the electrical shocks exclusively falls on the main isolation and a connected conductor of protection to earth.

Isolamento in classe II di protezione sono progettati in modo da non richiedere (e pertanto non devono avere) la connessione di messa a terra.

Isolation of class II protected against electrical unloading by direct bonding and indirect. It does not need Earth return.

Apparecchi di classe III a bassa tensione di sicurezza. Gli apparecchi a bassa tensione non devono essere connessi alle rete con presa a terra.

For safety reasons devices class III with very low tension must not be connected to the earth terminal.

Apparecchio idoneo al montaggio su superfici costruite con materiali dei quali non si conosca il grado di infiammabilità (es. legno).

The instrument is suitable for the assemblage os surfaces built with materials of which inflammability characteristics are unknown (exemple wood).

Impianto idoneo al montaggio incassato o sopra a superfici normalmente infiammabili.

The instrument is suitable to be installed in or on inflammable surfaces.

Onde tutelare l'ambiente, non buttate l'apparecchio tra i normali rifiuti al termine della sua vita utile, ma portatelo presso i punti di raccolta specifici per questi rifiuti previsti dalla normativa vigente.

To protect the environment, not thrown the device between normal waste at the end of the useful life, take it at the collection points for these specific waste provided by law.

IP20 — Illuminazione ideale per zone asciutte / Ideal light for dry areas

A — Classe di efficienza energetica / Energy efficiency class

AMP — Connessione AMP / AMP connection

Lunghezza cavo / Longitude of cable

Include gli elementi per il montaggio / Includes the elements for the assembly

Fascio di luce / Beam angle

Adesivo / Adhesive

Possibilità di connettere varie lampade / Can be connected to various led lights

Taglio manuale / Manual cut

Taglio mediante macchina / Machine cut

Spessore / Thickness

Distanza minima degli oggetti illuminati / Minimum distance of illuminated objects

Lampada ad incasso / Built-in lights

Lampada a superficie / Surface lights

Diametro di lavorazione / Diameter of holes

LED — Lampada LED / LED light

GX53 — Lampada GX53 / GX53 lamp

Dispone di telecomando / Comes with remote control

ON/OFF 25" — Temporizzatore / Timer

DIMMER 5 - 100% — Dimmer / Dimmer

Angolo d'azione del sensore / Detection angle of sensor

Raggio d'azione del sensore / Detection range of sensor

12V DC — Utilizzare convertitore a tensione costante / Use constant voltage converter

~AC 230V 50Hz — Senza necessità di LED driver / Without need to use LED-driver

Funziona con pile. Le pile sono incluse per verificare il funzionamento del prodotto.
Runs off batteries. The batteries included are for the purpose of checking the product.

5V DC — Funziona con batteria ricaricabili. / Runs off rechargeable batteries.

SENSOR SPECIAL — Usare con sensore specifico / Use with specific sensors

SENSOR 240V AC — Usare con sensore 240V AC / Use with sensors 240V AC

SENSOR 12V DC — Usare con sensore 12V DC / Use with sensors 12V DC

SENSOR 24V DC — Usare con sensore 24V DC / Use with sensors 24V DC

SENSOR INCLUDED — Dispone di sensore integrato / Integrated sensor



Sistema di rilevamento nascosto per prossimità ON/OFF, si accende e si spegne quando si interferisce il suo raggio d'azione. Senza temporizzatore.

Proximity hidden sensor system ON/OFF, switches on or off when action range is interfered. No timer.



Sistema di rilevamento per prossimità ON/OFF, si accende e si spegne quando si interferisce il suo raggio d'azione. Senza temporizzatore.

Proximity sensor system ON/OFF, switches on or off when action range is interfered. No timer.



Sistema di rilevamento per prossimità sempre ON, solo si spegne quando si interferisce il suo raggio d'azione. Senza temporizzatore.

Always ON proximity detection system, switches off when movement is detected within action range. No timer.



Sistema di rilevamento di movimento, si accende quando si interferisce il suo raggio d'azione.

Movement detection system, switches on when movement is detected within its action rage.



Sistema di rilevamento per contatto. Capacità di rilevamento regolabile secondo necessità.

Touch sensor by contact. Adjustable sensitiveness according to need.



Sistema di controllo remoto per radio frequenza a due canali e temporizzatore per lo spegnimento simultaneo di entrambi i canali.

Radio frequency remote control system with two channels and a timing device for the simultaneous switched off of both channels.

INFORMAZIONE ILLUMINAZIONE / LIGHTING INFORMATION

Temperatura di colore / Colour temperature

KELVIN





3.000 - 3.900 K



4.000 - 5.000 K



5.100 - 7.000 K

Grado di protezione / Degree of protection



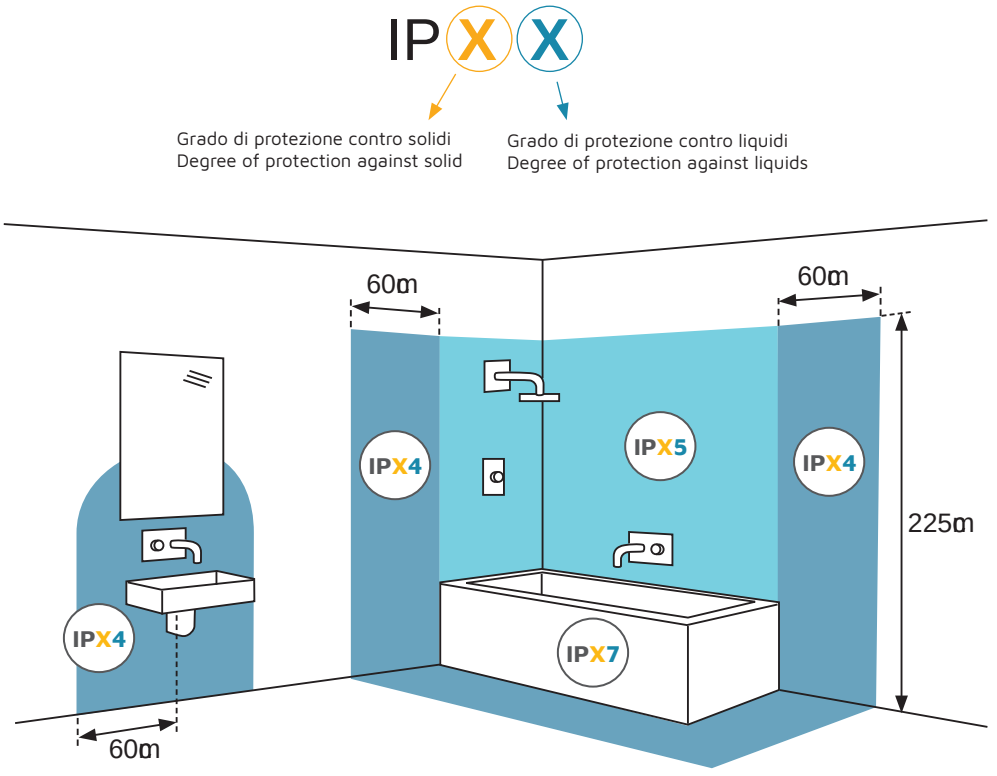





5.1
05/30

Strisce LED

Strisce LED

5.09 Lynx Premium
5.15 Lynx Basic

Accesori strisce LED

5.17 Connettori
5.21 Sensori
5.23 Profili

LED strips

LED strips

5.09 Lynx Premium
5.15 Lynx Basic

LED strips accessories

5.17 Connectors
5.21 Sensors
5.23 Profiles





INFORMAZIONE STRISCE LED / LED STRIPS INFORMATION

	Cod.	WATT	IP	Lumen	Efficiency	Colour	LEDs		Class	CRI	LED			max.	DIMMABLE		L	
Lynx Premium 4,8W/m IP20	**5200920**	4,8 W/m	IP20	410 lm/m	85 lm/W	6.000 K	60 LEDs/m	12V DC	A+	≥80	SMD 3528	3M®	120°	10 m	0-100%	3 LEDs	5 m	2
	5201020	4,8 W/m	IP20	410 lm/m	85 lm/W	4.000 K	60 LEDs/m	12V DC	A+	≥80	SMD 3528	3M®	120°	10 m	0-100%	3 LEDs	10 m	1
	5201120	4,8 W/m	IP20	410 lm/m	85 lm/W	3.000 K	60 LEDs/m	12V DC	A+	≥80	SMD 3528	3M®	120°	10 m	0-100%	3 LEDs	5 m	2
Lynx Premium 4,8W/m IP65	**5201220**	4,8 W/m	IP65 PUR	410 lm/m	85 lm/W	4.000 K	60 LEDs/m	12V DC	A+	≥80	SMD 3528	3M®	120°	10 m	0-100%	3 LEDs	10 m	1
	5201320	4,8 W/m	IP65 PUR	410 lm/m	85 lm/W	3.000 K	60 LEDs/m	12V DC	A+	≥80	SMD 3528	3M®	120°	10 m	0-100%	3 LEDs	5 m	2
Lynx Premium 9,6W/m IP20	**5201420**	9,6 W/m	IP20	805 lm/m	84 lm/W	6.000 K	120 LEDs/m	12V DC	A+	≥80	SMD 3528	3M®	120°	10 m	0-100%	3 LEDs	5 m	2
	5201520	9,6 W/m	IP20	805 lm/m	84 lm/W	4.000 K	120 LEDs/m	12V DC	A+	≥80	SMD 3528	3M®	120°	10 m	0-100%	3 LEDs	10 m	1
	5201620	9,6 W/m	IP20	805 lm/m	84 lm/W	3.000 K	120 LEDs/m	12V DC	A+	≥80	SMD 3528	3M®	120°	10 m	0-100%	3 LEDs	5 m	2
Lynx Premium 9,6W/m IP65	**5201720**	9,6 W/m	IP65 PUR	805 lm/m	84 lm/W	4.000 K	120 LEDs/m	12V DC	A+	≥80	SMD 3528	3M®	120°	10 m	0-100%	3 LEDs	10 m	1
	5201820	9,6 W/m	IP65 PUR	805 lm/m	84 lm/W	3.000 K	120 LEDs/m	12V DC	A+	≥80	SMD 3528	3M®	120°	10 m	0-100%	3 LEDs	5 m	2
Lynx Premium 14,4W/m IP20	**5201920**	14,4 W/m	IP20	1.200 lm/m	83 lm/W	6.000 K	60 LEDs/m	12V DC	A+	≥80	SMD 2835	3M®	120°	5 m	0-100%	3 LEDs	5 m	2
	5202020	14,4 W/m	IP20	1.200 lm/m	83 lm/W	4.000 K	60 LEDs/m	12V DC	A+	≥80	SMD 2835	3M®	120°	5 m	0-100%	3 LEDs	5 m	2
	5202120	14,4 W/m	IP20	1.200 lm/m	83 lm/W	3.000 K	60 LEDs/m	12V DC	A+	≥80	SMD 2835	3M®	120°	5 m	0-100%	3 LEDs	5 m	2
Lynx Premium 14,4W/m IP65	**5202220**	14,4 W/m	IP65 PUR	1.200 lm/m	83 lm/W	4.000 K	60 LEDs/m	12V DC	A+	≥80	SMD 2835	3M®	120°	5 m	0-100%	3 LEDs	5 m	2
	5202320	14,4 W/m	IP65 PUR	1.200 lm/m	83 lm/W	3.000 K	60 LEDs/m	12V DC	A+	≥80	SMD 2835	3M®	120°	5 m	0-100%	3 LEDs	5 m	2
Lynx Premium 28,8W/m IP65	**5202420**	28,8 W/m	IP20	2.700 lm/m	94 lm/W	4.000 K	120 LEDs/m	12V DC	A+	≥80	SMD 2835	3M®	120°	3 m	0-100%	3 LEDs	5 m	2
Lynx CCT 28,8W/m IP65	**5202620**	28,8 W/m	IP65 silicone	2.050 lm/m	71 lm/W		60 LEDs/m	12V DC	A+	≥80	SMD 5025	3M®	120°	3 m	0-100%	3 LEDs	5 m	1
Lynx RGB 14,4W/m IP65	**5200020**	14,4 W/m	IP65 silicone	960 lm/m	67 lm/W		60 LEDs/m	12V DC	A+	≥80	SMD 5050	3M®	120°	5 m	0-100%	3 LEDs	5 m	1
Lynx Basic 4,8W/m IP20	**5200120**	4,8 W/m	IP20	330 lm/m	69 lm/W	6.000 K	60 LEDs/m	12V DC	A	≥70	SMD 2835	3M®	120°	5 m	0-100%	3 LEDs	5 m	2
	5200220	4,8 W/m	IP20	330 lm/m	69 lm/W	3.000 K	60 LEDs/m	12V DC	A	≥70	SMD 2835	3M®	120°	5 m	0-100%	3 LEDs	5 m	2
Lynx Basic 4,8W/m IP65	**5200320**	4,8 W/m	IP65 silicone	330 lm/m	69 lm/W	6.000 K	60 LEDs/m	12V DC	A	≥70	SMD 2835	3M®	120°	5 m	0-100%	3 LEDs	5 m	2
	5200420	4,8 W/m	IP65 silicone	330 lm/m	69 lm/W	3.000 K	60 LEDs/m	12V DC	A	≥70	SMD 2835	3M®	120°	5 m	0-100%	3 LEDs	5 m	2
Lynx Basic 9,6W/m IP20	**5200520**	9,6 W/m	IP20	660 lm/m	69 lm/W	6.000 K	120 LEDs/m	12V DC	A	≥70	SMD 2835	3M®	120°	5 m	0-100%	3 LEDs	5 m	2
	5200620	9,6 W/m	IP20	660 lm/m	69 lm/W	3.000 K	120 LEDs/m	12V DC	A	≥70	SMD 2835	3M®	120°	5 m	0-100%	3 LEDs	5 m	2
Lynx Basic 9,6W/m IP65	**5200720**	9,6 W/m	IP65 silicone	660 lm/m	69 lm/W	6.000 K	120 LEDs/m	12V DC	A	≥70	SMD 2835	3M®	120°	5 m	0-100%	3 LEDs	5 m	2
	5200820	9,6 W/m	IP65 silicone	660 lm/m	69 lm/W	3.000 K	120 LEDs/m	12V DC	A	≥70	SMD 2835	3M®	120°	5 m	0-100%	3 LEDs	5 m	2

INFORMAZIONE STRISCE LED / LED STRIPS INFORMATION

Prodotto / Product
Lunghezza / Longitude
Lumen / Lumens
Potenza / Power
Prestazione / Efficiency
Temperatura di colore / Colour temperature
Numero di diodi LED / Number of LED diodes
Radice del codice / Code root
Finitura / Finishing
Imballo / Packaging

Lynx Premium 28,8W/m IP20

L	Lumen	WATT	Efficiency	Colour	LEDs	Cod.		
5 m	2.700 lm / m	28,8 W / m	94 lm / W	4.000 K	120 LEDs / m	**52024**	**20**	2

Tecnoplastica / Plastic

Si consiglia l'utilizzo di profili in alluminio.
We recommend to use aluminium profiles.





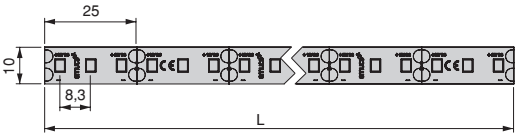



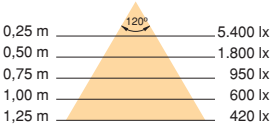

Fotografia prodotto / Product photography
Icone / Icons
Informazioni aggiuntive / Additional information
Disegno tecnico / Technical drawings
Numero di luxes / Luxes number
Materiale / Material

IP20 IP44 IP65 — Grado di protezione / Degree of protection

PUR silicone — Tipo di protezione / Type of protection

A+ A — Classe energetica / Energy class

CRI ≥70 CRI ≥80 — Indice di resa cromatica / Color rendering index

LED SMD 2835 LED SMD 3528 LED SMD 5025 LED SMD 5050 — Lampada LED / LED light

DOUBLE PCB — Tipo PCB / Type PCB

3M® — Adesivo / Adhesive

120° — Fascio di luce / Beam angle

max. 3 m max. 5 m max. 10 m — Lunghezza massima / Maximun lenght

dimmable 0-100% — Dimmerabile / Dimmable

3 LEDs — Taglio manuale / Manual cut

Possibilità di connettere varie lampade / Can be connected to various led lights

20 m — Dispone di telecomando / Comes with remote control

12V DC — Utilizzare convertitore a tensione costante / Use constant voltage converter

1 x CR2032 3 x LR03 AAA — Funziona con pile / Works with batteries

SENSOR LYNX — Usare con sensore specifico / Use with specific sensors



STRISCE LED
LED STRIPS

Lynx Premium 4,8W/m IP20



L	Lumen	WATT	Efficiency	Colour	LEDs	Cod.		
5 m	410 lm / m	4,8 W / m	85 lm / W	6.000 K	60 LEDs / m	**52009**	**20**	2
10 m	410 lm / m	4,8 W / m	85 lm / W	4.000 K	60 LEDs / m	**52010**	**20**	1
5 m	410 lm / m	4,8 W / m	85 lm / W	3.000 K	60 LEDs / m	**52011**	**20**	2

Tecnoplastica / Plastic

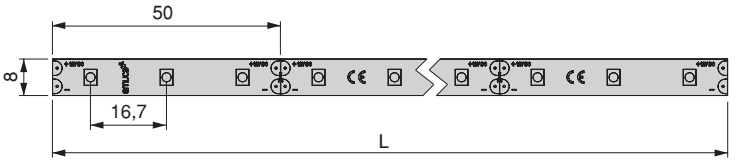



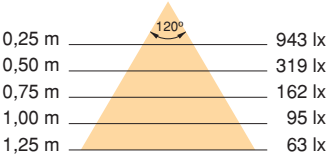

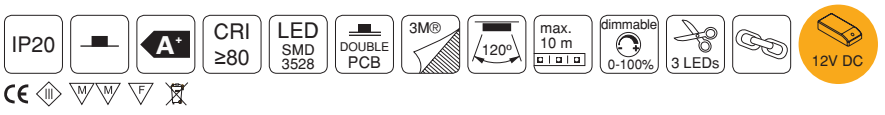

Lynx Premium 4,8W/m IP65



L	Lumen	WATT	Efficiency	Colour	LEDs	Cod.		
10 m	410 lm / m	4,8 W / m	85 lm / W	4.000 K	60 LEDs / m	**52012**	**20**	1
5 m	410 lm / m	4,8 W / m	85 lm / W	3.000 K	60 LEDs / m	**52013**	**20**	2

Tecnoplastica / Plastic

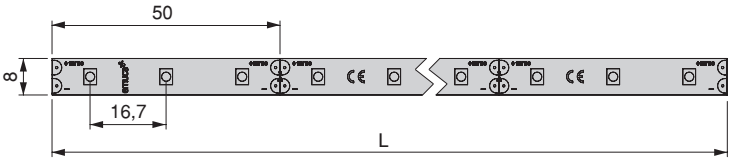



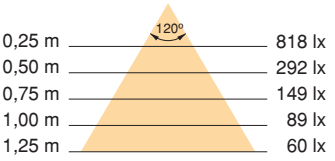

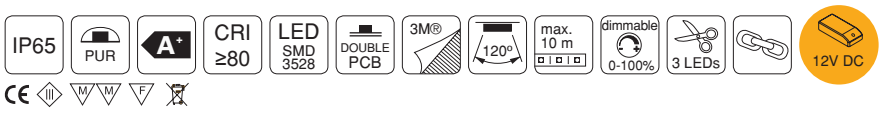

Lynx Premium

Lynx Premium 9,6W/m IP20



L	Lumen	WATT	Efficiency	Colour	LEDs	Cod.		
5 m	805 lm / m	9,6 W / m	84 lm / W	6.000 K	120 LEDs / m	**52014**	**20**	2
10 m	805 lm / m	9,6 W / m	84 lm / W	4.000 K	120 LEDs / m	**52015**	**20**	1
5 m	805 lm / m	9,6 W / m	84 lm / W	3.000 K	120 LEDs / m	**52016**	**20**	2

Tecnoplastica / Plastic

Si consiglia l'utilizzo di profili in alluminio.
We recommend to use aluminium profiles.

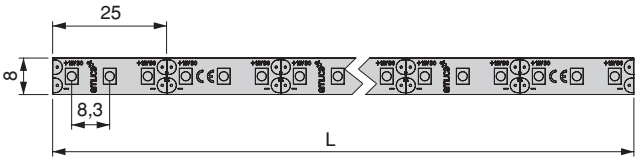



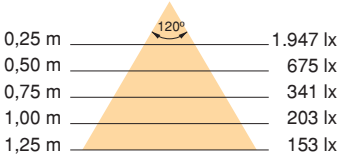

IP20 · A+ · CRI ≥80 · LED SMD 3528 · DOUBLE PCB · 3M® · 120º · max. 10 m · dimmable 0-100% · 3 LEDs · 12V DC

CE

Lynx Premium 9,6W/m IP65



L	Lumen	WATT	Efficiency	Colour	LEDs	Cod.		
10 m	805 lm / m	9,6 W / m	84 lm / W	4.000 K	120 LEDs / m	**52017**	**20**	1
5 m	805 lm / m	9,6 W / m	84 lm / W	3.000 K	120 LEDs / m	**52018**	**20**	2

Tecnoplastica / Plastic

Si consiglia l'utilizzo di profili in alluminio.
We recommend to use aluminium profiles.

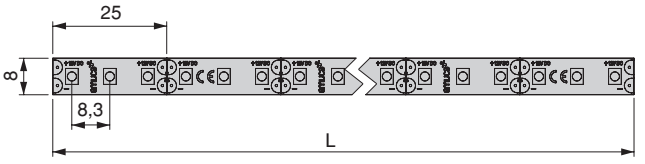



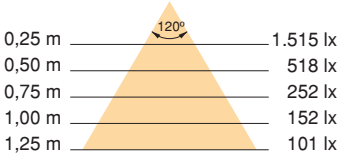

IP65 · PUR · A+ · CRI ≥80 · LED SMD 3528 · DOUBLE PCB · 3M® · 120º · max. 10 m · dimmable 0-100% · 3 LEDs · 12V DC

CE

Lynx Premium 14,4W/m IP20



L	Lumen	WATT	Efficiency	Colour	LEDs	Cod.		
5 m	1.200 lm / m	14,4 W / m	83 lm / W	6.000 K	60 LEDs / m	**52019**	**20**	2
5 m	1.200 lm / m	14,4 W / m	83 lm / W	4.000 K	60 LEDs / m	**52020**	**20**	2
5 m	1.200 lm / m	14,4 W / m	83 lm / W	3.000 K	60 LEDs / m	**52021**	**20**	2

Tecnoplastica / Plastic

Si consiglia l'utilizzo di profili in alluminio.
We recommend to use aluminium profiles.



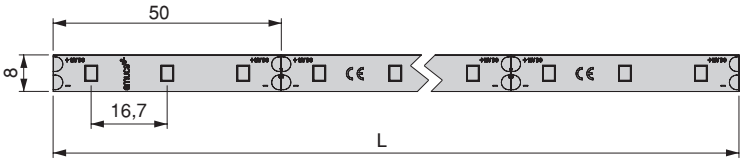

IP20 | A+ | CRI ≥80 | LED SMD 2835 | DOUBLE PCB | 3M® | 120° | max. 5 m | dimmable 0-100% | 3 LEDs | 12V DC

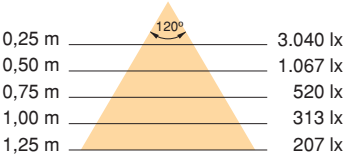

Lynx Premium 14,4W/m IP65



L	Lumen	WATT	Efficiency	Colour	LEDs	Cod.		
5 m	1.200 lm / m	14,4 W / m	83 lm / W	4.000 K	60 LEDs / m	**52022**	**20**	2
5 m	1.200 lm / m	14,4 W / m	83 lm / W	3.000 K	60 LEDs / m	**52023**	**20**	2

Tecnoplastica / Plastic

Si consiglia l'utilizzo di profili in alluminio.
We recommend to use aluminium profiles.



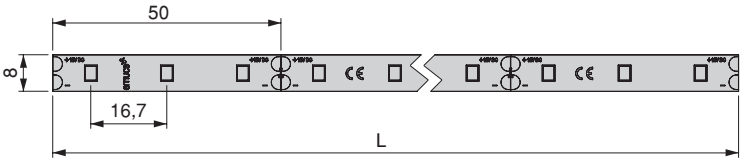

IP65 | PUR | A+ | CRI ≥80 | LED SMD 2835 | DOUBLE PCB | 3M® | 120° | max. 5 m | dimmable 0-100% | 3 LEDs | 12V DC

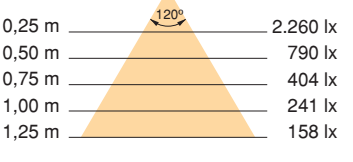

20 | Trasparente / non classificata
Transparent / not defined

Lynx Premium

Lynx Premium 28,8W/m IP20



L	Lumen	WATT	Efficiency	Colour	LEDs	Cod.	
5 m	2.700 lm / m	28,8 W / m	94 lm / W	4.000 K	120 LEDs / m	**52024**	**20**	2

Tecnoplastica / Plastic

Si consiglia l'utilizzo di profili in alluminio.
We recommend to use aluminium profiles.



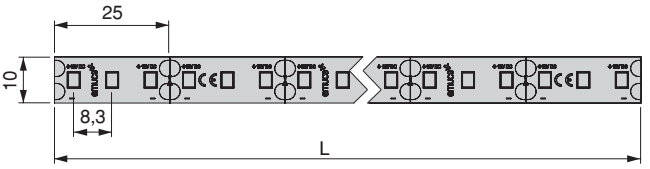

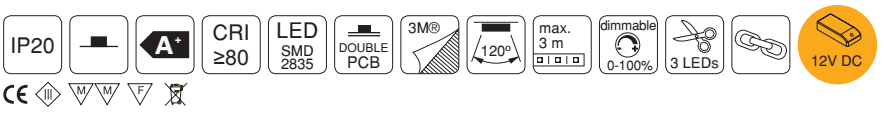

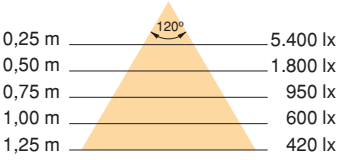



Lynx Premium CCT adjustable 28,8W/m IP65



L	Lumen	WATT	Efficiency	Colour	LEDs	Cod.		
5 m	2.050 lm / m	28,8 W / m	71 lm / W		3.000 ~ 6.000 K	60 LEDs / m	**52026**	**20**	1

Tecnoplastica / Plastic

Si consiglia l'utilizzo di profili in alluminio.
We recommend to use aluminium profiles.



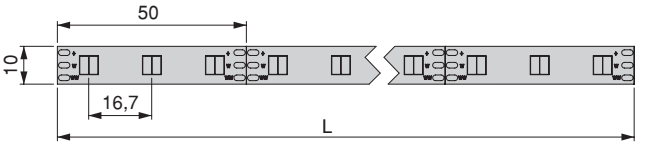

IP65 | silicone | A | CRI ≥80 | LED SMD 5025 | DOUBLE PCB | 3M® | 120° | max. 3 m | dimmable 0-100% | 3 LEDs | 12V DC

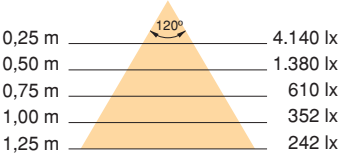

Controllo

Control





20 m | AMP | 1,5 m | 1 x CR2032 | 12V DC

WATT	Input	Output	Cod.		
Max. 108 W	12V DC	12V DC	**52027**	**20**	1

Tecnoplastica / Plastic

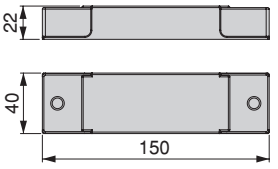

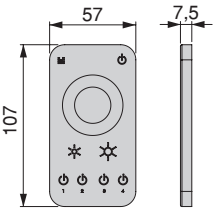

Cavo

Cable



1,5 m

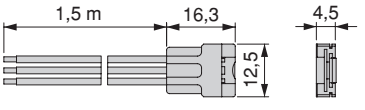

Cod.		
52030	**20**	5

Tecnoplastica / Plastic

Connettore

Connector



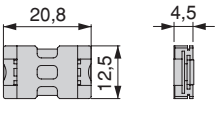

Cod.		
52031	**20**	5

Tecnoplastica / Plastic

15 | Plastica bianca / White plastic
20 | Trasparente / non classificata / Transparent / not defined

Lynx Premium

Lynx Premium RGB 14,4W/m IP65



L	Lumen	WATT	Efficiency	Colour	LEDs	Cod.	
5 m	960 lm / m	14,4 W / m	67 lm / W		60 LEDs / m	**52000**	**20**	1

Tecnoplastica / Plastic



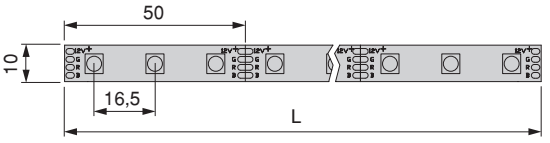

IP65 | silicone | A | LED SMD 5050 | DOUBLE PCB | 3M® | 120° | max. 5 m | dimmable 0-100% | 3 LEDs | 12V DC

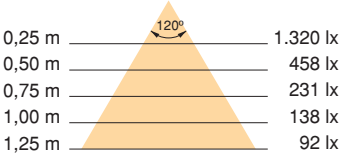

Unione "L"

"L" union



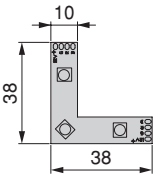

Lumen	WATT	Colour	LEDs	Cod.		
48 lm	0,72 W		3	**50207**	**15**	5

Tecnoplastica / Plastic

IP65 | silicone | A | LED SMD 5050 | DOUBLE PCB | 3M® | 120° | dimmable 0-100% | 12V DC

Controllo

Control





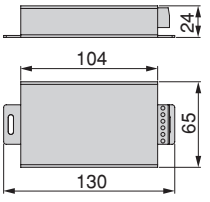

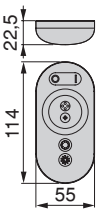

20 m | AMP | 1,5 m | 3 x LR03 AAA | 12V DC

WATT	Input	Output	Cod.		
Max. 144 W	12V DC	12V DC	**50205**	**20**	1

Tecnoplastica / Plastic

www.emuca.com

Cavo

Cable



1,5 m

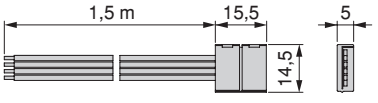

Cod.		
50206	**20**	5

Tecnoplastica / Plastic

Connettore

Connector





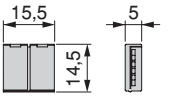

Cod.		
50209	**20**	5

Tecnoplastica / Plastic

Lynx Basic 4,8W/m IP20



L	Lumen	WATT	Efficiency	Colour	LEDs	Cod.		
5 m	330 lm / m	4,8 W / m	69 lm / W	6.000 K	60 LEDs / m	**52001**	**20**	2
5 m	330 lm / m	4,8 W / m	69 lm / W	3.000 K	60 LEDs / m	**52002**	**20**	2

Tecnoplastica / Plastic



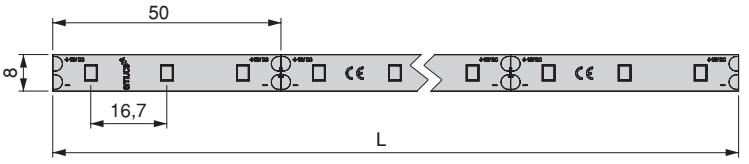

IP20 | silicone | A | CRI ≥70 | LED SMD 2835 | DOUBLE PCB | 3M® | 120° | max. 5 m | dimmable 0-100% | 3 LEDs | 12V DC

CE

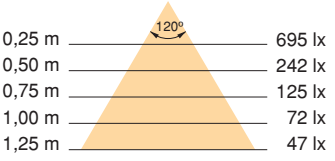

Lynx Basic 4,8W/m IP65



L	Lumen	WATT	Efficiency	Colour	LEDs	Cod.		
5 m	330 lm / m	4,8 W / m	69 lm / W	6.000 K	60 LEDs / m	**52003**	**20**	2
5 m	330 lm / m	4,8 W / m	69 lm / W	3.000 K	60 LEDs / m	**52004**	**20**	2

Tecnoplastica / Plastic



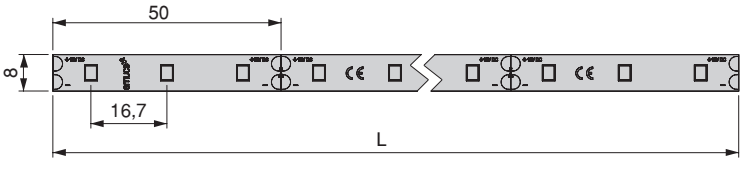

IP65 | silicone | A | CRI ≥70 | LED SMD 2835 | DOUBLE PCB | 3M® | 120° | max. 5 m | dimmable 0-100% | 3 LEDs | 12V DC

CE

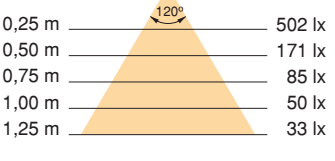

20 | Trasparente / non classificata
Transparent / not defined

Lynx Basic

Lynx Basic 9,6W/m IP20



L	Lumen	WATT	Efficiency	Colour	LEDs	Cod.		
5 m	660 lm / m	9,6 W / m	69 lm / W	6.000 K	120 LEDs / m	**52005**	**20**	2
5 m	660 lm / m	9,6 W / m	69 lm / W	3.000 K	120 LEDs / m	**52006**	**20**	2

Tecnoplastica / Plastic

Si consiglia l'utilizzo di profili in alluminio.
We recommend to use aluminium profiles.



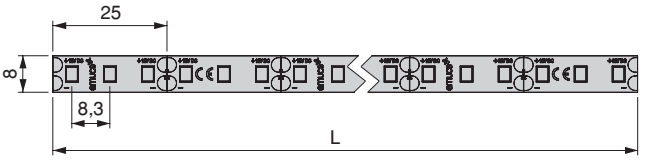

IP20 | A | CRI ≥70 | LED SMD 2835 | DOUBLE PCB | 3M® | 120° | max. 5 m | dimmable 0-100% | 3 LEDs | 12V DC

CE

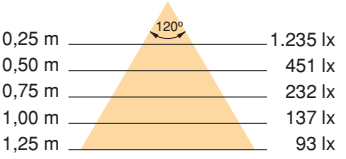

Lynx Basic 9,6W/m IP65



L	Lumen	WATT	Efficiency	Colour	LEDs	Cod.		
5 m	660 lm / m	9,6 W / m	69 lm / W	6.000 K	120 LEDs / m	**52007**	**20**	2
5 m	660 lm / m	9,6 W / m	69 lm / W	3.000 K	120 LEDs / m	**52008**	**20**	2

Tecnoplastica / Plastic

Si consiglia l'utilizzo di profili in alluminio.
We recommend to use aluminium profiles.



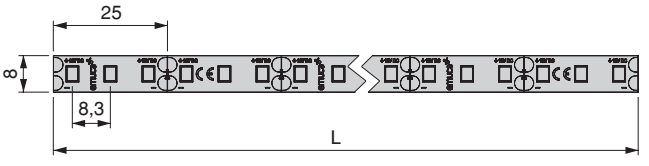

IP65 | silicone | A | CRI ≥70 | LED SMD 2835 | DOUBLE PCB | 3M® | 120° | max. 5 m | dimmable 0-100% | 3 LEDs | 12V DC

CE

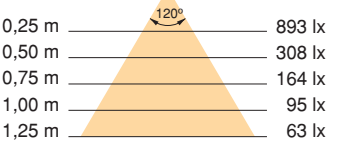

ACCESORI STRISCE LED
LED STRIPS ACCESSORIES

Cavo Lynx H
Lynx H cable



1,5 m

A	B	Cod.		
8	12,7	**50610**	**20**	10
10	14,7	**50612**	**20**	10

Tecnoplastica / Plastic

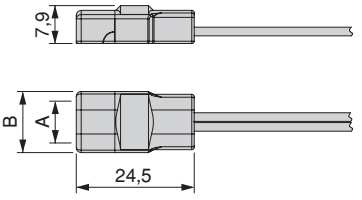

Connettore Lynx H
Lynx H connector



A	B	Cod.		
8	12,7	**50611**	**20**	10
10	14,7	**50613**	**20**	10

Tecnoplastica / Plastic

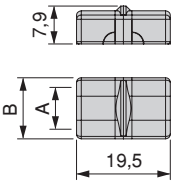

www.emuca.com

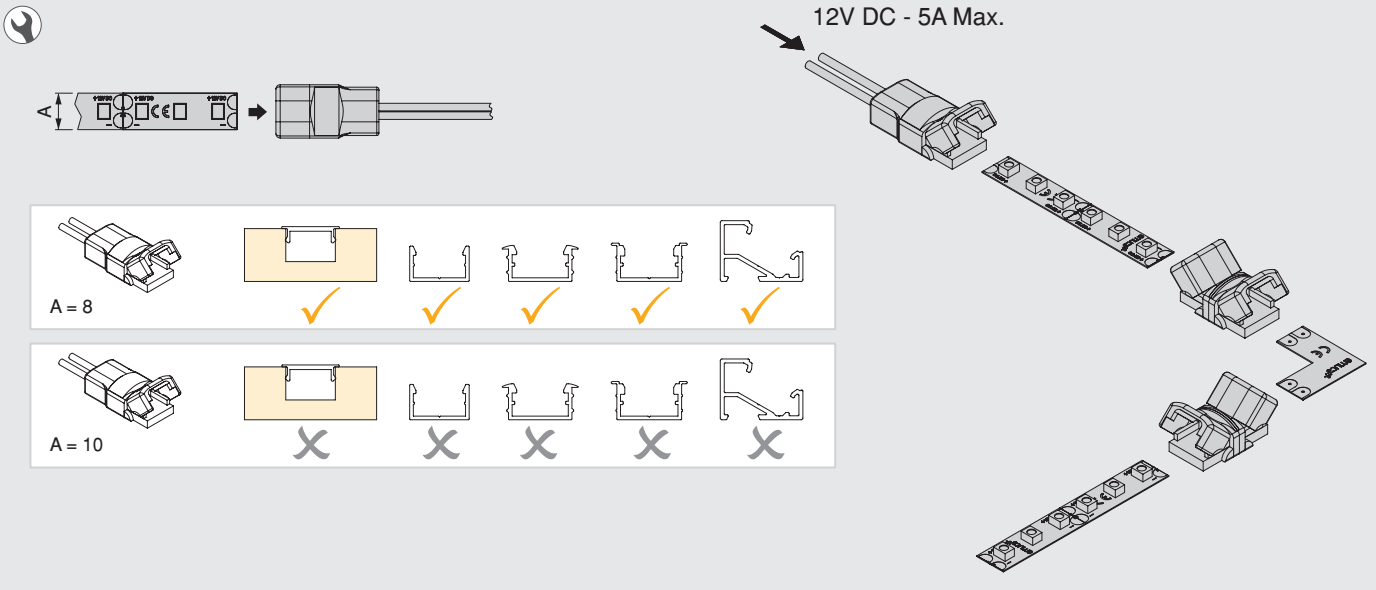

17 | Plastico nero / Black plastic
20 | Trasparente / non classificata / Transparent / not defined

Cavo Lynx Q

Lynx Q cable



1,5 m

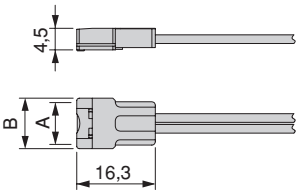

A	B	Cod.		
8	10,5	**70154**	**17**	10
10	12,5	**50639**	**20**	10

Tecnoplastica / Plastic

www.emuca.com

Connettore Lynx Q

Lynx Q connector



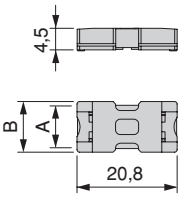

A	B	Cod.		
8	10,5	**70155**	**20**	10
10	12,5	**50640**	**20**	10

Tecnoplastica / Plastic

Conector flexible Lynx Q

Lynx Q flexible connector



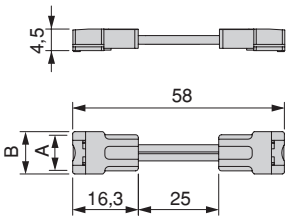

A	B	Cod.		
8	10,5	**52032**	**20**	10

Tecnoplastica / Plastic

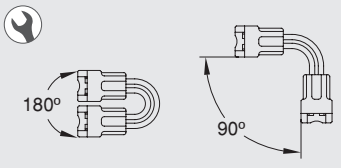

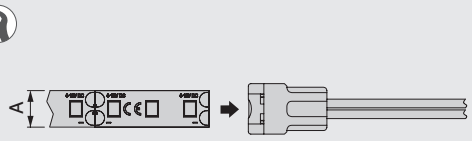

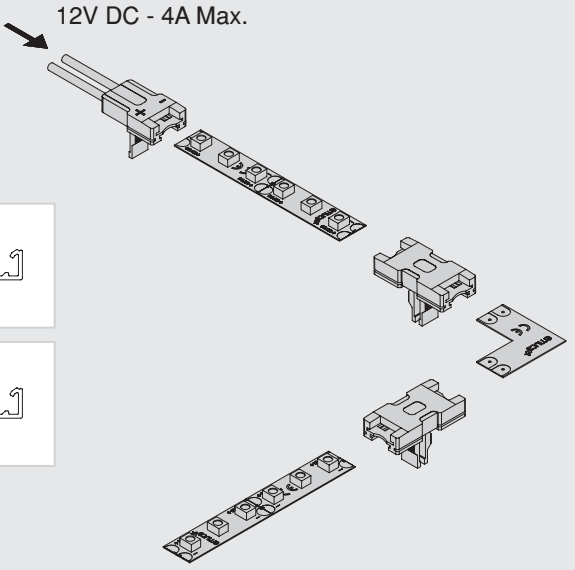

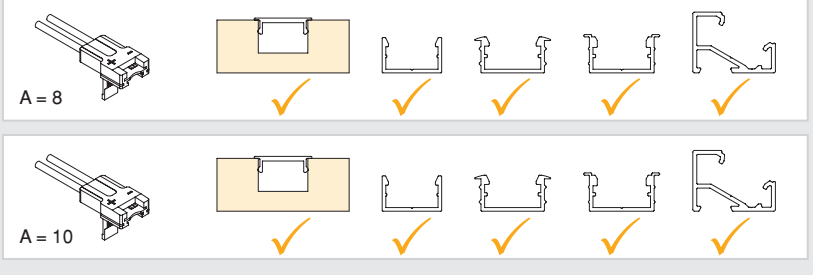

Unione "L"

"L" union



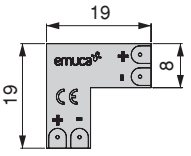

Cod.		
52028	**20**	10

Tecnoplastica / Plastic

IP20 | 3M®

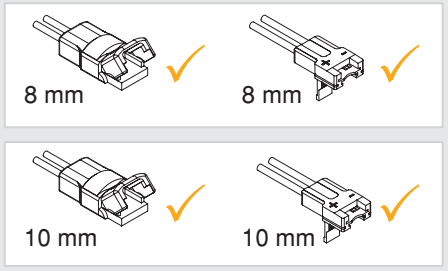

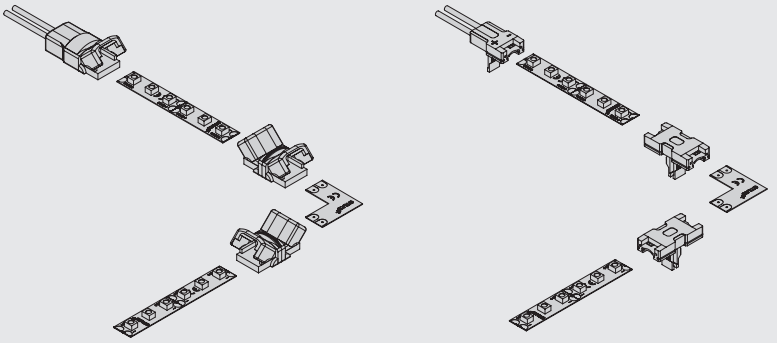

Unione "+"

"+" union





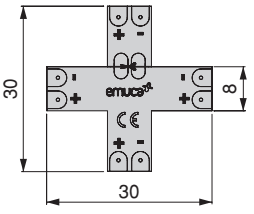

Cod.		
52029	**20**	10

Tecnoplastica / Plastic

IP20 | 3M®

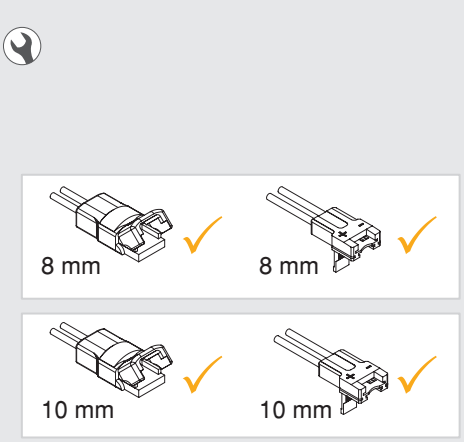



Kit silicone IP44

IP44 silicone kit

Quantity	Cod.		
15 ml	**50174**	**20**	10

Tecnoplastica / Plastic





IP44

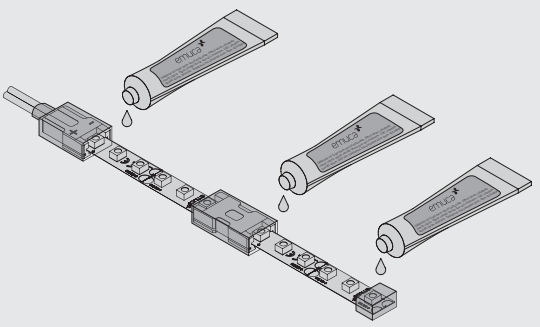

Box di giunzione IP44

Junction box IP44

Cod.		
50172	**20**	20

Tecnoplastica / Plastic



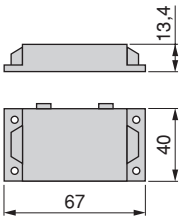

IP44

www.emuca.com



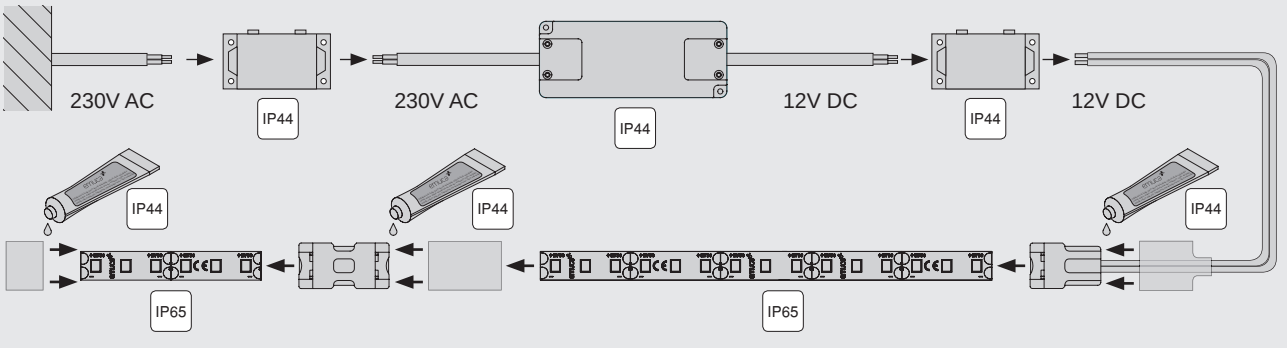

Lynx motion (movimento)

Lynx motion (movement)



Model	WATT	Input	Output	Cod.		
motion	Max. 30 W	12V DC	12V DC	**52037**	**20**	10

Vari / Various



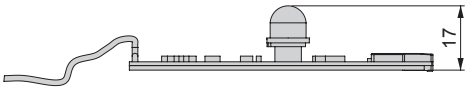



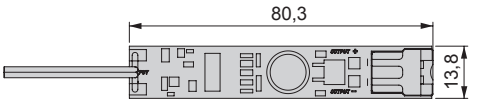

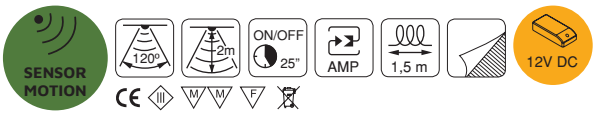

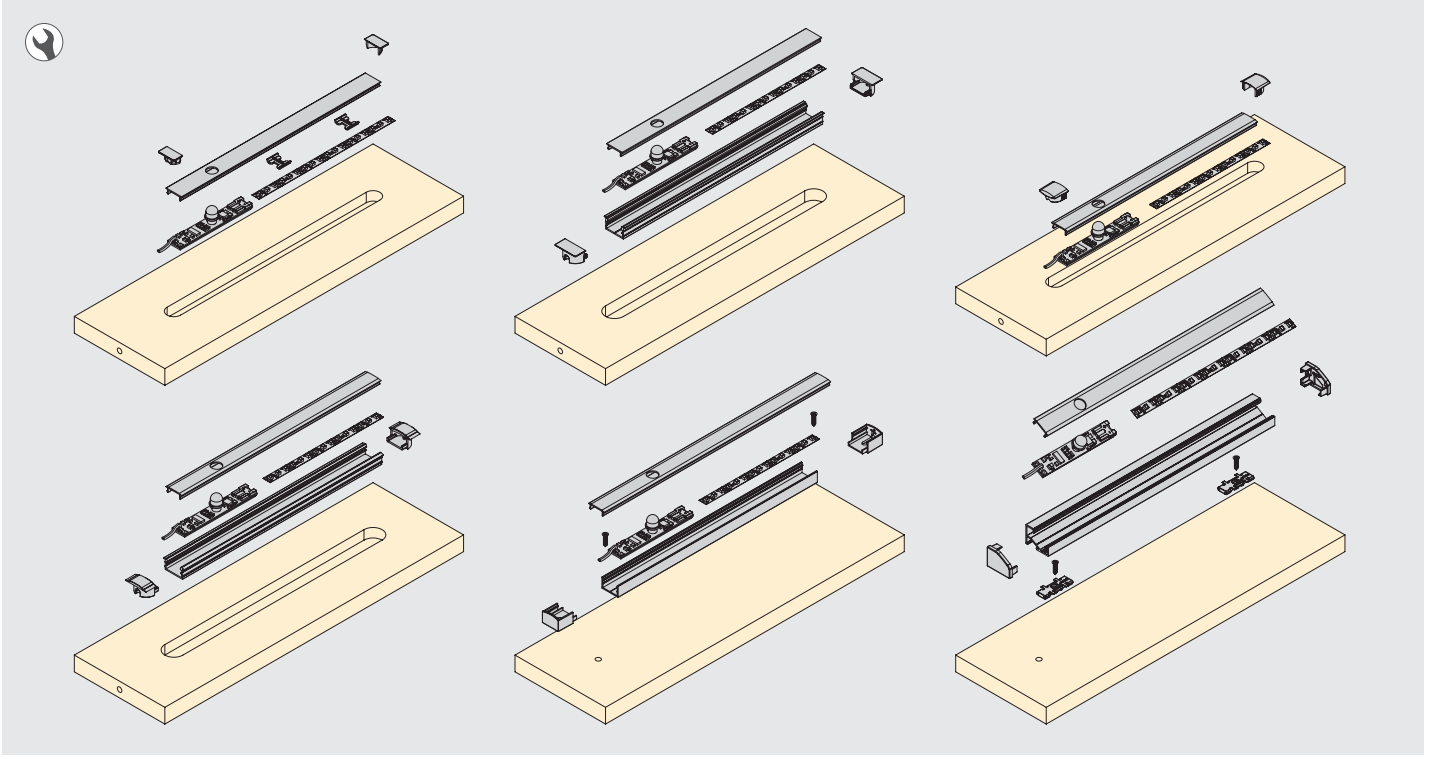





Lynx switch/dimmer (interruttore)

Lynx switch/dimmer (switch)



Model	WATT	Input	Output	Cod.		
switch	Max. 30 W	12V DC	12V DC	**52035**	**20**	10
switch/dimmer	Max. 30 W	12V DC	12V DC	**52036**	**20**	10

Vari / Various



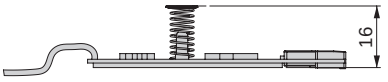

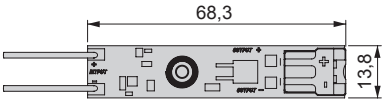





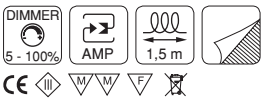



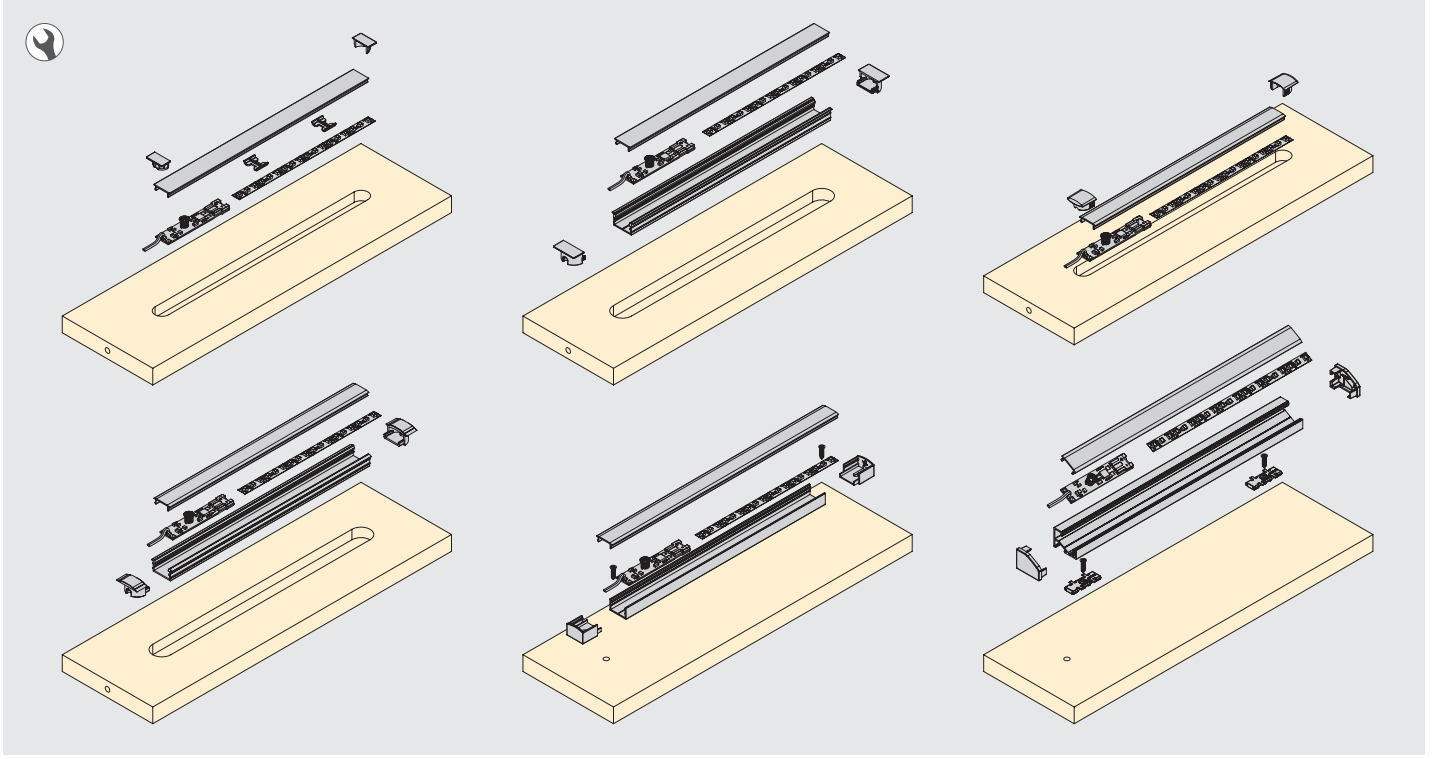







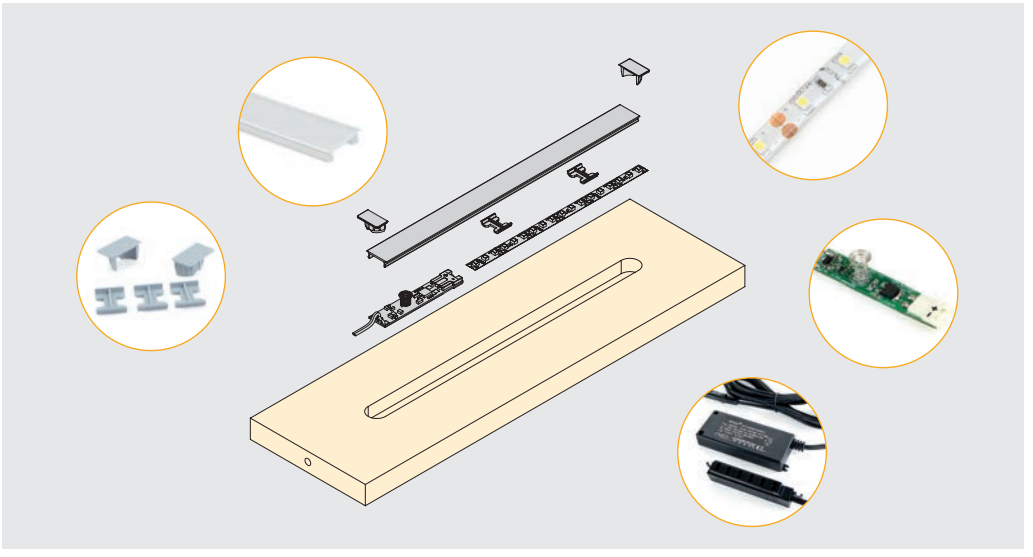

Profilo diffusore piatto

Flat diffuser profile

L	Cod.		
2,7 m	**51465**	**15**	12
4 m	**51464**	**15**	12

Tecnoplastica / Plastic



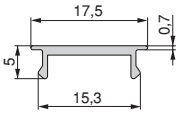

Accessori

Accessories

Cod.		
51468	**21**	50

Tecnoplastica / Plastic



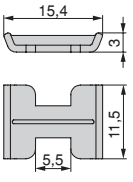

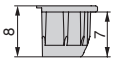

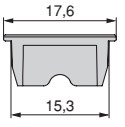

www.emuca.com

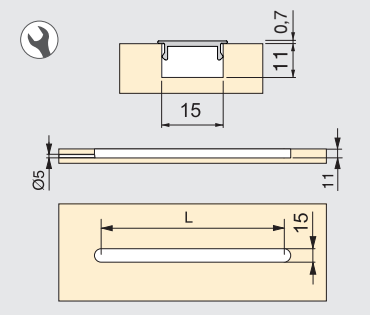

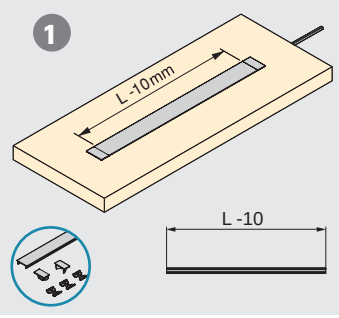

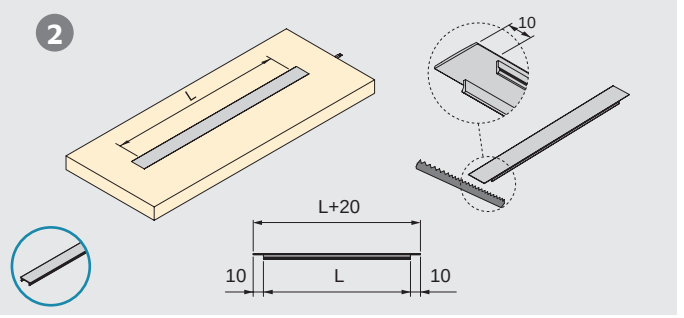

15 | Plastica bianca / White plastic
21 | Plastica grigia / Grey plastic
62 | Anodizzato opaco / Matt anodized



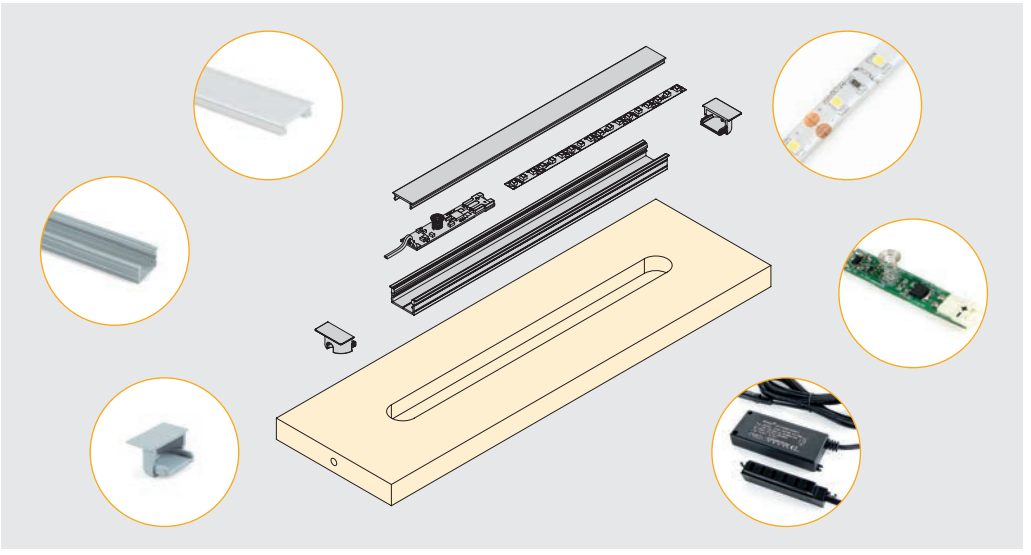

Profilo diffusore piatto

Flat diffuser profile



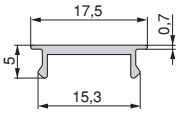

L	Cod.		
2,7 m	**51465**	**15**	12
4 m	**51464**	**15**	12

Tecnoplastica / Plastic

Profilo da incasso

Profile for recessed installation



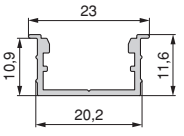

L	Cod.		
2,7m	**51466**	**62**	12
4 m	**51467**	**62**	12

Alluminio / Aluminium

Accessori

Accessories



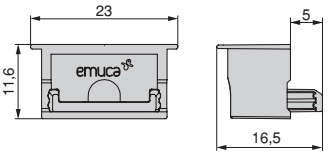

Cod.		
51469	**21**	100

Tecnoplastica / Plastic

www.emuca.com

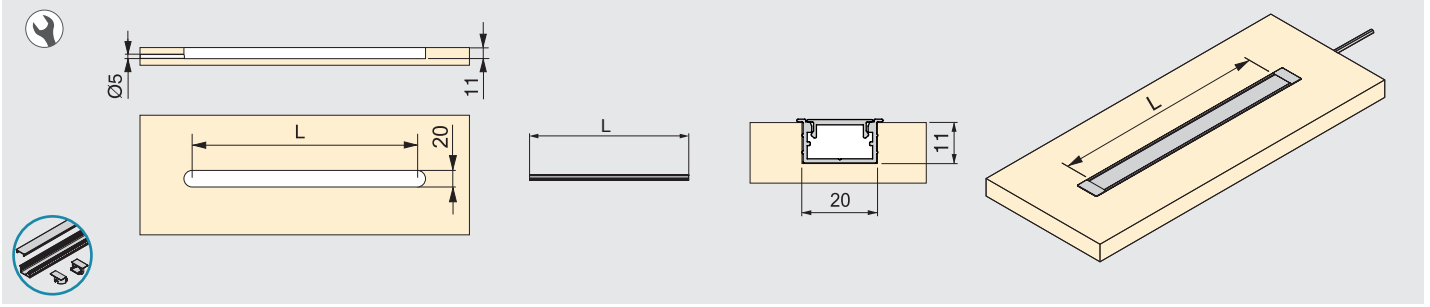



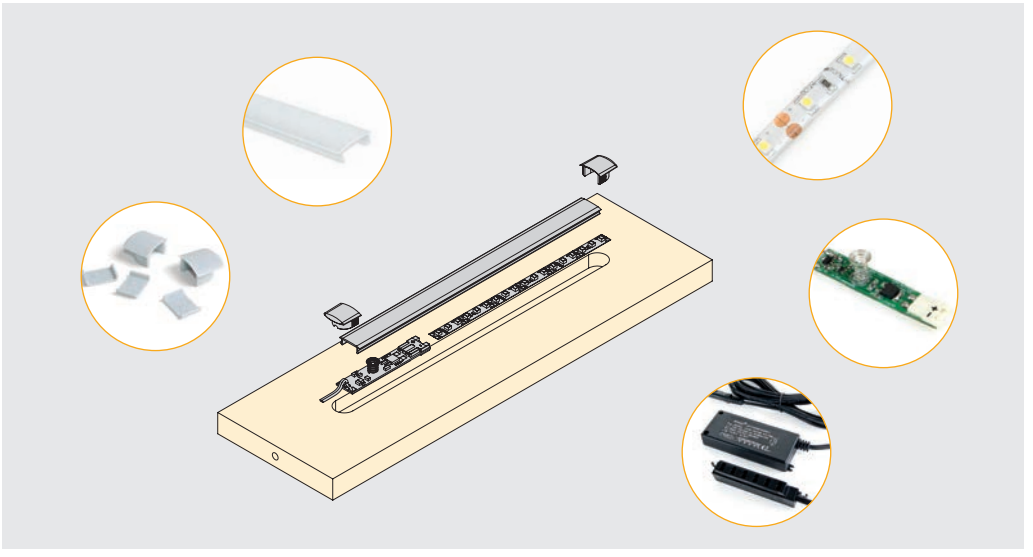

Profilo diffusore curvo
Curved diffuser profile

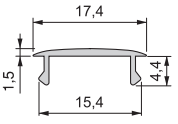

L	Cod.		
2 m	**51428**	**15**	12
4 m	**51431**	**15**	12

Tecnoplastica / Plastic

Accessori
Accessories



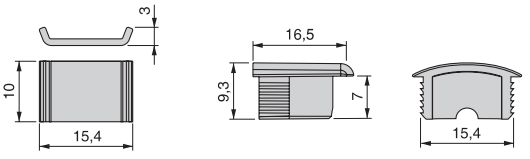

Cod.		
51432	**21**	50

Tecnoplastica / Plastic

www.emuca.com

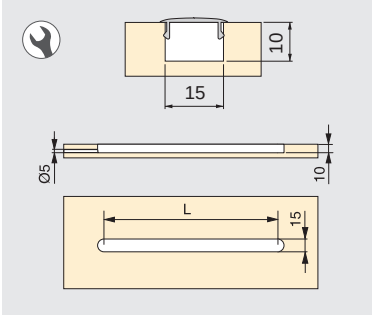

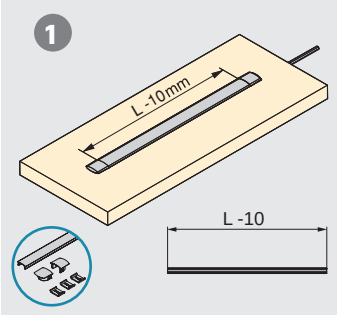

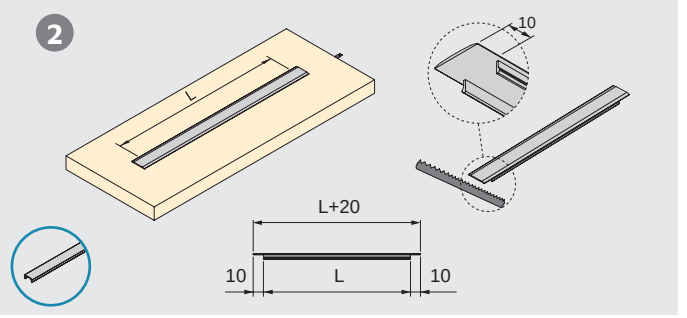

15 | Plastica bianca / White plastic
21 | Plastica grigia / Grey plastic
62 | Anodizzato opaco / Matt anodized



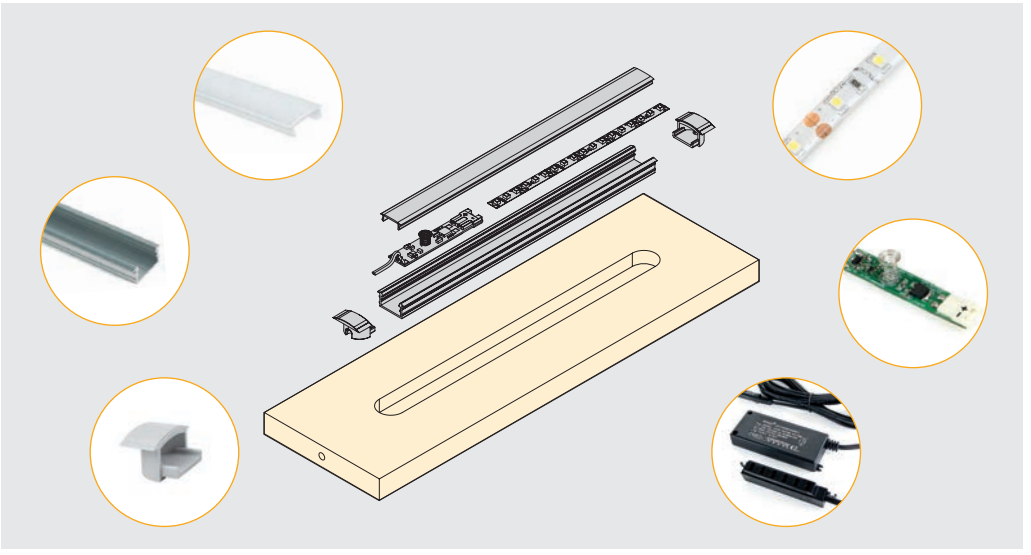

Profilo diffusore curvo
Curved diffuser profile

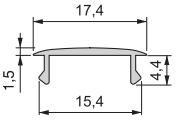

L	Cod.		
2 m	**51428**	**15**	12
4 m	**51431**	**15**	12

Tecnoplastica / Plastic

Profilo da incasso
Profile for recessed installation



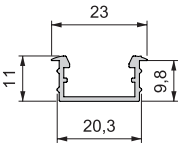

L	Cod.		
2 m	**51429**	**62**	12
4 m	**51441**	**62**	12

Alluminio / Aluminium

Accessori
Accessories



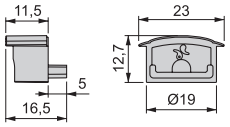

Cod.		
51442	**21**	100

Tecnoplastica / Plastic

www.emuca.com

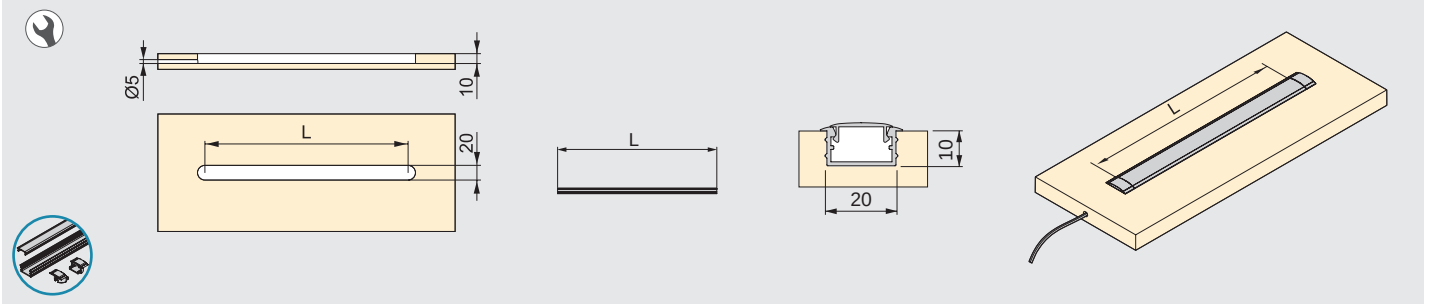



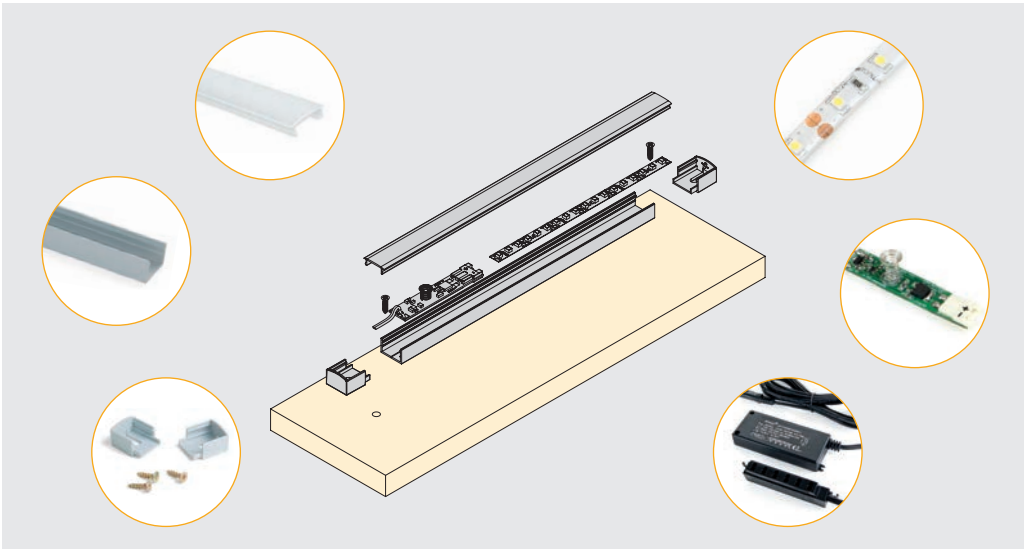

Profilo diffusore curvo
Curved diffuser profile

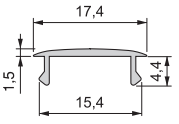

L	Cod.		
2 m	**51428**	**15**	12
4 m	**51431**	**15**	12

Tecnoplastica / Plastic

Profilo per montaggio a superficie
Surfacemount profile



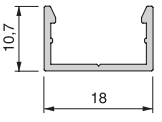

L	Cod.		
2 m	**51430**	**62**	12
4 m	**51433**	**62**	12

Alluminio / Aluminium

Accessori
Accessories



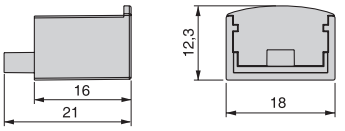

Cod.		
51434	**21**	50

Tecnoplastica / Plastic

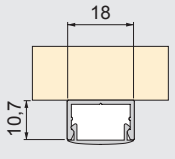

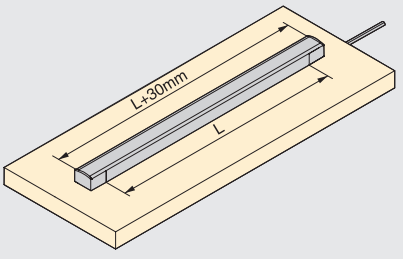

www.emuca.com

15 | Plastica bianca / White plastic
21 | Plastica grigia / Grey plastic
62 | Anodizzato opaco / Matt anodized



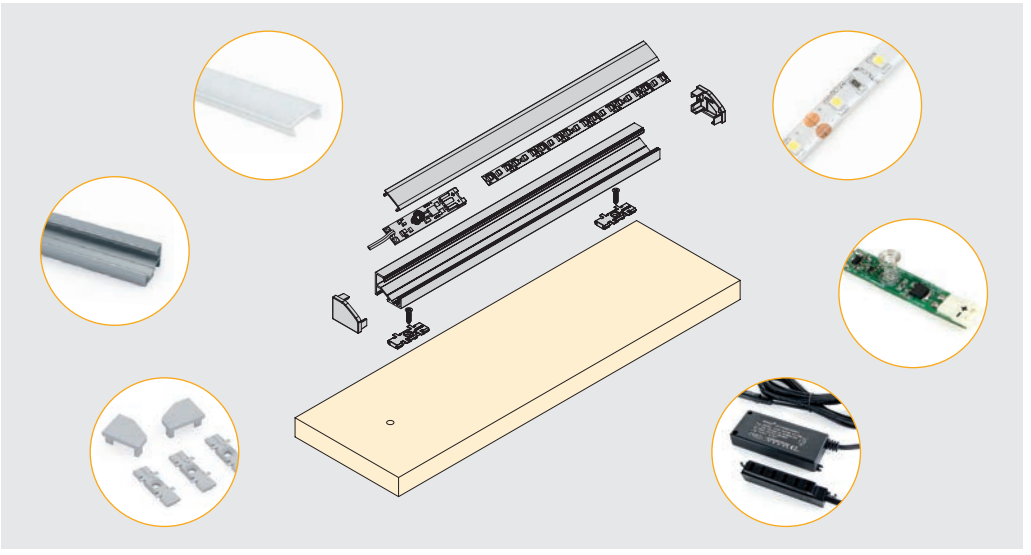

Profilo diffusore curvo

Curved diffuser profile

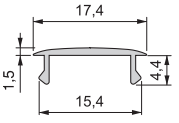

L	Cod.		
2 m	**51428**	**15**	12
4 m	**51431**	**15**	12

Tecnoplastica / Plastic

Profilo inclinato a superficie

Profile for inclined surface



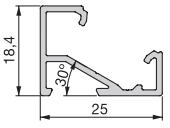

L	Cod.		
4 m	**51462**	**62**	12

Alluminio / Aluminium

Accessori

Accessories



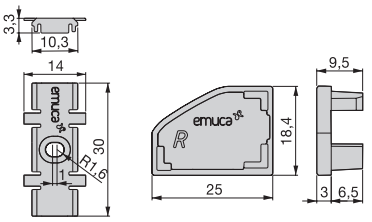

Cod.		
51463	**21**	50

Tecnoplastica / Plastic

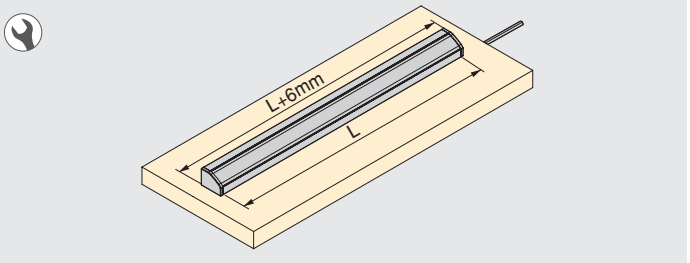

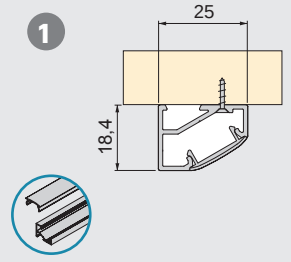

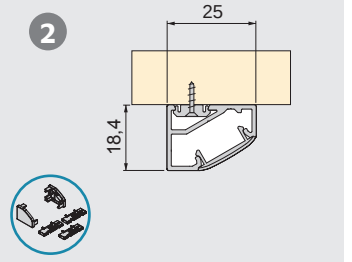

Diflex da incasso

Built-in Diflex



A	L	Lumen	WATT	Colour	LEDs	Cod.		
362	340	113 lm	2,7 W	6.000 K	30	**51443**	**62**	10
562	540	203 lm	4,6 W	6.000 K	54	**51444**	**62**	10

Alluminio e tecnoplastica / Aluminium and plastic



Possibilità di personalizzazione a misura.
Can be cut to size.

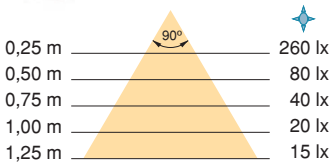

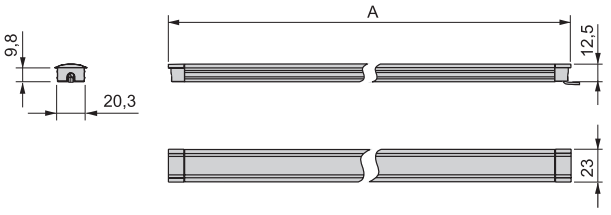

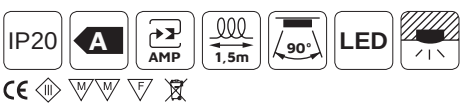

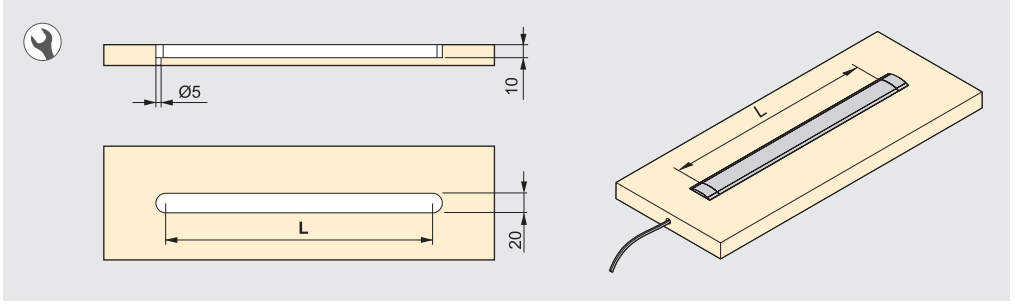



Diflex da superficie

Surface mount Diflex



A	Lumen	WATT	Colour	LEDs	Cod.		
350	101 lm	2,4 W	6.000 K	27	**51445**	**62**	10
550	182 lm	4,3 W	6.000 K	54	**51446**	**62**	10

Alluminio e tecnoplastica / Aluminium and plastic



Possibilità di personalizzazione a misura.
Can be cut to size.

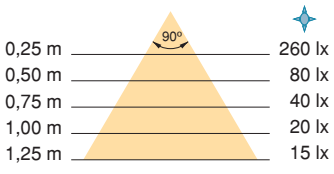

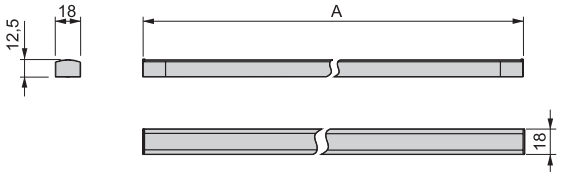







ILLUMINAZIONE LED

5.35 Barre luminose
5.37 Pannelli
5.39 Flessibili
5.40 Punti luce
5.51 Batteria
5.54 Tubi appendiabiti con illuminazione
5.55 Bagno

LED LUMINAIRES

5.35 Longitudinals
5.37 Panels
5.39 Flexible
5.40 Spot
5.51 Battery operated
5.54 Illuminated hanging bars
5.55 Bathroom





INFORMAZIONE ILLUMINAZIONE LED / LED LUMINAIRES INFORMATION

	Cod.	WATT	IP	Lumen	Colour	LEDs		Class			Sensor			
Lyra	**7084662**	3 W	IP20	270 lm	6.000 K	9	12V DC	A+	120°	300	-	✓	-	-
Persei	**5052062**	2,7 W	IP20	225 lm	6.000 K	27	12V DC	A+	120°	395	Motion	✓	-	-
	5052162	4,2 W	IP20	305 lm	6.000 K	42	12V DC	A+	120°	595	Motion	✓	-	-
	5052462	2,7 W	IP20	211 lm	3.000 K	27	12V DC	A+	120°	395	Motion	✓	-	-
	5052562	4,2 W	IP20	286 lm	3.000 K	42	12V DC	A+	120°	595	Motion	✓	-	-
Andromet	**5050551**	6 W	IP20	330 lm	6.000 K	24	12V DC	A	120°	102	-	✓	-	-
Andromeda	**5915115**	5 W	IP20	400 lm	6.000 K	54	12V DC	A+	90°	300	-	✓	-	✓
Androwave	**5050725**	6 W	IP20	400 lm	6.000 K	40	12V DC	A+	160°	192	Switch	✓	-	-
Kuma	**5029415**	5 W	IP20	285 lm	4.000 K	24	12V DC	A	180°	-	Switch	✓	-	-
	5029417	5 W	IP20	285 lm	4.000 K	24	12V DC	A	180°	-	Switch	✓	-	-
	5029315	2,1 W	IP20	150 lm	4.000 K	16	12V DC	A++	180°	-	Switch Dimmer	✓	-	-
	5029317	2,1 W	IP20	150 lm	4.000 K	16	12V DC	A++	180°	-	Switch Dimmer	✓	-	-
Crux-in-Q	**5203912**	1,8 W	IP20	101 lm	4.000 K	24	230V AC 50HZ	A+	120°	65,5	-	-	✓	-
	5203914	1,8 W	IP20	101 lm	4.000 K	24	230V AC 50HZ	A+	120°	65,5	-	-	✓	-
	5203925	1,8 W	IP20	101 lm	4.000 K	24	230V AC 50HZ	A+	120°	65,5	-	-	✓	-
	5203951	1,8 W	IP20	101 lm	4.000 K	24	230V AC 50HZ	A+	120°	65,5	-	-	✓	-
Crux	**5914525**	1,8 W	IP20	105 lm	6.000 K	24	12V DC	A++	85°	Ø65	-	-	✓	-
	5914551	1,8 W	IP20	105 lm	6.000 K	24	12V DC	A++	85°	Ø65	-	-	✓	-
	5914610	1,8 W	IP20	110 lm	4.500 K	24	12V DC	A++	85°	Ø65	-	-	✓	-
	5914625	1,8 W	IP20	110 lm	4.500 K	24	12V DC	A++	85°	Ø65	-	-	✓	-
	5914651	1,8 W	IP20	110 lm	4.500 K	24	12V DC	A++	85°	Ø65	-	-	✓	-
Crux-in	**5915225**	1,8 W	IP20	116 lm	6.000 K	24	12V DC	A++	120°	Ø65	-	-	✓	-
	5915251	1,8 W	IP20	116 lm	6.000 K	24	12V DC	A++	120°	Ø65	-	-	✓	-
	5915351	1,8 W	IP20	127 lm	4.000 K	24	12V DC	A++	120°	Ø65	-	-	✓	-
Mizar	**5040114**	3 W	IP20	200 lm	4.000 K	24	230V AC 50HZ	A++	120°	Ø60	-	-	✓	-
	5040125	3 W	IP20	200 lm	4.000 K	24	230V AC 50HZ	A++	120°	Ø60	-	-	✓	-
	5040151	3 W	IP20	200 lm	4.000 K	24	230V AC 50HZ	A++	120°	Ø60	-	-	✓	-
	5040214	5,2 W	IP20	380 lm	4.000 K	71	230V AC 50HZ	A+	120°	Ø84	-	-	✓	-
	5040225	5,2 W	IP20	380 lm	4.000 K	71	230V AC 50HZ	A+	120°	Ø84	-	-	✓	-
	5040251	5,2 W	IP20	380 lm	4.000 K	71	230V AC 50HZ	A+	120°	Ø84	-	-	✓	-
Volans	**5053262**	4 W	IP20	250 lm	4.000 K	1	230V AC 50HZ	A+	170°	Ø70	-	✓	-	-
Hidra	**5050625**	2 W	IP20	130 lm	6.000 K	40	12V DC	A+	120°	Ø68	Switch	✓	-	-
Lich	**5040025**	2 W	IP20	120 lm	4.000 K	6	12V DC	A+	170°	Ø66,8	Motion	✓	-	-
Orion	**5008262**	5 W	IP20	320 lm	4.500 K	1	12V DC	A+	100°	Ø64	-	-	✓	-
	5008362	5 W	IP20	300 lm	3.000 K	1	12V DC	A+	100°	Ø64	-	✓	✓	-

INFORMAZIONE ILLUMINAZIONE LED / LED LUMINAIRES INFORMATION

	Cod.	WATT	IP	Lumen	Colour	LEDs		Class			Sensor			
Urane	**5002461**	1,8 W	IP20	180 lm	6.000 K	9	12V DC	A++	110°	Ø60	-	✓	-	✓
Neptune	**7000425**	1,6 W	IP20	190 lm	6.000 K	19	12V DC	A++	120°	Ø57,5	-	✓	-	✓
Polaris	**5022262**	1,2 W	IP20	95 lm	4.000 K	1	12V DC	A++	90°	Ø33	-	-	✓	-
Merak	**5027825**	0,8 W	IP20	60 lm	4.000 K	1	12V DC	A++	65°	Ø29,5	-	✓	✓	-
Alcor	**5022362**	1,2 W	IP20	95 lm	4.000 K	1	12V DC	A++	90°	Ø18	-	-	✓	-
Spot	**7015611**	0,3 W	IP20	8 lm	6.000 K	1	12V DC	A++	15°	Ø9,5	-	-	✓	-
Sunled	**5145025**	3,8 W	IP33	300 lm	6.500 K	15	230V AC 50HZ	A+	120°	Ø85	-	-	✓	-
	5145125	3,8 W	IP33	300 lm	6.500 K	15	230V AC 50HZ	A+	120°	Ø100	-	✓	-	-
	5145225	3,8 W	IP33	300 lm	6.500 K	15	230V AC 50HZ	A+	120°	Ø85	-	-	✓	-
Kraz	**5028625**	1 W	IP20	85 lm	4.000 K	9	5V DC	-	160°	150	Motion	✓	-	-
Crater	**5023925**	1 W	IP20	110 lm	4.000 K	28	5V DC	-	160°	Ø70	Motion	✓	-	-
Drawled	**5006325**	0,6 W	IP20	28 lm	7.000 K	4	3 X LR03 AAA	-	140°	175	Motion	✓	-	-
Phoenix	**5004125**	0,6 W	IP20	30 lm	7.000 K	6	3 X LR03 AAA	-	110°	220	Motion	✓	-	-
Castor	**5074013**	0,6 W	IP20	30 lm	4.000 K	30	5V DC	-	120°	547	Motion	✓	-	-
	5074062	0,6 W	IP20	30 lm	4.000 K	30	5V DC	-	120°	547	Motion	✓	-	-
	5074113	0,7 W	IP20	35 lm	4.000 K	45	5V DC	-	120°	697	Motion	✓	-	-
	5074162	0,7 W	IP20	35 lm	4.000 K	45	5V DC	-	120°	697	Motion	✓	-	-
	5074213	0,9 W	IP20	45 lm	4.000 K	60	5V DC	-	120°	847	Motion	✓	-	-
	5074262	0,9 W	IP20	45 lm	4.000 K	60	5V DC	-	120°	847	Motion	✓	-	-
	5074313	1 W	IP20	50 lm	4.000 K	75	5V DC	-	120°	997	Motion	✓	-	-
	5074362	1 W	IP20	50 lm	4.000 K	75	5V DC	-	120°	997	Motion	✓	-	-
	5074413	1,2 W	IP20	55 lm	4.000 K	90	5V DC	-	120°	1.147	Motion	✓	-	-
	5074462	1,2 W	IP20	55 lm	4.000 K	90	5V DC	-	120°	1.147	Motion	✓	-	-
Polux	**5074562**	2,6 W	IP20	125 lm	4.000 K	32	12V DC	A	120°	547	Motion	✓	-	-
	5074662	3,3 W	IP20	160 lm	4.000 K	41	12V DC	A	120°	697	Motion	✓	-	-
	5074762	4 W	IP20	190 lm	4.000 K	50	12V DC	A	120°	847	Motion	✓	-	-
	5074862	4,8 W	IP20	230 lm	4.000 K	59	12V DC	A	120°	997	Motion	✓	-	-
	5074962	5,5 W	IP20	260 lm	4.000 K	68	12V DC	A	120°	1.147	Motion	✓	-	-
Aquarius	**5145311**	7 W	IP20	520 lm	6.000 K	60	230V AC 50HZ	A+	120°	300	-	✓	-	-
	5145411	7 W	IP20	480 lm	6.000 K	60	230V AC 50HZ	A+	120°	450	-	✓	-	-
	5145611	14 W	IP20	800 lm	6.000 K	120	230V AC 50HZ	A	120°	800	-	✓	-	-
Sagitarius	**5145811**	7 W	IP20	550 lm	6.000 K	60	230V AC 50HZ	A+	120°	300	-	✓	-	-
	5145911	7 W	IP20	530 lm	6.000 K	60	230V AC 50HZ	A+	120°	450	-	✓	-	-
	5146111	14 W	IP20	900 lm	6.000 K	120	230V AC 50HZ	A	120°	800	-	✓	-	-
	5145711	5 W	IP20	380 lm	6.000 K	30	230V AC 50HZ	A+	120°	40	-	✓	-	-

BARRE LUMINOSE
LONGITUDINALS

Lyra



Lumen	WATT	Colour	LEDs	Cod.		
270 lm	3 W	6.000 K	9	**70846**	**62**	10

Alluminio e tecnoplastica / Aluminium and plastic

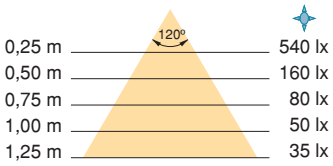

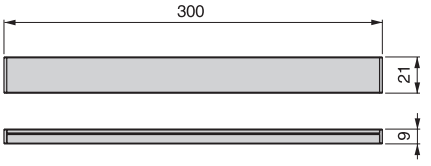



Lyra motion (movimento)
Lyra motion (movement)

WATT	Input	Output	Cod.		
Max. 30 W	12V DC	12V DC	**70848**	**62**	10

Alluminio e tecnoplastica / Aluminium and plastic







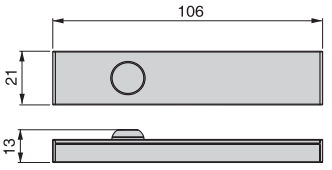

Lyra switch (interruttore)
Lyra switch (switch)

WATT	Input	Output	Cod.		
Max. 30 W	12V DC	12V DC	**70847**	**62**	10

Alluminio e tecnoplastica / Aluminium and plastic







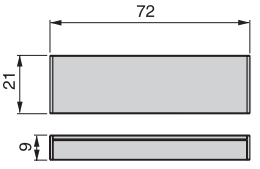

Cavo
Cable

Cod.		
70849	**21**	10

Tecnoplastica / Plastic



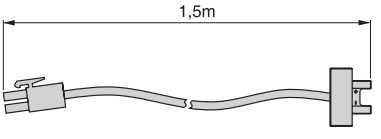



21 | Plastica grigia / Grey plastic
62 | Anodizzato opaco / Matt anodized


12V DC
300mm (3W)
10x max.
10x3W=30W max.


7084662
7084921

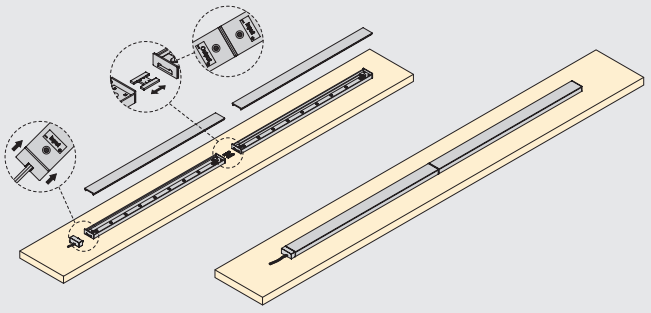


7084662
7084862
7084921

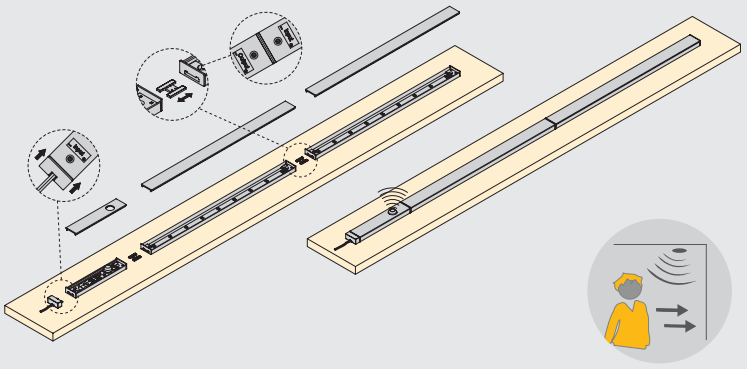


7084662
7084762
7084921

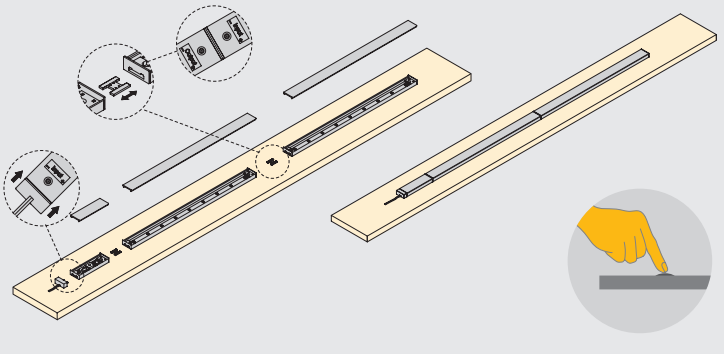





Persei



A	Lumen	WATT	Colour	LEDs	Cod.		
395	225 lm	2,7 W	6.000 K	27	**50520**	**62**	6
595	305 lm	4,2 W	6.000 K	42	**50521**	**62**	6
395	211 lm	2,7 W	3.000 K	27	**50524**	**62**	6
595	286 lm	4,2 W	3.000 K	42	**50525**	**62**	6

Alluminio e tecnoplastica / Aluminium and plastic



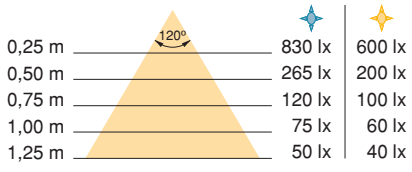

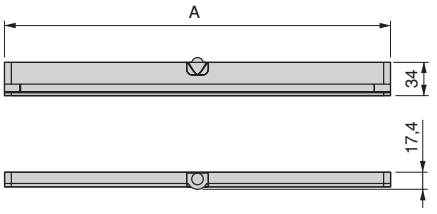

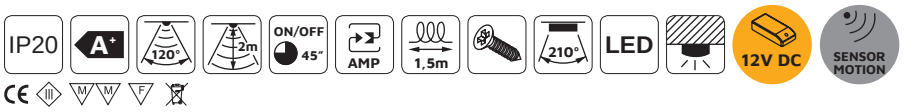

PANNELLI
PANELS

Andromet



Lumen	WATT	Colour	LEDs	Cod.		
330 lm	6 W	6.000 K	24	**50505**	**51**	5

Acciaio e tecnoplastica / Steel and plastic



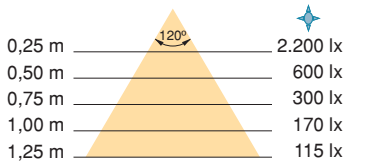

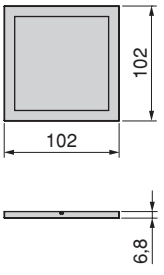



15 | Plastica bianca / White plastic
25 | Verniciato alluminio / Silver painted
51 | Nichel satinato / Satin finished nickel
62 | Anodizzato opaco / Matt anodized

Andromeda

Lumen	WATT	Colour	LEDs	Cod.		
400 lm	5 W	6.000 K	54	**59151**	**15**	5

Alluminio e tecnoplastica / Aluminium and plastic





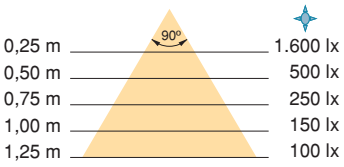





Androwave

Lumen	WATT	Colour	LEDs	Cod.		
400 lm	6 W	6.000 K	40	**50507**	**25**	5

Tecnoplastica / Plastic







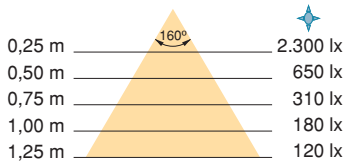

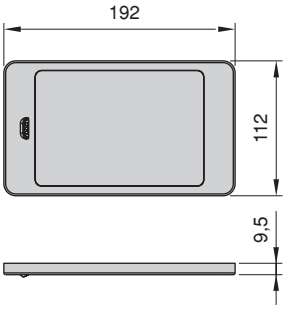



FLESSIBILI
FLEXIBLE

Kuma



Lumen	WATT	Colour	LEDs	Cod.			
285 lm	5 W	4.000 K	24	**50294**	**15**	**17**	4

Tecnoplastica / Plastic

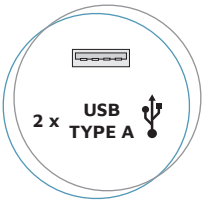

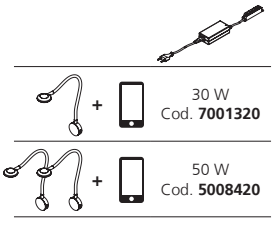



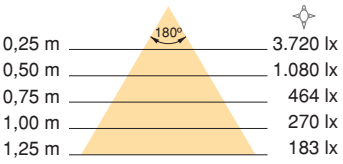

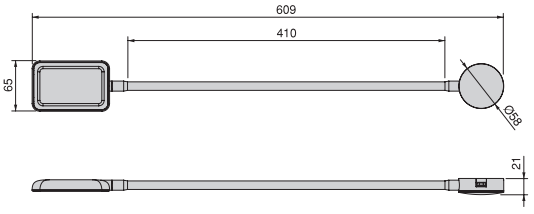

IP20 | A | AMP | 1,5m | DIMMER 5 - 100% | 180° | LED | 12V DC | SENSOR SWITCH

CE

Kuma



Lumen	WATT	Colour	LEDs	Cod.			
150 lm	2,1 W	4.000 K	16	**50293**	**15**	**17**	4

Tecnoplastica / Plastic

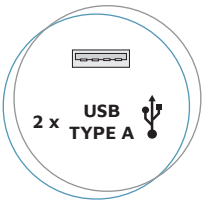

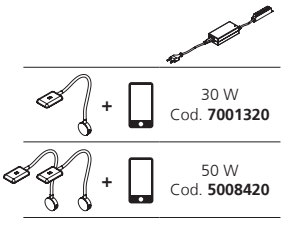



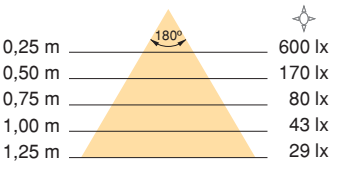

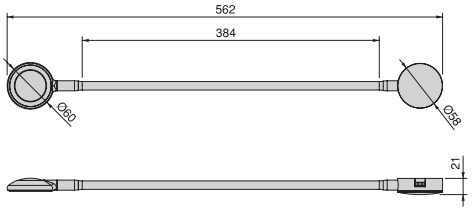

IP20 | A++ | AMP | 1,5m | DIMMER 5 - 100% | 180° | LED | 12V DC | SENSOR SWITCH

CE

12 Verniciato bianco / White painted
14 Verniciato nero / Black painted
15 Plastica bianca / White plastic
17 Plastico nero / Black plastic
25 Verniciato alluminio / Silver painted
51 Nichel satinato / Satin finished nickel

PUNTI LUCE
SPOT

Crux-in-Q

NEW

Lumen	WATT	Colour	LEDs	Cod.					
101 lm	1,8 W	4.000 K	24	**52039**	**12**	**14**	**25**	**51**	6

Tecnoplastica / Plastic



Plug & Play

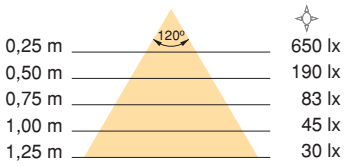



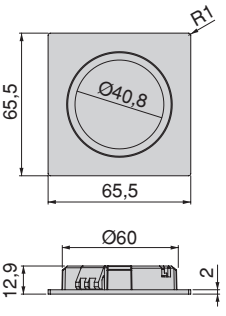





Crux

Lumen	WATT	Colour	LEDs	Cod.				
105 lm	1,8 W	6.000 K	24	**59145**	-	**25**	**51**	6
110 lm	1,8 W	4.500 K	24	**59146**	**10**	**25**	**51**	6

Tecnoplastica / Plastic



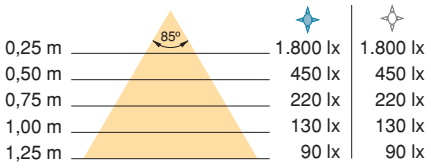

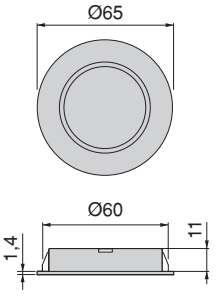



Supporto

Support

Cod.		
70568	**51**	10

Acciaio / Steel



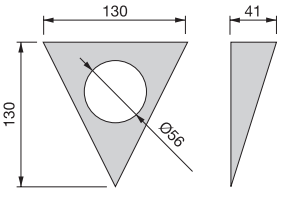

- Da utilizzarsi con faretti: Crux, Crux-in.
- Use with: Crux, Crux-in.





Crux-in



Lumen	WATT	Colour	LEDs	Cod.			
116 lm	1,8 W	6.000 K	24	**59152**	**25**	**51**	6
127 lm	1,8 W	4.000 K	24	**59153**	-	**51**	6

Tecnoplastica / Plastic

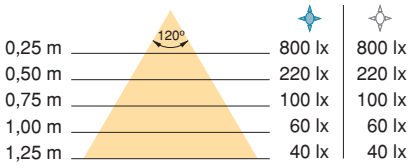

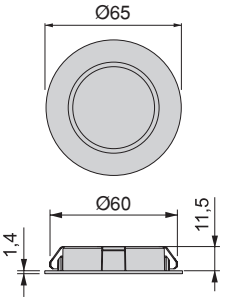

IP20 | A++ | AMP | 1,5m | 120° | LED | Ø60mm | ~AC 230V 50Hz | SENSOR 240V AC

CE

Supporto

Support



Cod.			
59155	**25**	**51**	6

Tecnoplastica / Plastic

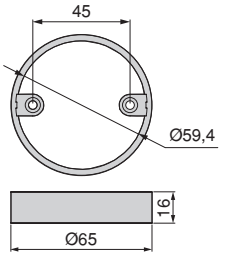

- Da utilizzarsi con faretti: Crux, Crux-in.
- Use with: Crux, Crux-in.







Mizar

NEW



Ø	A	Lumen	WATT	Colour	LEDs	Cod.				
55	66	200 lm	3 W	4.000 K	24	**50401**	**14**	**25**	**51**	6
78	84	380 lm	5,2 W	4.000 K	71	**50402**	**14**	**25**	**51**	6

Acciaio e tecnoplastica / Steel and plastic

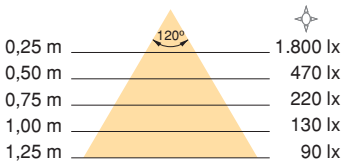

Plug & Play

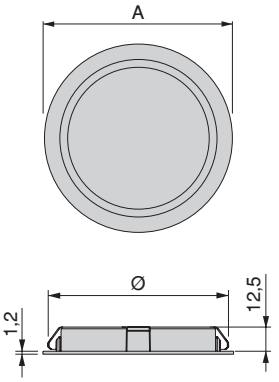



IP20 | A+ | AMP | 1,5m | 120° | LED | ~AC 230V 50Hz | SENSOR 240V AC

Supporto Mizar

NEW

Mizar support



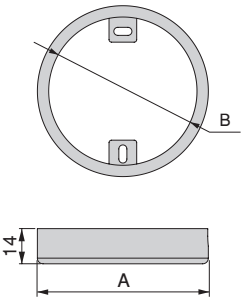

A	B	Cod.		
66	59	**50403**	**51**	6
84	79	**50404**	**51**	6

Acciaio / Steel





14 Verniciato nero / Black painted | 25 Verniciato alluminio / Silver painted | 51 Nichel satinato / Satin finished nickel | 62 Anodizzato opaco / Matt anodized

Volans

Lumen	WATT	Colour	LEDs	Cod.	
250 lm	4 W	4.000 K	1	**50532**	**62**	6

Alluminio e tecnoplastica / Aluminium and plastic



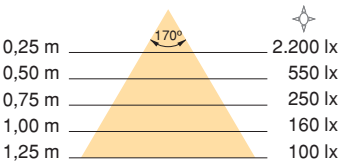

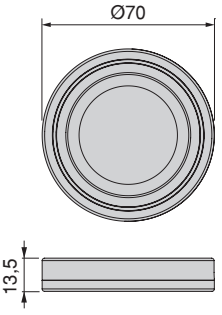



IP20 | A+ | AMP | 1,5m | 170° | LED | ~AC 230V 50Hz | SENSOR 240V AC

CE

Hidra

Lumen	WATT	Colour	LEDs	Cod.	
130 lm	2 W	6.000 K	24	**50506**	**25**	6

Alluminio e tecnoplastica / Aluminium and plastic





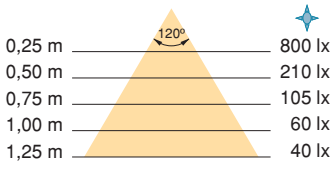

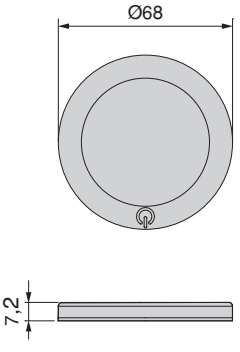



IP20 | A+ | AMP | 1,5m | 120° | LED | 12V DC | SENSOR SWITCH

CE

Lich

NEW

Lumen	WATT	Colour	LEDs	Cod.		
120 lm	2 W	4.000 K	6	**50400**	**25**	5

Tecnoplastica / Plastic





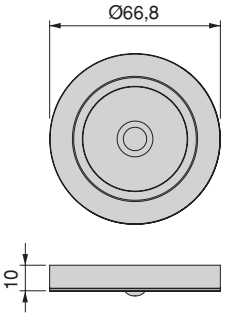



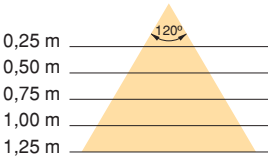



Orion

Lumen	WATT	Colour	LEDs	Cod.		
320 lm	5 W	5.000 K	1	**50082**	**62**	6
300 lm	5 W	3.000 K	1	**50083**	**62**	6

Alluminio e tecnoplastica / Aluminium and plastic



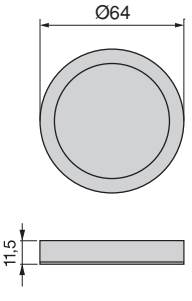

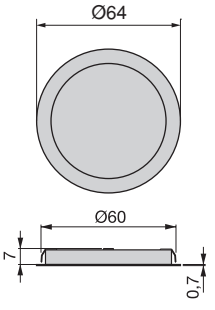



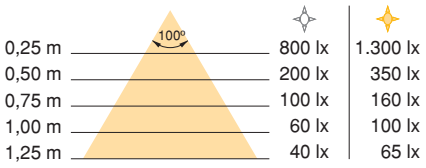



25 | Verniciato alluminio / Silver painted
61 | Alluminio naturale / Natural aluminium
62 | Anodizzato opaco / Matt anodized

Urane

Lumen	WATT	Colour	LEDs	Cod.		
180 lm	1,8 W	6.000 K	9	**50024**	**61**	6

Alluminio e tecnoplastica / Aluminium and plastic



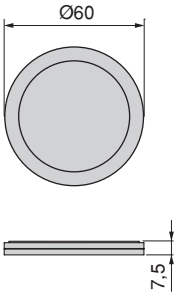



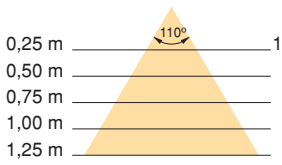



Neptune

Lumen	WATT	Colour	LEDs	Cod.		
190 lm	1,6 W	6.000 K	19	**70004**	**25**	20

Tecnoplastica / Plastic



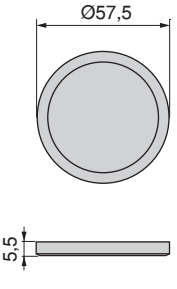



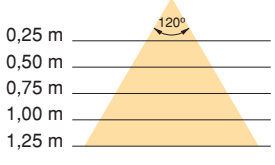



Polaris

Lumen	WATT	Colour	LEDs	Cod.		
95 lm	1,2 W	4.000 K	1	**50222**	**62**	6

Alluminio / Aluminium



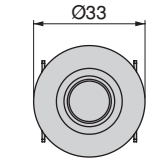



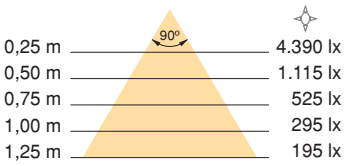

IP20 | A++ | AMP | 1,5m | 90° | LED | Ø30mm | 12V DC | SENSOR 240V AC | SENSOR 12V DC

CE

Merak

Lumen	WATT	Colour	LEDs	Cod.		
60 lm	0,8 W	4.000 K	1	**50278**	**25**	6

Tecnoplastica / Plastic



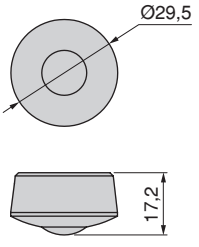

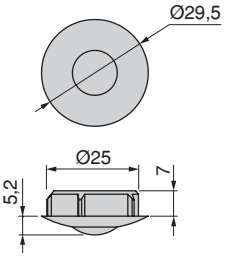



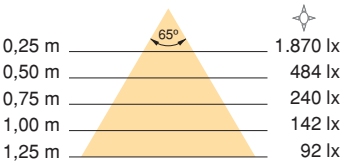

IP20 | A++ | AMP | 1,5m | 65° | LED | Ø25mm | 12V DC | SENSOR 240V AC | SENSOR 12V DC

CE

11 | Cromato brillo / Chrome plated
25 | Verniciato alluminio / Silver painted
62 | Anodizzato opaco / Matt anodized

Alcor

Lumen	WATT	Colour	LEDs	Cod.		
95 lm	1,2 W	4.000 K	1	**50223**	**62**	6

Alluminio / Aluminium



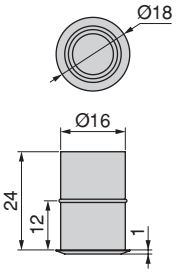



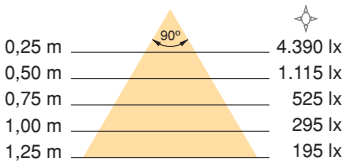

IP20 | A++ | AMP | 1,5m | 90° | LED | Ø16mm | 12V DC | SENSOR 240V AC | SENSOR 12V DC

CE

Spot

Lumen	WATT	Colour	LEDs	Cod.		
8 lm	0,3 W	6.000 K	1	**70156**	**11**	10

Tecnoplastica / Plastic



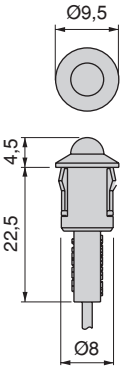



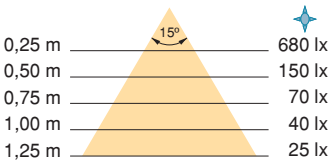

IP20 | A++ | AMP | 0,5m | 15° | LED | Ø8mm | 12V DC | SENSOR 240V AC | SENSOR 12V DC

CE

Sunled da incasso

Flush mount Sunled

Lumen	WATT	Colour	LEDs	Cod.		
300 lm	3,8 W	6.500 K	15	**51450**	**25**	20

Tecnoplastica / Plastic



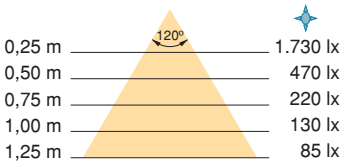

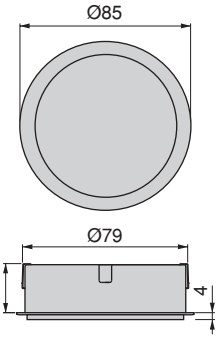



Sunled da superficie

Surface mount Sunled

Lumen	WATT	Colour	LEDs	Cod.		
300 lm	3,8 W	6.500 K	15	**51451**	**25**	20

Tecnoplastica / Plastic



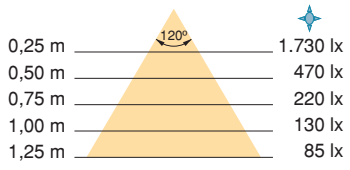

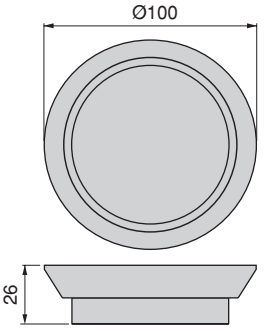





20 | Trasparente / non classificata
Transparent / not defined

25 | Verniciato alluminio
Silver painted

Sunled da semincasso

Semi-flush mount Sunled

Lumen	WATT	Colour	LEDs	Cod.		
300 lm	3,8 W	6.500 K	15	**51452**	**25**	20

Tecnoplastica / Plastic





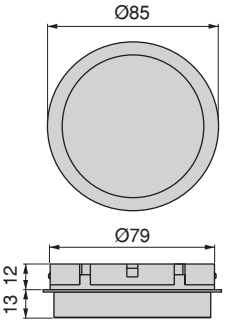



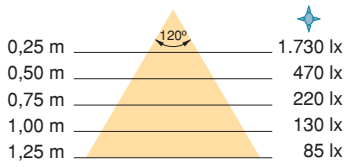



Lampada Sunled

Sunled lamp

Cod.		
51449	**20**	1

Tecnoplastica / Plastic

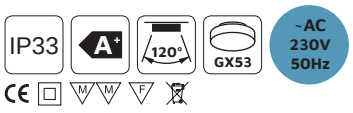



Optima 8





BATTERIA
BATTERY OPERATED

Kraz

Lumen	WATT	Colour	LEDs	Capacità Capacity	Cod.		
85 lm	1 W	4.000 K	9	850mAh	**50286**	**25**	5

Tecnoplastica / Plastic





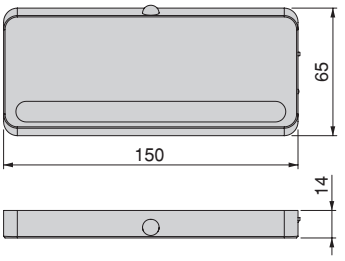



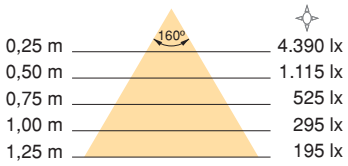



- Funzionamento con batteria che può essere ricaricata da un caricabatterie mobile 5V DC 1A con spina micro USB tipo B.
- Functioning with an battery which can recharged using a 5V DC 1A mobile charger with a micro USB type B port.

Crater

NEW

Lumen	WATT	Colour	LEDs	Capacità Capacity	Cod.		
110 lm	1 W	4.000 K	28	850mAh	**50239**	**25**	5

Tecnoplastica / Plastic





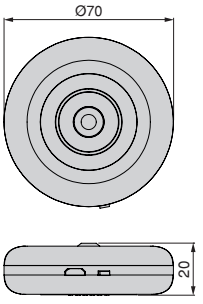



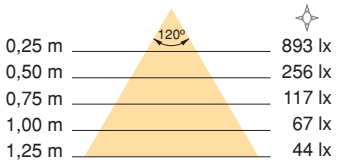



- Funzionamento con batteria che può essere ricaricata da un caricabatterie mobile 5V DC 1A con spina micro USB tipo B.
- Functioning with an battery which can recharged using a 5V DC 1A mobile charger with a micro USB type B port.

Drawled



Lumen	WATT	Colour	LEDs	Cod.		
28 lm	0,6 W	7.000 K	4	**50063**	**25**	5

Tecnoplastica / Plastic



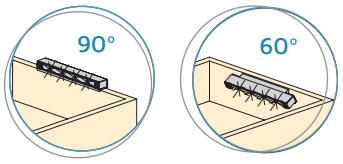

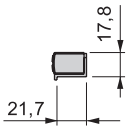

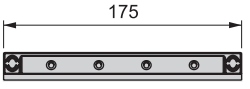

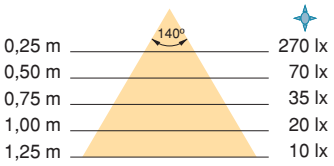

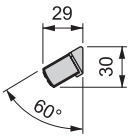

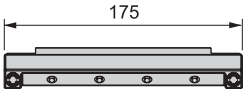





Phoenix

Lumen	WATT	Colour	LEDs	Cod.		
30 lm	0,6 W	7.000 K	6	**50041**	**25**	4

Tecnoplastica / Plastic







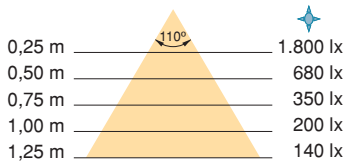

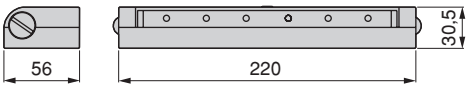





TUBI APPENDIABITI CON ILLUMINAZIONE
ILLUMINATED HANGING BARS

Castor

NEW

A	L		Lumen	WATT	Colour	LEDs	Capacità Capacity	Cod.			
558	547	408-558	30 lm	0,6 W	4.000 K	30	850mAh	**50740**	**13**	**62**	1
708	697	558-708	35 lm	0,7 W	4.000 K	45	850mAh	**50741**	**13**	**62**	1
858	847	708-858	45 lm	0,9 W	4.000 K	60	850mAh	**50742**	**13**	**62**	1
1.008	997	858-1.008	50 lm	1 W	4.000 K	75	850mAh	**50743**	**13**	**62**	1
1.158	1.147	1.008-1.158	55 lm	1,2 W	4.000 K	90	850mAh	**50744**	**13**	**62**	1

Alluminio e tecnoplastica / Aluminium and plastic



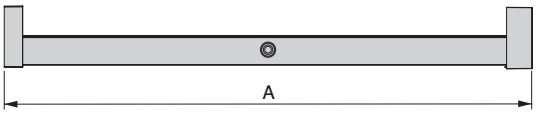

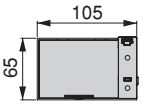

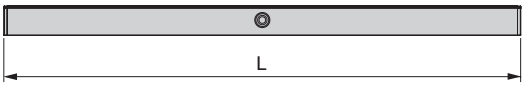



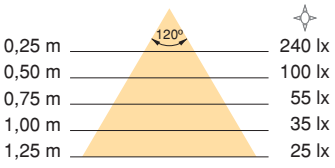



IP20 | 90° | 1,5m | ON/OFF 45° | 1,5m | 120° | LED | 5V DC | SENSOR MOTION

CE

- Funzionamento con batteria rimovibile, che può essere ricaricata da un caricabatterie mobile 5V DC 1A con spina micro USB tipo B.
- Nel cod. 5077413 e 5077462 è compreso il reggitubo centrale.

- Functioning with an extractable battery, which can recharged using a 5V DC 1A mobile charger with a micro USB type B port.
- The cod. 5077413 and 5077462 included the central rail support.

L = A -11 mm

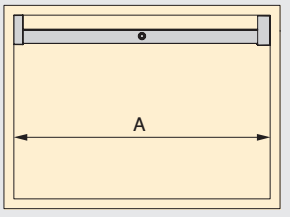



www.emuca.com

13 | Verniciato moka
Moka painted

62 | Anodizzato opaco
Matt anodized

Polux

NEW

A	L		Lumen	WATT	Colour	LEDs	Cod.		
558	547	408-558	125 lm	2,6 W	4.000 K	32	**50745**	**62**	1
708	697	558-708	160 lm	3,3 W	4.000 K	41	**50746**	**62**	1
858	847	708-858	190 lm	4 W	4.000 K	50	**50747**	**62**	1
1.008	997	858-1.008	230 lm	4,8 W	4.000 K	59	**50748**	**62**	1
1.158	1.147	1.008-1.158	260 lm	5,5 W	4.000 K	68	**50749**	**62**	1

Alluminio e tecnoplastica / Aluminium and plastic





Driver 5

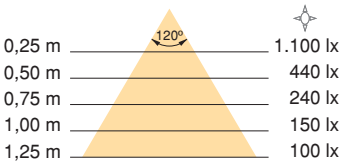

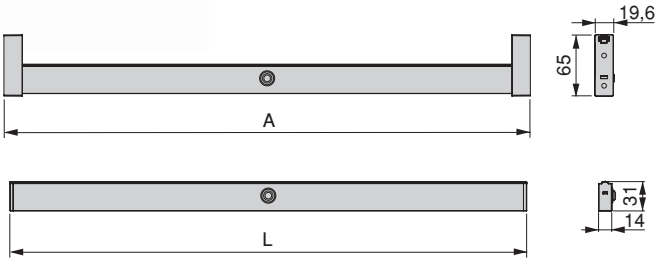

IP20 | A | 90° | 1,5m | ON/OFF 45° | AMP | 1,5m | 120° | LED | 12V DC | SENSOR MOTION

CE

L = A -11 mm

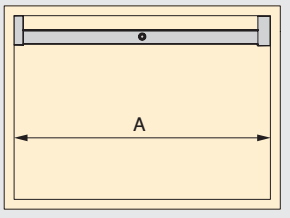

- Il cod. 5077962 è compreso il reggitubo centrale.
- Non include il convertitore LED.

- The cod. 5077962 included the central rail support.
- Does not include LED converter.



www.emuca.com

BAGNO
BATHROOM

Aquarius



A	Lumen	WATT	Colore / Colour	LEDs	Cod.		
300	520 lm	7 W	6.000 K	60	**51453**	**11**	5
450	480 lm	7 W	6.000 K	60	**51454**	**11**	5

Alluminio e tecnoplastica / Aluminium and plastic

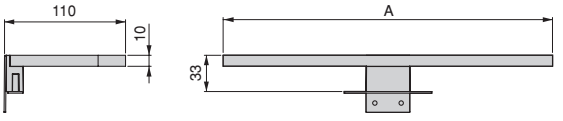



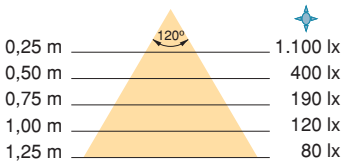

IP44 | A+ | 0,3m | 120° | LED | ~AC 230V 50Hz | SENSOR 240V AC

Aquarius



Lumen	WATT	Colour	LEDs	Cod.		
800 lm	14 W	6.000 K	120	**51456**	**11**	5

Alluminio e tecnoplastica / Aluminium and plastic

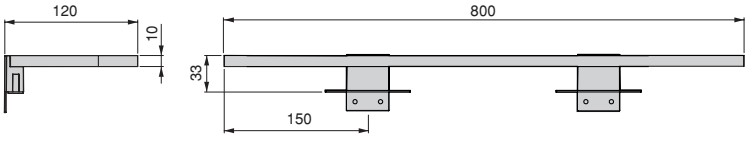



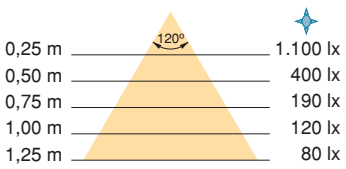

IP44 | A | 0,3m | 120° | LED | ~AC 230V 50Hz | SENSOR 240V AC

Sagitarius

A	Lumen	WATT	Colour	LEDs	Cod.		
300	550 lm	7 W	6.000 K	60	**51458**	**11**	5
450	530 lm	7 W	6.000 K	60	**51459**	**11**	5

Alluminio e tecnoplastica / Aluminium and plastic



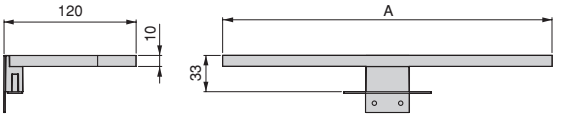

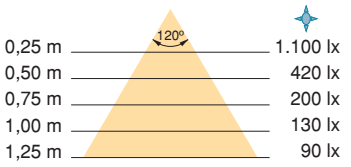

IP44 | A+ | 0,3m | 120° | LED | ~AC 230V 50Hz | SENSOR 240V AC



Sagitarius

Lumen	WATT	Colour	LEDs	Cod.		
900 lm	14 W	6.000 K	120	**51461**	**11**	5

Alluminio e tecnoplastica / Aluminium and plastic



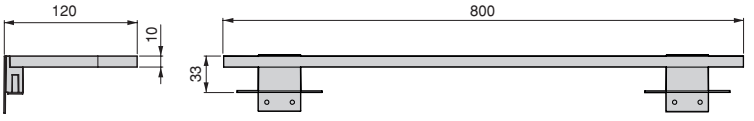

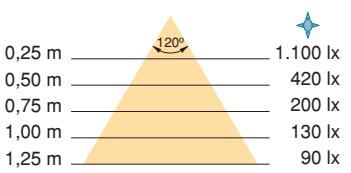

IP44 | A | 0,3m | 120° | LED | ~AC 230V 50Hz | SENSOR 240V AC



www.emuca.com

Sagitarius

Lumen	WATT	Colour	LEDs	Cod.		
380 lm	5 W	6.000 K	30	**51457**	**11**	5

Alluminio e tecnoplastica / Aluminium and plastic



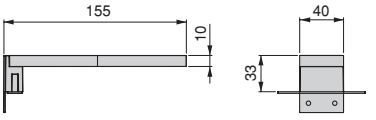





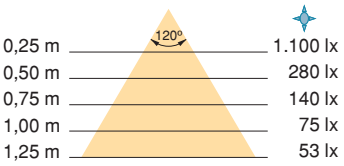







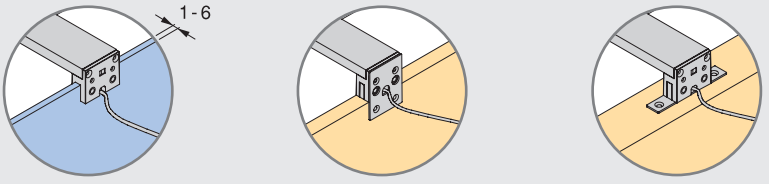

Box di giunzione IP44

Junction box IP44

Cod.		
50172	**20**	20

Tecnoplastica / Plastic





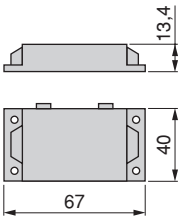

IP44

11 | Cromato brillo / Chrome plated

20 | Trasparente / non classificata / Transparent / not defined



ACCESORI

5.61 Convertitori
5.65 Sensori e interruttori
5.69 Carica batterie
5.71 Multiconnettori e prese
5.73 Accesori e cavi

ACCESSORIES

5.61 Converters
5.65 Sensors and switches
5.69 Chargers
5.71 Multiconnectors and plugs
5.73 Accessories and cables




POWER

CONVERTITORI
TRANSFORMERS

Convertitore LED 6-15 W
6-15 W LED converter



12V DC IP20 2 m

WATT	A	B	C	Input	Output	Cod.		
6 W	17	96	41	100-240V AC - 50-60Hz	12V DC	**70809**	**20**	10
15 W	17	96	41	100-240V AC - 50-60Hz	12V DC	**70014**	**20**	10

Tecnoplastica / Plastic

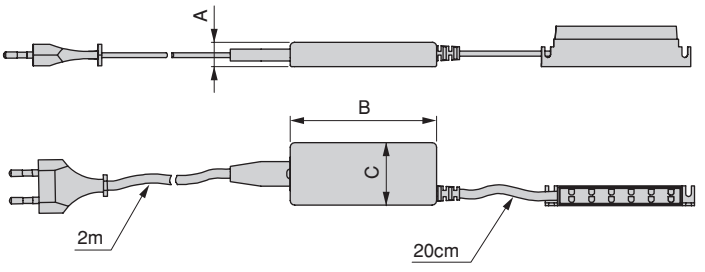

Convertitore LED 30-50 W
30-50 W LED converter



12V DC IP20 2 m

WATT	A	B	C	Input	Output	Cod.		
30 W	31	120	53	100-240V AC - 50-60Hz	12V DC	**70013**	**20**	10
50 W	31	120	53	100-240V AC - 50-60Hz	12V DC	**50084**	**20**	10

Tecnoplastica / Plastic

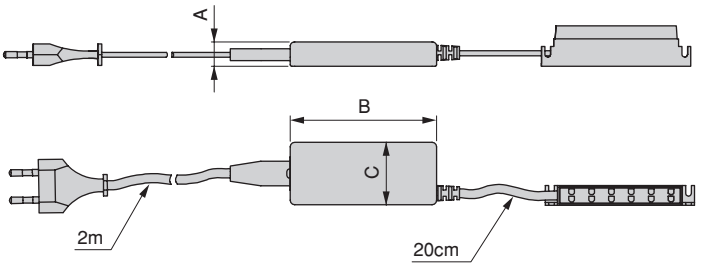

Convertitore LED 72 W
72 W LED converter



12V DC IP20 2 m

WATT	A	B	C	Input	Output	Cod.		
72 W	38	153	60	100-240V AC - 50-60Hz	12V DC	**50085**	**20**	10

Tecnoplastica / Plastic

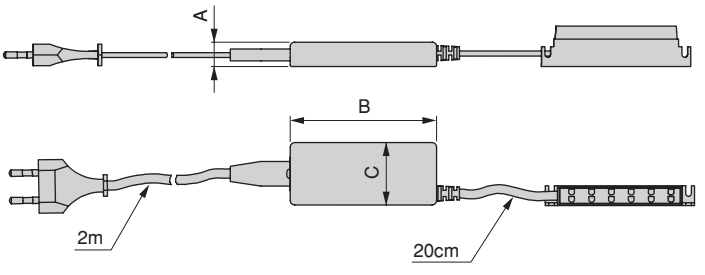

20 | Trasparente / non classificata
Transparent / not defined

Convertitore LED 100-200 W

NEW

100-200 W LED converter

WATT	A	B	C	Input	Output	Cod.		
100 W	30	129	97	100-240V AC - 50-60Hz	12V DC	**52033**	**20**	5
200 W	30	215	115	100-240V AC - 50-60Hz	12V DC	**52034**	**20**	5

Acciaio / Steel



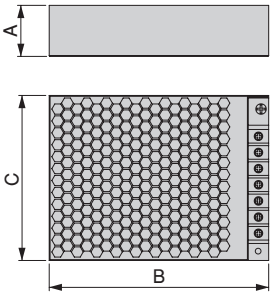

12V DC IP20

Convertitore LED a tensione costante IP44

Constant voltage IP44 LED converter

WATT	Input	Output	Cod.		
15 W	100-240V AC - 50-60Hz	12V DC	**50173**	**20**	10

Tecnoplastica / Plastic



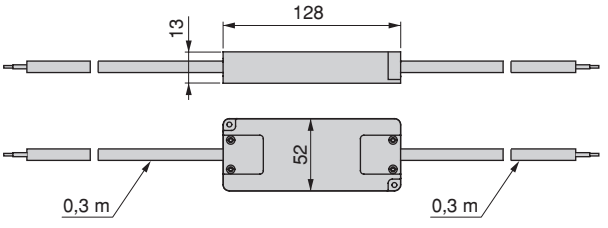

12V DC IP44 0,3 m

Box di giunzione IP44

Junction box IP44

Cod.		
50172	**20**	20

Tecnoplastica / Plastic



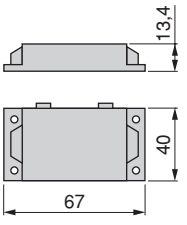

IP44

INFORMAZIONE SENSORI / SENSORS INFORMATION

Sensori / Sensors



Sistema di rilevamento nascosto per prossimità ON/OFF, si accende e si spegne quando si interferisce il suo raggio d'azione. Senza temporizzatore.

Proximity hidden sensor system ON/OFF, switches on or off when action range is interfered. No timer.



Sistema di rilevamento per prossimità ON/OFF, si accende e si spegne quando si interferisce il suo raggio d'azione. Senza temporizzatore.

Proximity sensor system ON/OFF, switches on or off when action range is interfered. No timer.



Sistema di rilevamento per prossimità sempre ON, solo si spegne quando si interferisce il suo raggio d'azione. Senza temporizzatore.

Always ON proximity detection system, switches off when movement is detected within action range. No timer.



Sistema di rilevamento di movimento, si accende quando si interferisce il suo raggio d'azione.

Movement detection system, switches on when movement is detected within its action rage.



Sistema di rilevamento per contatto. Capacità di rilevamento regolabile secondo necessità.

Touch sensor by contact. Adjustable sensitiveness according to need.



Sistema di controllo remoto per radio frequenza a due canali e temporizzatore per lo spegnimento simultaneo di entrambi i canali.

Radio frequency remote control system with two channels and a timing device for the simultaneous switched off of both channels.

SENSOR SPECIAL — Usare con sensore specifico / Use with specific sensors

SENSOR 240V AC — Usare con sensore 240V AC / Use with sensors 240V AC

SENSOR 12V DC — Usare con sensore 12V DC / Use with sensors 12V DC

SENSOR 24V DC — Usare con sensore 24V DC / Use with sensors 24V DC

SENSOR INCLUDED — Dispone di sensore integrato / Integrated sensor

DIMMER 5 - 100% — Dimmer / Dimmer

120° 90° — Angolo d'azione del sensore / Detection angle of sensor

1,5m 2m 3cm 5cm — Raggio d'azione del sensore / Detection range of sensor

ON/OFF 10" 3' ON/OFF 25" ON/OFF 45" — Temporizzatore / Timer

AMP — Connessione AMP / AMP connection

1,5 m 2 m — Lunghezza cavo / Longitude of cable

Adesivo / Adhesive

Include gli elementi per il montaggio / Includes the elements for the assembly

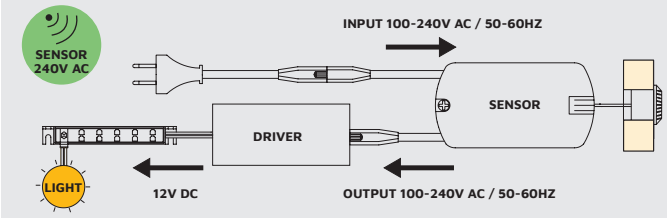

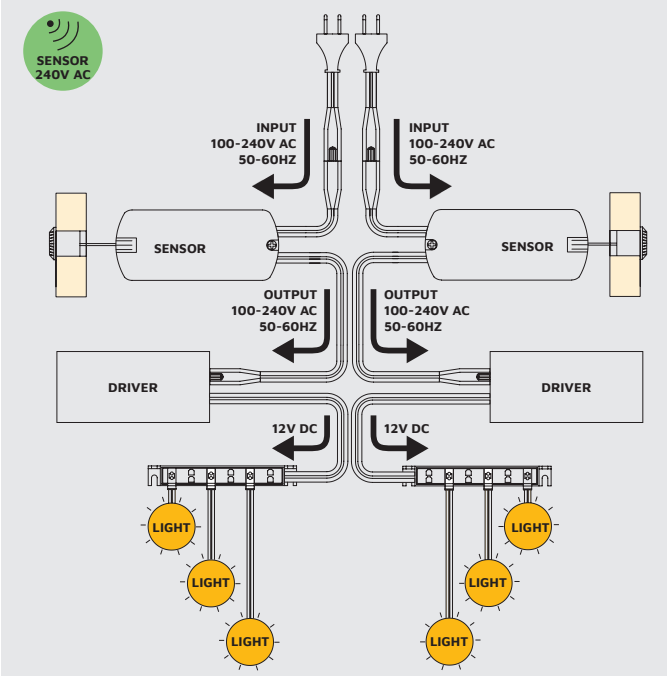

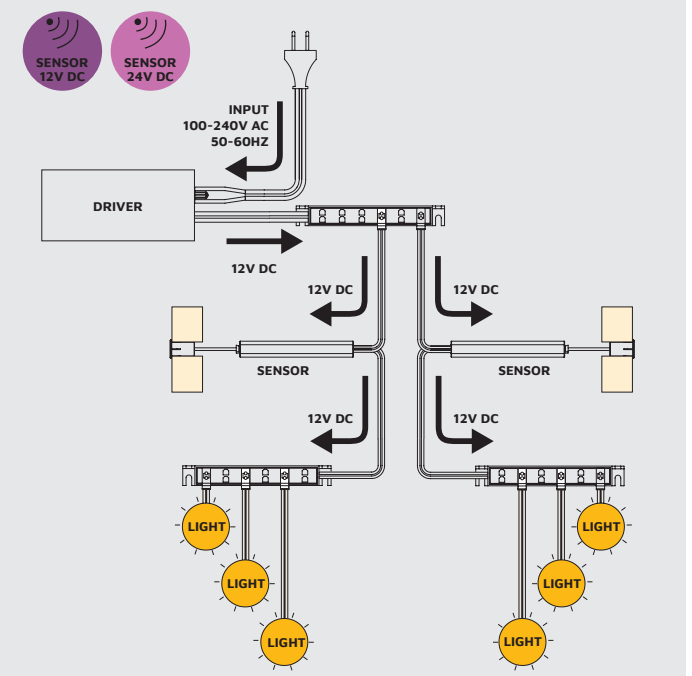

INFORMAZIONE SENSORI / SENSORS INFORMATION

	Cod.		12V DC	240V AC	SPECIAL
Lynx Premium 4,8W/m IP20	5200920	12V DC	✓	✓	✓
	5201020	12V DC	✓	✓	✓
	5201120	12V DC	✓	✓	✓
Lynx Premium 4,8W/m IP65	5201220	12V DC	✓	✓	✓
	5201320	12V DC	✓	✓	✓
Lynx Premium 9,6W/m IP20	5201420	12V DC	✓	✓	✓
	5201520	12V DC	✓	✓	✓
	5201620	12V DC	✓	✓	✓
Lynx Premium 9,6W/m IP65	5201720	12V DC	✓	✓	✓
	5201820	12V DC	✓	✓	✓
Lynx Premium 14,4W/m IP20	5201920	12V DC	✓	✓	✓
	5202020	12V DC	✓	✓	✓
	5202120	12V DC	✓	✓	✓
Lynx Premium 14,4W/m IP65	5202220	12V DC	✓	✓	✓
	5202320	12V DC	✓	✓	✓
Lynx Premium 28,8W/m IP65	5202420	12V DC	✓	✓	✓
Lynx Premium CCT 28,8W/m IP65	5202620	12V DC	×	✓	✓
Lynx Premium RGB 14,4W/m IP65	5200020	12V DC	×	✓	✓
Lynx Basic 4,8W/m IP20	5200120	12V DC	✓	✓	✓
	5200220	12V DC	✓	✓	✓
Lynx Basic 4,8W/m IP65	5200320	12V DC	✓	✓	✓
	5200420	12V DC	✓	✓	✓
Lynx Basic 9,6W/m IP20	5200520	12V DC	✓	✓	✓
	5200620	12V DC	✓	✓	✓
Lynx Basic 9,6W/m IP65	5200720	12V DC	✓	✓	✓
	5200820	12V DC	✓	✓	✓
Lyra	7084662	12V DC	✓	✓	✓
Andromet	5050551	12V DC	✓	✓	×
Andromeda	5915115	12V DC	✓	✓	×
Crux-in-Q	5203912	230V AC 50HZ	×	✓	×
	5203914	230V AC 50HZ	×	✓	×
	5203925	230V AC 50HZ	×	✓	×
	5203951	230V AC 50HZ	×	✓	×
Crux	5914525	12V DC	✓	✓	×
	5914551	12V DC	✓	✓	×
	5914610	12V DC	✓	✓	×
	5914625	12V DC	✓	✓	×
	5914651	12V DC	✓	✓	×
Crux-in	5915225	12V DC	✓	✓	×
	5915251	12V DC	✓	✓	×
	5915351	12V DC	✓	✓	×
Mizar	5040123	230V AC 50HZ	×	✓	×
	5040125	230V AC 50HZ	×	✓	×
	5040151	230V AC 50HZ	×	✓	×
	5040223	230V AC 50HZ	×	✓	×
	5040225	230V AC 50HZ	×	✓	×
	5040251	230V AC 50HZ	×	✓	×
Volans	5053262	230V AC 50HZ	×	✓	×
Orion	5008262	12V DC	✓	✓	×
	5008362	12V DC	✓	✓	×
Urane	5002461	12V DC	✓	✓	×
Neptune	7000425	12V DC	✓	✓	×
Polaris	5022262	12V DC	✓	✓	×
Merak	5027825	12V DC	✓	✓	×
Alcor	5022362	12V DC	✓	✓	×
Spot	7015611	12V DC	✓	✓	×
Sunled	5145025	230V AC 50HZ	×	✓	×
	5145125	230V AC 50HZ	×	✓	×
	5145225	230V AC 50HZ	×	✓	×
Aquarius	5145311	230V AC 50HZ	×	✓	×
	5145411	230V AC 50HZ	×	✓	×
	5145611	230V AC 50HZ	×	✓	×
Sagitarius	5145811	230V AC 50HZ	×	✓	×
	5145911	230V AC 50HZ	×	✓	×
	5146111	230V AC 50HZ	×	✓	×
	5145711	230V AC 50HZ	×	✓	×

		Cod.		WATT
Point switch (simple)		5022925	12-24V DC	Max. 36 W
Point switch (double)		5023025	12-24V DC	Max. 36 W
Point door		5023225	12-24V DC	Max. 36 W
Point motion		5023120	12-24V DC	Max. 36 W
Micron switch/dimmer		5053125	12-24V DC	Max. 24 W
Dot switch/dimmer		5022825	12-24V DC	Max. 24 W
Spirit switch/dimmer hidden sensor		5022617	12V DC	Max. 80 W
Red Eye 1 switch		7001520	240V AC	Max. 250 W
Red Eye 3 door		7001720	240V AC	Max. 250 W
Red Eye 4 motion		7001820	240V AC	Max. 250 W
Red Eye 5 metal		7001920	240V AC	Max. 500 W
Lynx motion		5203720	12V DC	Max. 30 W
Lynx switch		5203520	12V DC	Max. 30 W
Lynx switch/dimmer		5203620	12V DC	Max. 30 W
Lyra motion		7084862	12V DC	Max. 30 W
Lyra switch		7084762	12V DC	Max. 30 W



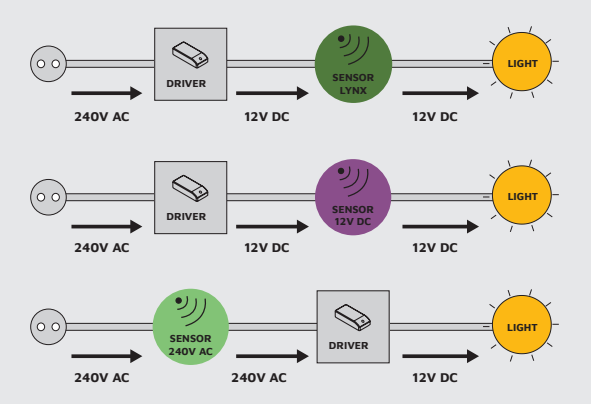

SENSORI E INTERRUTTORI
SENSORS AND SWITCHES

Red Eye 1 switch (interruttore)
Red Eye 1 switch (switch)







WATT	Input	Output	Cod.		
Max. 250 W	100-240V AC 50-60Hz	100-240V AC 50-60Hz	**70015**	**20**	10

Tecnoplastica / Plastic

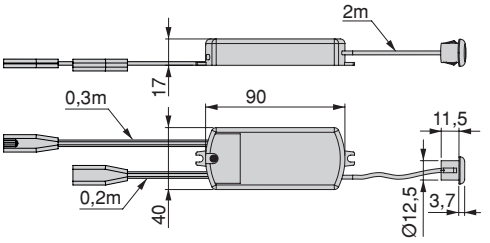

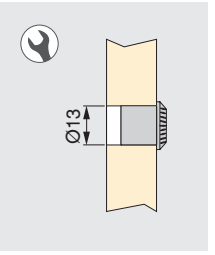

Red Eye 3 door (prossimità)
Red Eye 3 door (proximity)







WATT	Input	Output	Cod.		
Max. 250 W	100-240V AC 50-60Hz	100-240V AC 50-60Hz	**70017**	**20**	10

Tecnoplastica / Plastic

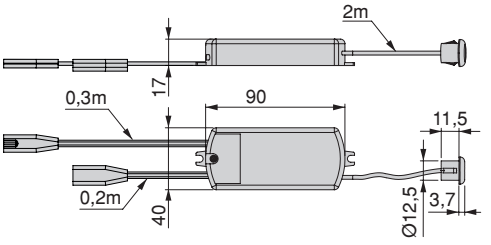

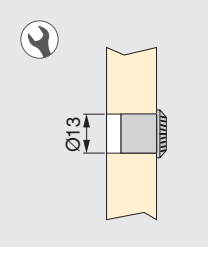

Red Eye 4 motion (movimento)
Red Eye 4 motion (movement)







WATT	Input	Output	Cod.		
Max . 250 W	100-240V AC 50-60Hz	100-240V AC 50-60Hz	**70018**	**20**	10

Tecnoplastica / Plastic

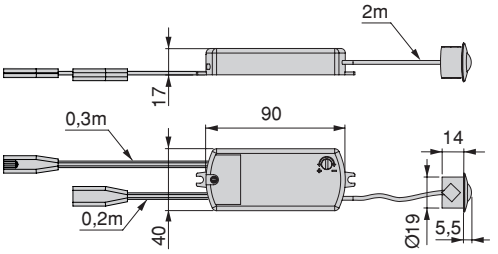

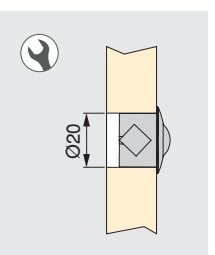

11 | Cromato brillo / Chrome plated
17 | Plastico nero / Black plastic
20 | Trasparente / non classificata / Transparent / not defined

Red Eye 5 metal (touch)

Red Eye 5 metal (touch)







SENSOR 240V AC

2 m

WATT	Input	Output	Cod.		
Max. 500 W	220-240V AC - 50Hz	220-240V AC 50-60Hz	**70019**	**20**	10

Tecnoplastica / Plastic

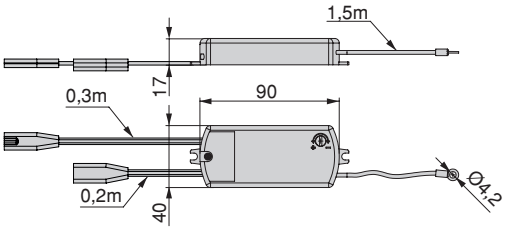

Bussola estetica e vite

Touch pad and screw



Cod.		
70060	**11**	10

Acciaio / Steel

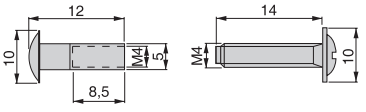

Spirit switch/dimmer (interruttore) sensore nascosto

NEW

Spirit switch/dimmer (switch) hidden sensor



WATT	Input	Output	Cod.		
Max. 80 W	12V DC	12V DC	**50226**	**17**	6

Tecnoplastica / Plastic

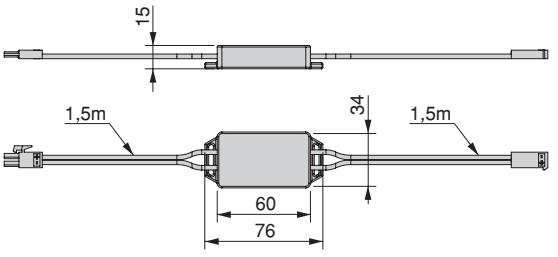

SENSOR 12V DC

IP44 DIMMER 5 - 100% AMP 1,5 m

- Sensore nascosto che attraversa diversi materiali con spessore fino a 32 mm.
- Non compatibile con specchio specchi e metalli.

- Hidden sensor that penetrates materials of up to 32 mm thick.
- Not compatible with mirrors and metals.

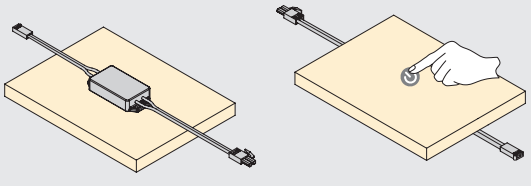

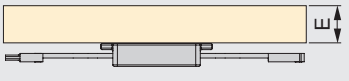

E ≤ 32 mm Legno / Wood
E ≤ 22 mm Tecnoplastica / Plastic
E ≤ 20 mm Pietra / Stone
E ≤ 12 mm Vetro / Glass

Point switch (interruttore)

NEW

Point switch (switch)







SENSOR 12V DC · SENSOR 24V DC · AMP · 1,5 m

Model	WATT	Input	Output	Cod.		
simple	Max. 36-72 W	12-24V DC	12-24V DC	**50229**	**25**	6
double	Max. 36-72 W	12-24V DC	12-24V DC	**50230**	**25**	6

Tecnoplastica / Plastic

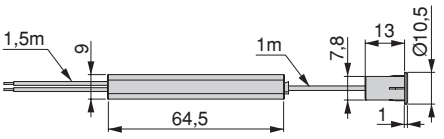

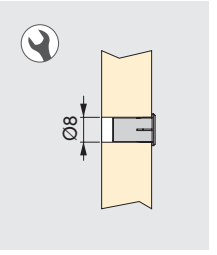

Point door (prossimità)

NEW

Point door (proximity)







SENSOR 12V DC · SENSOR 24V DC · 3cm · 1,5 m

WATT	Input	Output	Cod.		
Max. 36-72 W	12-24V DC	12-24V DC	**50232**	**25**	6

Tecnoplastica / Plastic

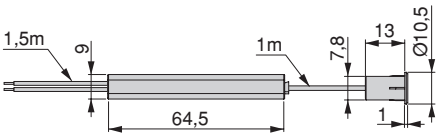

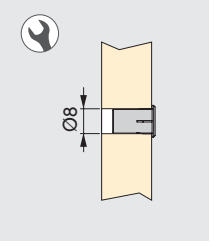

Point motion (movimento)

NEW

Point motion (movement)







SENSOR 12V DC · SENSOR 24V DC · 90° · 1,5m · ON/OFF 45" · AMP · 1,5 m

WATT	Input	Output	Cod.		
Max. 36-72 W	12-24V DC	12-24V DC	**50231**	**20**	6

Tecnoplastica / Plastic

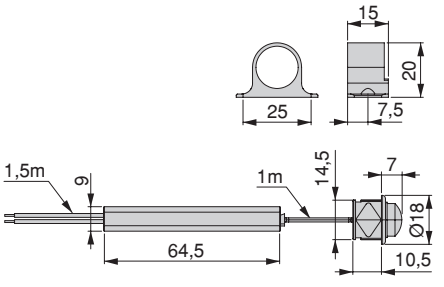

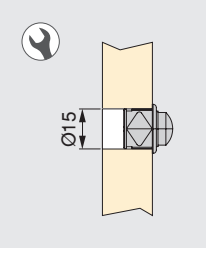

15 Plastica bianca / White plastic
17 Plastico nero / Black plastic
20 Trasparente / non classificata / Transparent / not defined
21 Plastica grigia / Grey plastic
25 Verniciato alluminio / Silver painted

Micron switch/dimmer (interruttore)

Micron switch/dimmer (switch)

WATT	Input	Output	Cod.		
Max. 24-48 W	12-24V DC	12-24V DC	**50531**	**25**	6

Tecnoplastica / Plastic





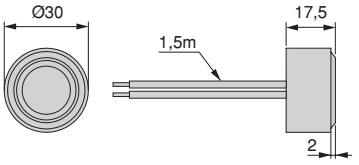

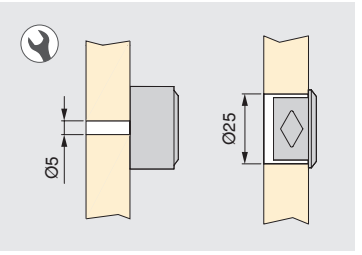

SENSOR 12V DC · SENSOR 24V DC · IP44 · DIMMER 5 - 100% · AMP · 1,5 m



www.emuca.com

Dot switch/dimmer (interruttore) NEW

Dot switch/dimmer (switch)

WATT	Input	Output	Cod.		
Max. 36-72 W	12-24V DC	12-24V DC	**50228**	**25**	6

Tecnoplastica / Plastic





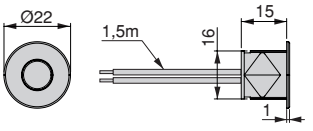

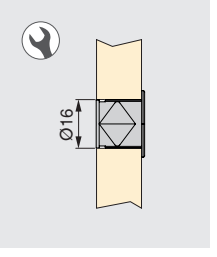

SENSOR 12V DC · SENSOR 24V DC · IP44 · DIMMER 5 - 100% · AMP · 1,5 m



Interruttore

Switch

Cod.				
96381	**15**	**17**	**21**	100

Tecnoplastica / Plastic



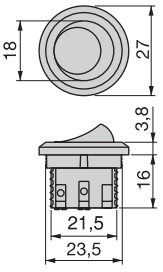

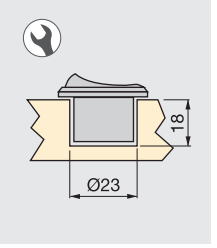

~AC 230V 50Hz

Interruttore per anta

Door switch



~AC 230V 50Hz

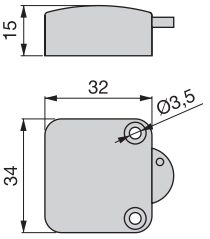

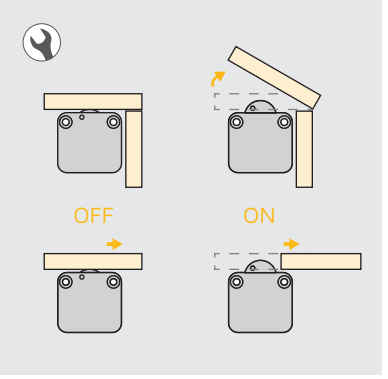

Cod.			
96424	**15**	**17**	10

Tecnoplastica / Plastic

- Per porte battente e scorrevoli.
- For shutter and sliding doors.

CARICA BATTERIE

CHARGERS

Caricabatterie wireless Airtop

Airtop wireless charger

Input	Output		Cod.		
100 - 240V AC	USB	5V DC - 2,1A	**50175**	**17**	1
	Qi	5V DC - 700 mA			

Tecnoplastica / Plastic



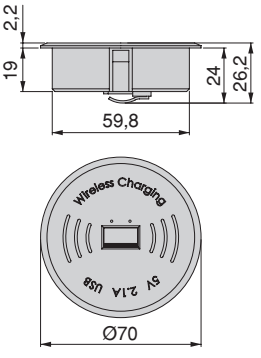







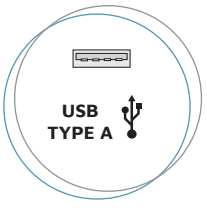

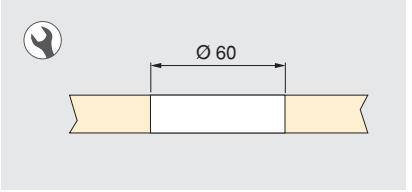

1,5 m

- Permette la ricarica di dispositivi elettronici sia mediante USB che tecnologia wireless (senza fili). Compatibilità per ricarica wireless con sistema Qi (V1.1).
- Allows charging of electronic devices via USB connection or through wireless Qi (V1.1) technology. Allows the cordless charging of any compatible device.

www.emuca.com

Plugy

Input	Output	Cod.			
12V DC	5V DC	**50090**	**14**	**25**	6

Tecnoplastica / Plastic



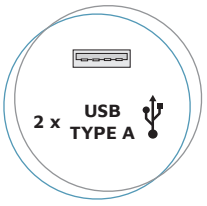

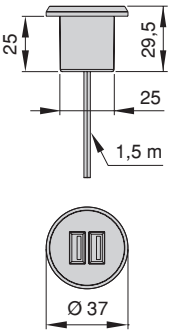



		Input	Output
	30 W Cod. **7001320**	12V DC (2,50A)	5V DC - 2,10A MAX. (1 x 2,10A 2 x 1,05A)
	15 W Cod. **7001420**	12V DC (1,25A)	5V DC - 1,05A MAX. (1 x 1,05A 2 x 0,52A)

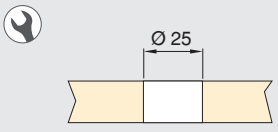

AMP 1,5 m

CE

Plugy

Input	Output	Cod.			
12V DC	5V DC	**50091**	**14**	**25**	6

Tecnoplastica / Plastic



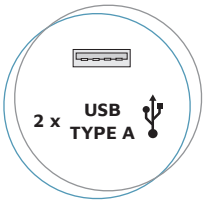

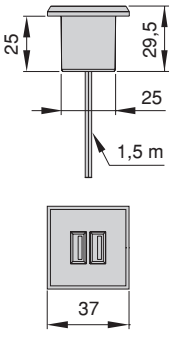



		Input	Output
	30 W Cod. **7001320**	12V DC (2,50A)	5V DC - 2,10A MAX. (1 x 2,10A 2 x 1,05A)
	15 W Cod. **7001420**	12V DC (1,25A)	5V DC - 1,05A MAX. (1 x 1,05A 2 x 0,52A)

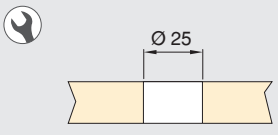

AMP 1,5 m

CE

www.emuca.com

MULTICONNETTORI E PRESE
MULTICONNECTORS AND PLUGS

Atom 14

Model	Cod.			
EU	**50297**	**14**	**25**	1

Acciaio, alluminio e tecnoplastica
Steel, aluminium and plastic



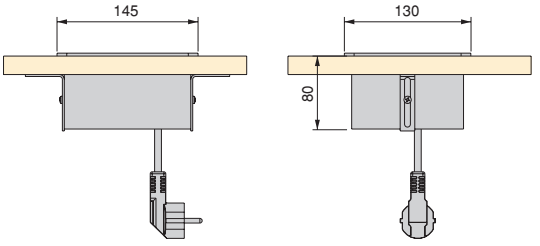



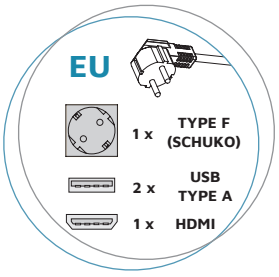

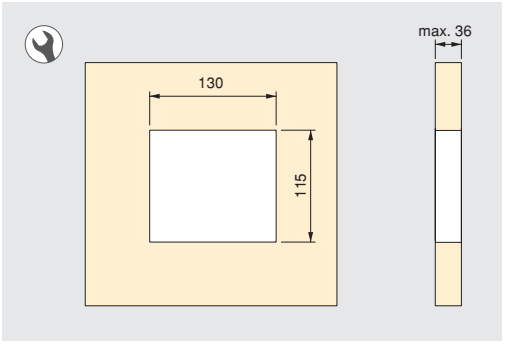

1,5 m

CE



www.emuca.com

Atom 26

Model	Cod.			
UK	**50295**	**14**	**25**	1
EU	**50296**	**14**	**25**	1

Acciaio, tecnoplastica e zama
Steel, plastic and zamak



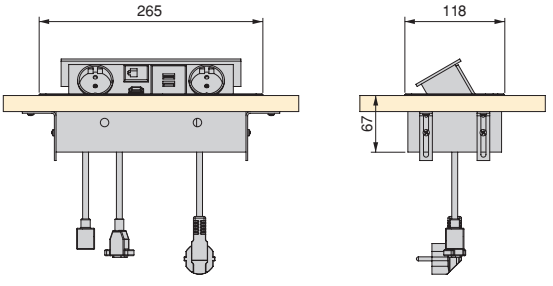



Circum 3

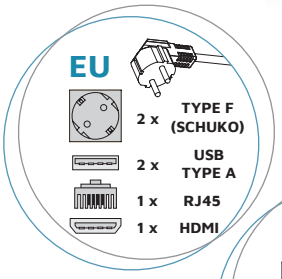

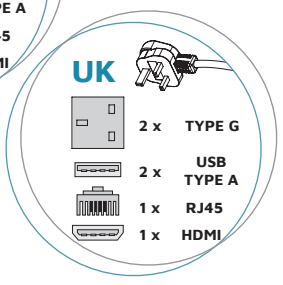

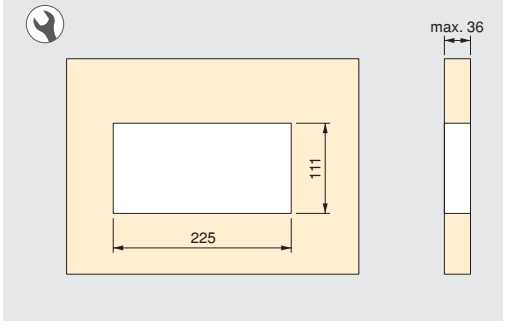

1,5 m

CE



www.emuca.com

14 Verniciato nero / Black painted
25 Verniciato alluminio / Silver painted
65 Acciaio inox / Stainless steel

Vertikal EU



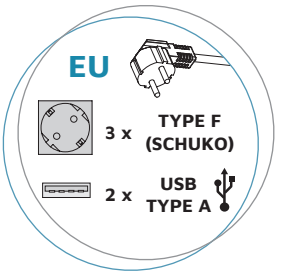

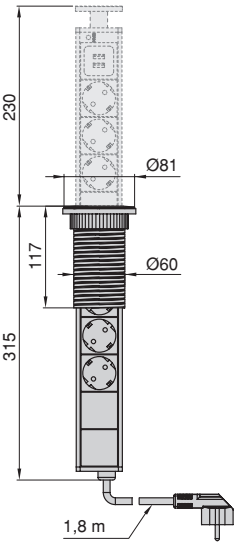

Cod.		
50099	**25**	1

Tecnoplastica / Plastic

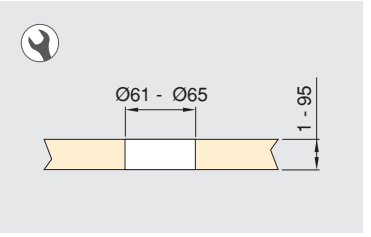

1,8 m

CE

Vertikal UK



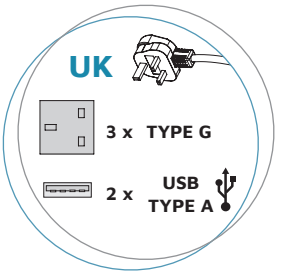

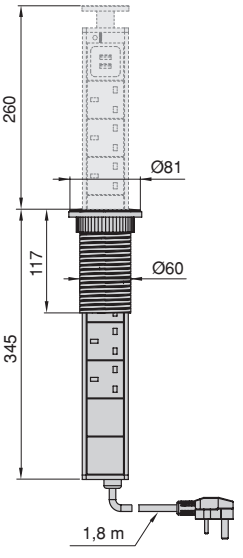

Cod.		
50096	**25**	1

Tecnoplastica / Plastic

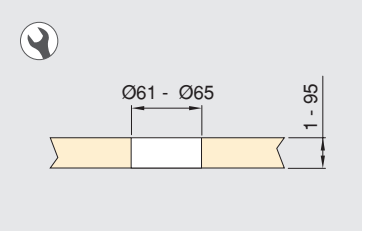

www.emuca.com

1,8 m

CE

Presa schuko Trim

Schuko socket Trim



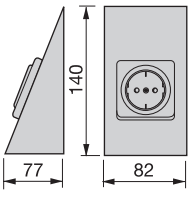

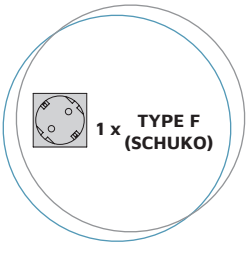

Cod.		
70589	**65**	1

Acciaio inossidabile e tecnoplastica
Stainless steel and plastic

2m

CE

ACCESORI E CAVI
ACCESSORIES AND CABLES

Presa EU per UK
Socket EU for UK

Cod.		
50106	**17**	10

Tecnoplastica / Plastic



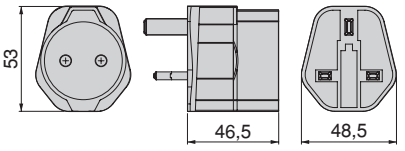

CE

Presa UK per EU
Socket UK for EU

Cod.		
50107	**17**	10

Tecnoplastica / Plastic



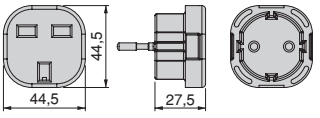

CE

Box di giunzione IP44
Junction box IP44

Cod.		
50172	**20**	20

Tecnoplastica / Plastic



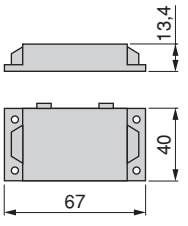

IP44

Prolunga AMP 12V

12V AMP extension cable

Cod.		
92698	**17**	25

Tecnoplastica / Plastic



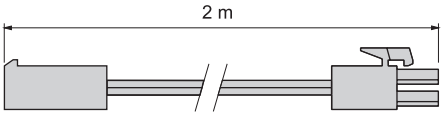

AMP

CE

Contattiera AMP 12V

12V AMP distribution cable

Cod.		
70657	**15**	10

Tecnoplastica / Plastic



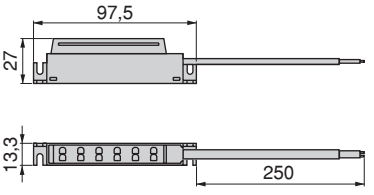

CE

Cavo con interruttore manuale 230V

230V cable with hand switch

Cod.		
92697	**15**	25

Tecnoplastica / Plastic



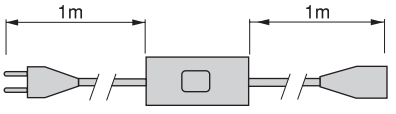

CE

6

SISTEMI SCORREVOLI

SLIDING SYSTEMS





6.1 Sistemi scorrevoli

Sistemi scorrevoli per mobili con scorrimento superiore

6.09 Space +
6.15 Neco regolabile
6.23 Neco senza regulazione
6.31 Supereco
6.33 Railway

Sistemi scorrevoli per mobili con scorrimento inferiore

6.37 Placard 81
6.51 Placard 74
6.61 Placard 90
6.69 Ante Placard
6.72 Placard armadi con tetto inclinato

Sistema scorrevole per mobili con ante incernierate e pieghevoli

6.75 Concepta 30
6.79 Folding Concepta 25
6.83 West 2

Sistemi scorrevoli per ante

6.88 Flow
6.89 Glider
6.91 Aluroller
6.93 Wind
6.94 Ready
6.95 Track
6.96 Clipo

6.1 Sliding systems

Top hung Sliding wardrobe systems

6.09 Space +
6.15 Adjustable Neco
6.23 Unadjustable Neco
6.31 Supereco
6.33 Railway

Bottom running sliding wardrobe systems

6.37 Placard 81
6.51 Placard 74
6.61 Placard 90
6.69 Placard doors
6.72 Placard cabinets with sloping ceiling

Hinged, folding and pocket door sliding wardrobe systems

6.75 Concepta 30
6.79 Folding Concepta 25
6.83 West 2

Sliding systems for doors

6.88 Flow
6.89 Glider
6.91 Aluroller
6.93 Wind
6.94 Ready
6.95 Track
6.96 Clipo

6.1
03/100

SISTEMI SCORREVOLI

Sistemi scorrevoli per mobili con scorrimento superiore

6.09 Space +
6.15 Neco regolabile
6.23 Neco senza regulazione
6.31 Supereco
6.33 Railway

Sistemi scorrevoli per mobili con scorrimento inferiore

6.37 Placard 81
6.51 Placard 74
6.61 Placard 90
6.69 Ante Placard
6.72 Placard armadi con tetto inclinato

Sistema scorrevole per mobili con ante incernierate e pieghevoli

6.75 Concepta 30
6.79 Folding Concepta 25
6.83 West 2

Sistemi scorrevoli per ante

6.88 Flow
6.89 Glider
6.91 Aluroller
6.93 Wind
6.94 Ready
6.95 Track
6.96 Clipo

SLIDING SYSTEMS

Top hung Sliding wardrobe systems

6.09 Space +
6.15 Adjustable Neco
6.23 Unadjustable Neco
6.31 Supereco
6.33 Railway

Bottom running sliding wardrobe systems

6.37 Placard 81
6.51 Placard 74
6.61 Placard 90
6.69 Placard doors
6.72 Placard cabinets with sloping ceiling

Hinged, folding and pocket door sliding wardrobe systems

6.75 Concepta 30
6.79 Folding Concepta 25
6.83 West 2

Sliding systems for doors

6.88 Flow
6.89 Glider
6.91 Aluroller
6.93 Wind
6.94 Ready
6.95 Track
6.96 Clipo





INFORMAZIONE / INFORMATION

SISTEMI SCORREVOLI SLIDING SYSTEMS Max. Kg		*Misure max. raccomandate Max. recommended measures		Spessori ammessi Admitted thicknesses Min.	Max.	ANTA DOOR	FRENO / BRAKE	ARMADIO WARDROBE
SISTEMI SCORREVOLI PER MOBILI CON SCORRIMENTO SUPERIORE / TOP HUNG SLIDING WARDROBE SYSTEMS								
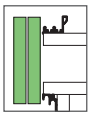	SPACE +	85 kg	2.500	1.600	16	50	FREE	SLOW	2 e 3 ante 2 and 3 doors
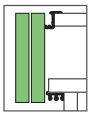	NECO SISTEMA COMBINATO HANG / HIDDEN	50 kg	2.300	1.200	16	23	-	SLOW	2 e 3 ante 2 and 3 doors
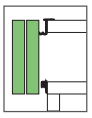	NECO FRONTALE A VISTA HUNG-SEEN	50 kg	2.300	1.200	16	30	-	SLOW	2 e 3 ante 2 and 3 doors
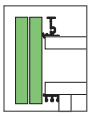	NECO SUPERIORE OCCULTO SUPPORT-HIDDE	50 kg	2.300	1.200	16	23	-	SLOW	2 e 3 ante 2 and 3 doors
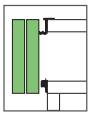	SUPERECO	35 kg	2.300	1.200	16	19	-	NORMAL	2 ante 2 doors
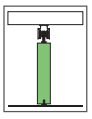	RAILWAY	80 kg	2.500	1.500	18	40	-	SLOW	1, 2 e 3 ante 1, 2 and 3 doors
SISTEMI SCORREVOLI PER MOBILI CON SCORRIMENTO INFERIORE / BOTTOM RUNNING SLIDING WARDROBE SYSTEMS								
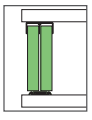	PLACARD CLASSICO CLASSIC	70 kg	2.400	1.400	10	18	Placard Vetro Glass	SLOW	2 e 3 ante 2 and 3 doors
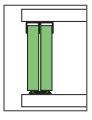	PLACARD CANALE GROOVE 81/90 PLACARD 74	70 kg 50 kg	2.400	1.400	10	19	-	SLOW	2 e 3 ante 2 and 3 doors
SISTEMA SCORREVOLE PER MOBILI CON ANTE INCERNIERATE E PIEGHEVOLI / HINGED, FOLDING AND POCKET DOOR SLIDING WARDROBE SYSTEMS								
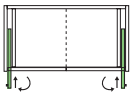	CONCEPTA 30	30 kg	1.851 2.300	300-900	19	50	-	SLOW OPEN	2 e 3 ante 2 and 3 doors
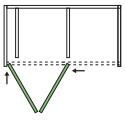	FOLDING CONCEPTA 25	25 kg	1.250 2.600	300-700	19	26	-	SLOW OPEN	2 e 3 ante 2 and 3 doors
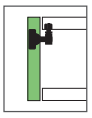	WEST 2	20 kg 5 cerniere 5 hinges	2.500	500	16	-	PLUS4 / 4E PLUS11 PLUS14 PLUS15 PLUS16 PLUS17 PLUS18	SLOW	2 + 2 ante 2 + 2 doors

INFORMAZIONE / INFORMATION

		space+				neco REGOLABILE ADJUSTABLE		neco SENZA REGULAZIONE UNADJUSTABLE		supereco
Spessori Board		23	30	35	50	23	30	21	23	19
adige		✓	✓	-	-	✓	✓	✗	✓	✗
		✓	✓	-	-	✓	✓	✗	✓	✗
		✓	✗	✗	✗	✓	✗	✓	✓	✗
brenta		✓	✓	-	-	✓	✓	✗	✓	✗
		✓	✓	-	-	✓	✓	✗	✓	✗
		✗	✓	✗	✗	✓	✗	✗	✗	✗
free face		✗	✓*	-	-	✗	✗	✗	✗	✗
		✗	✓*	-	-	✗	✗	✗	✓	✗
		✗	✓*	✗	✗	✗	✗	✗	✓	✗
free face 2		✓	✓	-	-	✓	✗	✗	✓	✗
		✓	✓	-	-	✓	✗	✗	✓	✗
free rapid		✗	✓*	-	-	✗	✗	✗	✗	✗
		✗	✓*	-	-	✗	✗	✗	✗	✗
		✗	✓*	✗	✗	✗	✗	✗	✗	✗
rhodes		✓	-	-	-	✓	-	✓	✓	✗
sparta		✓	-	-	-	✓	-	✗	✓	✗
styl		✓	-	-	-	✓	-	✓	✓	✓
		✓	-	-	-	✓	-	✓	✓	✓
free		✗	✓	-	-	✗	✗	✗	✗	✗

SLOW — Possibilità di chiusura Soft. / Soft closing.

NORMAL — Chiusura normale. / Normal closing

✓ — Compatibile. / Compatible.

✓* — Utilizzare con distanziale adesivo. / Use with adhesive spacer.

SLOW OPEN — Chiusura Soft in apertura. / Soft opening.

✗ — Non compatibile. / Not compatible.

\- — Non raccomandato. / Not recommended.

space+





Space+

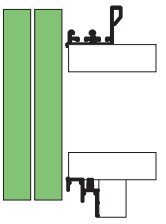



Regolazione
Adjustment

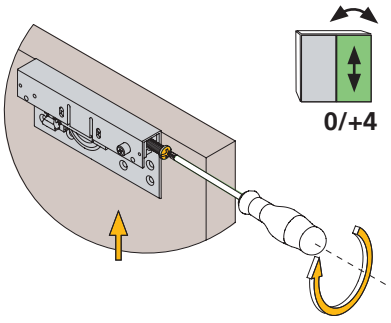

Montaggio ante
Doors assembly



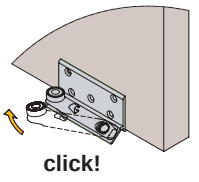

Salvamaniglia
Anti-derailment

Chiusura soft
Soft-closing

Opzione A
Option A

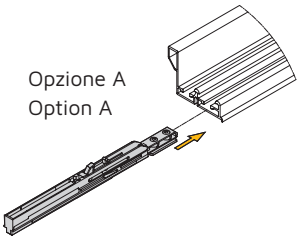

Opzione B
Option B

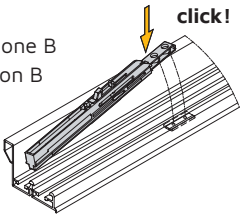



SPACE +

SPACE +

SLOW | 85 kg | max.50 mm | 0/+4

- Sistema per armadi con ante scorrevoli appese in legno o alluminio.
- Carrelli superiori e pattini inferiori in alluminio anodizzato opaco, meccanismo con cuscinetti a sfere.
- Chiusura soft sia in apertura che in chiusura da 2 o 3 ante.
- Dotato di un meccanismo per l'inserimento automatico dei pattini nel carrello inferiore.
- Include sistema salva maniglia.

- System for cabinets with wood or aluminium hanging sliding doors.
- Upper and lower tracks finished in matt anodized aluminium are complete with ball bearing.
- Soft opening and closing action for 2 or 3 doors.
- Provided with an automatic mechanism to fit the roller in the lower track.
- System with anti-derailment included.

Set di carrelli per anta interna

Wheel set for interior door



Descrizioni Description		Cod.		
	2 ante 2 doors	**60601**	**20**	1
	3 ante - Destra 3 doors - Right	**60602**	**20**	1
	3 ante - Sinistra 3 doors - Left	**60603**	**20**	1

Acciaio, alluminio e tecnoplastica / Steel, aluminium and plastic

Set di carrelli per anta esterna

Wheel set for exterior door



	A Max.	**B**	Cod.		
	23	35,7	**60604**	**20**	1
	30	42,7	**60605**	**20**	1
	35	47,7	**60606**	**20**	1
	50	62,7	**60608**	**20**	1

Alluminio, acciaio e tecnoplastica / Aluminium, steel and plastic

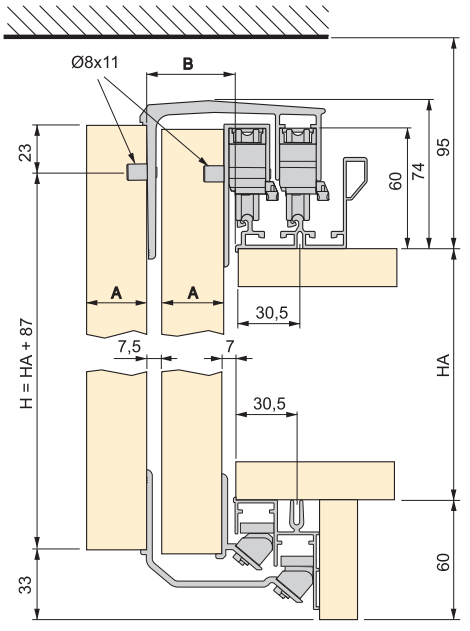

PERDITA DI APERTURA
LOSS OF APERTURE



Set di ammortizzatori per chiusura soft

Brake set for cupboards with soft-closing



SLOW

Ante Doors	n	Max.	Cod.		
2	4	25 kg	**60237**	**20**	1
3	6	25 kg	**60238**	**20**	1
2	4	50 kg	**60223**	**20**	1
3	6	50 kg	**60224**	**20**	1
2	4	85 kg	**60226**	**20**	1
3	6	85 kg	**60227**	**20**	1

Acciaio e tecnoplastica / Steel and plastic

- Lunghezza di ammortamento: 52 mm
- Length of soft close: 52 mm

3 ante / 3 doors

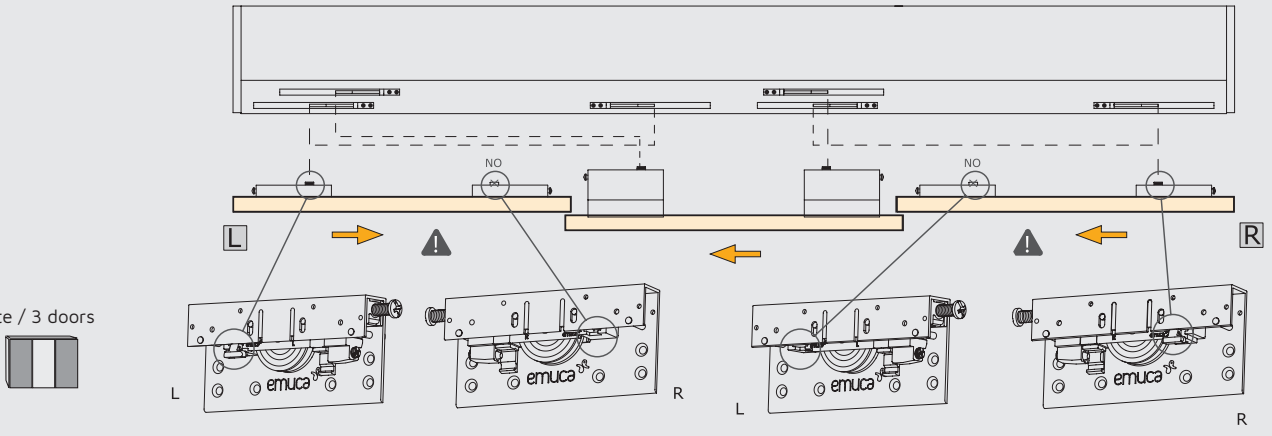

Set di freni per armadi a 2 o 3 ante

Brake set for cupboards with 2 or 3 doors



Cod.		
60225	**20**	1

Acciaio e tecnoplastica
Steel and plastic

3 ante / 3 doors

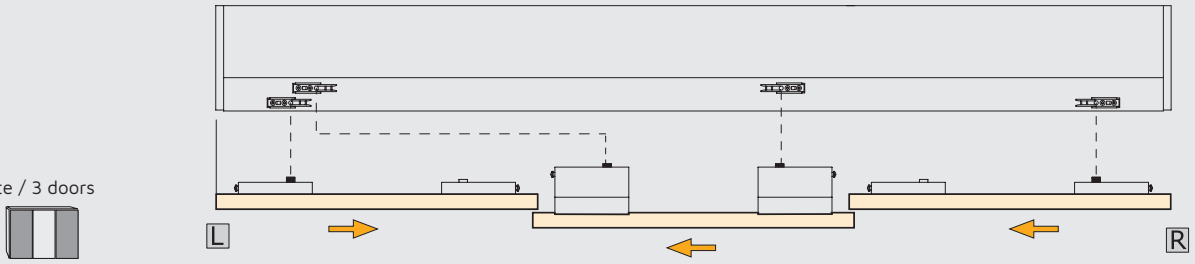

Binario superiore rinforzato
Reinforced upper track



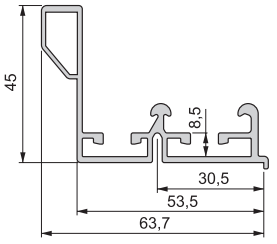

L	Cod.		
3 m	**43319**	**61**	8
4 m	**43324**	**61**	6
m	**42150**	**61**	-

Alluminio / Aluminium

Vite raccomandata.
Recommended screw.
Ø4 x 25 Cod. 5032505

Binario superiore
Upper track



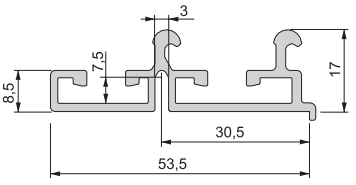

L	Cod.		
3 m	**43321**	**61**	24 m
m	**92056**	**61**	-

Alluminio / Aluminium

Vite raccomandata.
Recommended screw.
Ø4 x 25 Cod. 5032505

Binario inferiore
Lower track



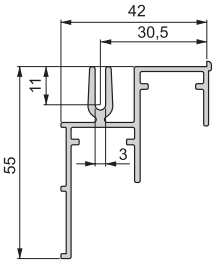

L	Cod.		
3 m	**43320**	**61**	24 m
4 m	**43323**	**61**	24 m
m	**92057**	**61**	-

Alluminio / Aluminium

Vite raccomandata.
Recommended screw.
Ø4 x 25 Cod. 5032505

Set binario superiore rinforzato e binario inferiore
KIT
Set reinforced upper track and lower track





L	Cod.		
3 m	**40052**	**61**	1

Alluminio / Aluminium

Ogni set contiene:
Un binario superiore de 3.000 mm.
Un carril inferior de 3.000 mm.

Each set contains:
One upper track 3.000 mm.
One lower track 3.000 mm.

Distanziale adesivo

Adhesive spacer



Cod.		
40008	**20**	10

Feltro / Felt

Utilizzare con i profili verticali Free Face e Free Rapid.

Use with verticals profiles Free Face and Free Rapid.

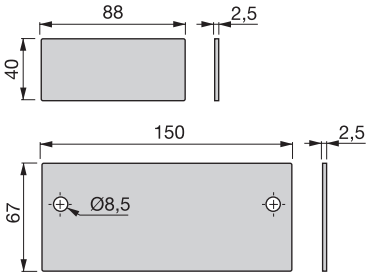

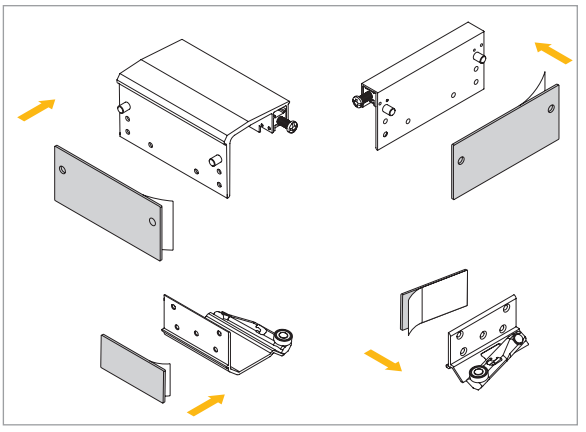

Parapolvere per anta esterna

Dust cover for external door



L	Cod.		
900 mm	**60228**	**61**	10
1.350 mm	**60229**	**61**	10

Alluminio / Aluminium

Per ante esterna da 23, 30 e 35 mm.

For external door of 23, 30 and 35 mm.

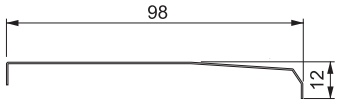



neco



www.emuca.com

neco

REGOLABILE / ADJUSTABLE



Sistema combinato
Hang / Hidden



Sistema frontale
Hang / Seen



Sistema occulto
Support / Hidden

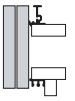

Regolazione
Adjustment

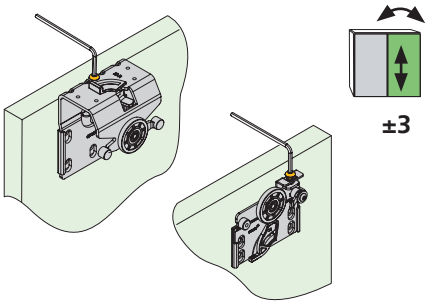

Anti-scarrucolamento
Anti-derailment

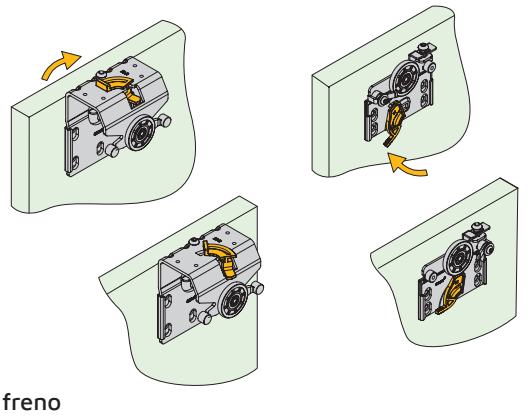

Cambio di lato
Change of side

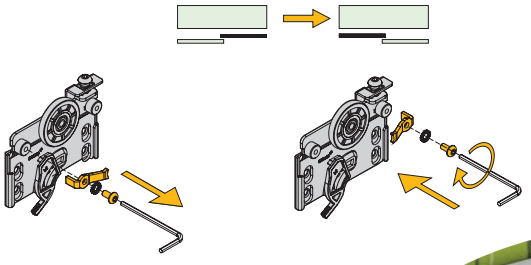

Montaggio freno
Brake assembly

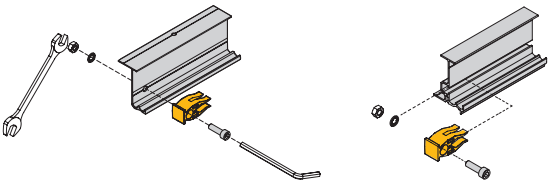



NECO REGOLABILE PER BINARIO SUPERIORE FRONTALE E INFERIORE OCCULTO

ADJUSTABLE NECO FOR TOP HUNG RAIL AND LOWER HIDDEN RAIL

SLOW | 50 kg | max.23 mm | ±3

- Sistema scorrevole per ante appese.
- Include sistema anti-scarrucolamento.
- Carrelli con rotolamento a sfere.
- Include viti euro per il montaggio dei carrelli e pattini.
- Dispone di clip per il fissaggio dei pattini.
- Valido sia per lato destro che sinistro di apertura ante.
- 2 opzioni di montaggio del binario, con tappo laterale o arresto interno.
- Consultare per altre composizioni di armadio.

- Sliding system for hanging doors.
- Includes anti-derailment system.
- Ball bearing trolleys.
- Includes euro-thread screws for mounting trolleys and rollers.
- Fixing clip for wheels included.
- Suitable for left or right opening doors.
- 2 track fixing options, side cover or internal buffer.
- To consult for other compositions of wardrobe.

Set di carrelli con regolazione

Adjustable wheel set



Descrizioni Description		A Max.	B	Cod.		
	2 ante 2 doors	23	40	**60520**	**20**	1
	3 ante 3 doors	23	40	**60521**	**20**	1

Acciaio e tecnoplastica / Steel and plastic

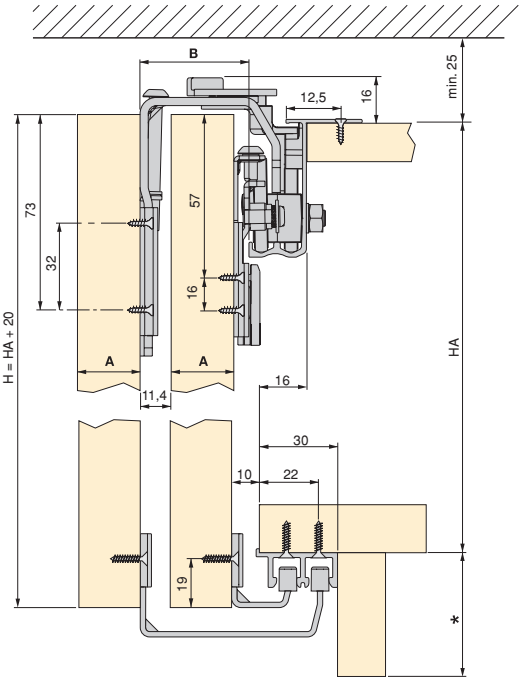

*senza / without CLIP	* con / with CLIP
min. 45	min. 55

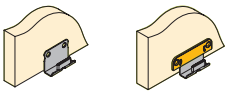

PERDITA DI APERTURA
LOSS OF APERTURE

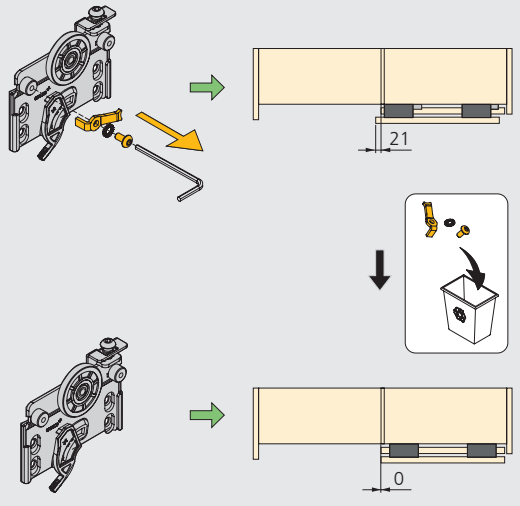

Binario superiore frontale

Hung upper track



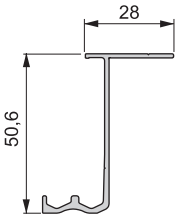

	Cod.		
4 m	**76188**	**62**	8
m	**76187**	**62**	-

Alluminio / Aluminium

Binario inferiore occulto

Lower hidden track



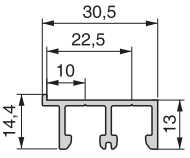

	Cod.		
4 m	**42173**	**61**	8
m	**42172**	**61**	-

Alluminio / Aluminium



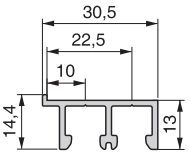

	Cod.		
4 m	**60509**	**21**	8
m	**60508**	**21**	-

Tecnoplastica / Plastic

- Si consegna con fori Ø5 ogni 160mm.
- Is supplied with drills of Ø5 every 160mm.



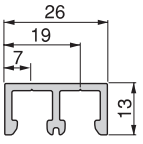

	Cod.		
m	**60510**	**21**	-

Tecnoplastica / Plastic

- Si consegna con fori Ø5 ogni 160mm.
- Is supplied with drills of Ø5 every 160mm.

Ammortizzatore per anta

Soft close set

Descrizioni Description		Cod.		
	Anta interna Interior door	**60203**	**15**	1
	Anta esterna Exterior door	**60206**	**15**	1

Acciaio e tecnoplastica
Steel and plastic

Cod. 6020315



Cod. 6020615







- Anta interna - Soft interno.
- Porta interior - Internal Soft.

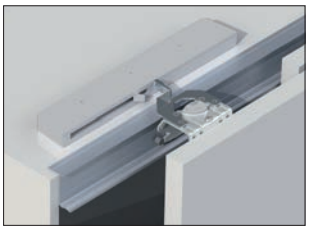

- Anta esterna - Soft esterno.
- Exterior door - Exterior Soft.

m | Per taglio a misura
Cut to measure

NECO REGOLABILE PER BINARIO SUPERIORE E INFERIORE FRONTALE

ADJUSTABLE NECO FOR TOP HUNG RAIL AND LOWER VISIBLE RAIL

SLOW | 50 kg | max.30 mm | ±3

- Sistema scorrevole per ante appese.
- Include sistema anti-scarrucolamento.
- Carrelli con rotolamento a sfere.
- Include viti euro per il montaggio dei carrelli e pattini.
- Dispone di clip per il fissaggio dei pattini.
- Valido sia per lato destro che sinistro di apertura ante.
- 2 opzioni di montaggio del binario, con tappo laterale o arresto interno.
- Consultare per altre composizioni di armadio.

- Sliding system for hanging doors.
- Includes anti-derailment system.
- Ball bearing trolleys.
- Includes euro-thread screws for mounting trolleys and rollers.
- Fixing clip for wheels included.
- Suitable for left or right opening doors.
- 2 track fixing options, side cover or internal buffer.
- To consult for other compositions of wardrobe.

Set di carrelli con regolazione

Adjustable wheel set



Descrizioni Description		A Max.	B	Cod.		
	2 ante 2 doors	23	40	**60231**	**20**	1
	3 ante 3 doors	23	40	**60232**	**20**	1
	2 ante 2 doors	30	77	**60240**	**20**	1
	3 ante 3 doors	30	77	**60241**	**20**	1

Acciaio e tecnoplastica / Steel and plastic

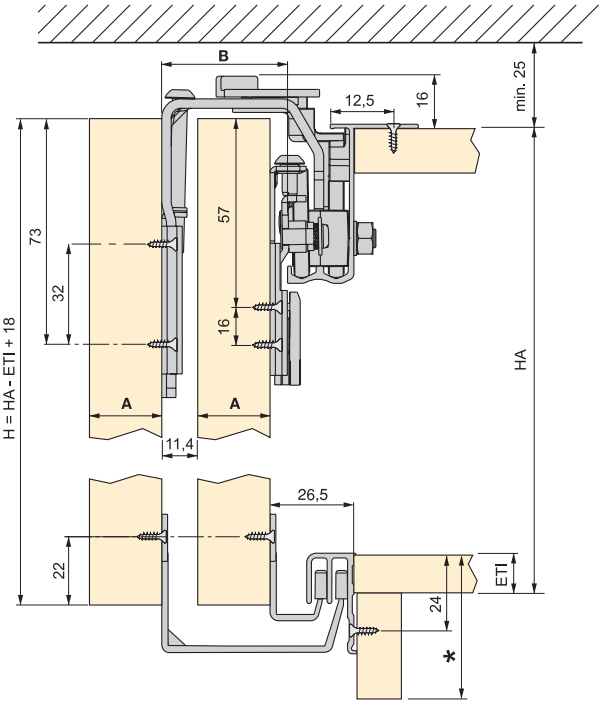

PERDITA DI APERTURA
LOSS OF APERTURE

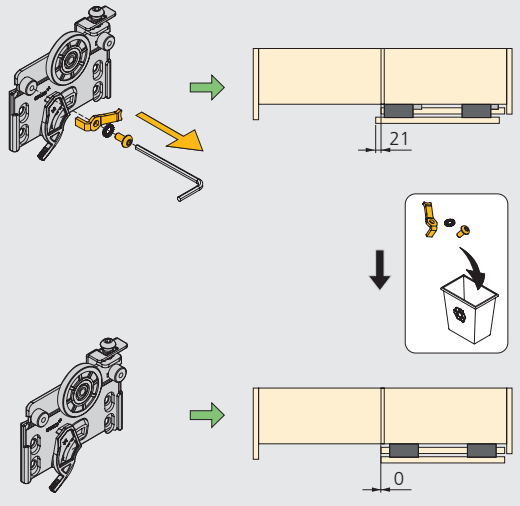

*senza / without CLIP	* con / with CLIP
min. 45	min. 55

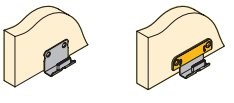

Binario superiore frontale

Hung upper track



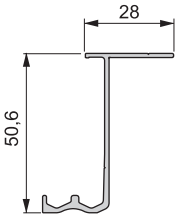

	Cod.		
4 m	**76188**	**62**	8
m	**76187**	**62**	-

Alluminio / Aluminium

Binario inferiore a vista

Lower track



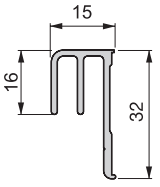

	Cod.		
4 m	**70128**	**62**	8
m	**70127**	**62**	-

Alluminio / Aluminium



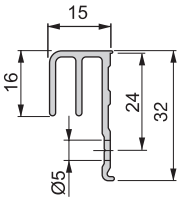

	Cod.		
4 m	**60512**	**21**	8
m	**60513**	**21**	-

Tecnoplastica / Plastic

- Si consegna con fori Ø5 ogni 160mm.
- Is supplied with drills of Ø5 every 160mm.

Ammortizzatore per anta

Soft close set

Cod. 6020315



Cod. 6020915



A Max.	Descrizioni Description	Cod.		
23 -30	Anta interna Interior door	**60203**	**15**	1
23 - 30	Anta esterna Exterior door	**60206**	**15**	1
30	Anta esterna Exterior door	**60209**	**15**	1

Acciaio e tecnoplastica
Steel and plastic

Cod. 6020615



SLOW
Max.
50 kg



- Anta interna - Soft interno.
- Porta interior - Internal Soft.



- Anta esterna - Soft esterno.
- Exterior door - Exterior Soft.



- Anta esterna - Soft interno.
- Exterior door - Internal Soft.

m | Per taglio a misura
Cut to measure

NECO REGOLABILE PER BINARIO SUPERIORE E INFERIORE OCCULTO

ADJUSTABLE NECO FOR SUPPORTED TOP RAIL AND LOWER HIDDEN RAIL

SLOW | 50 kg | max.23 mm | ±3

- Sistema scorrevole per ante appese.
- Include sistema anti-scarrucolamento.
- Carrelli con rotolamento a sfere.
- Include viti euro per il montaggio dei carrelli e pattini.
- Dispone di clip per il fissaggio dei pattini.
- Valido sia per lato destro che sinistro di apertura ante.
- Consultare per altre composizioni di armadio.
- Posicionamiento freno superior sin taladro previo.

- Sliding system for hanging doors.
- Includes anti-derailment system.
- Ball bearing trolleys.
- Includes euro-thread screws for mounting trolleys and rollers.
- Fixing clip for wheels included.
- Suitable for left or right opening doors.
- To consult for other compositions of wardrobe.
- Positioning of the upper brake without the need to pre-drill.

Set di carrelli con regolazione

Adjustable wheel set



Descrizioni Description		A Max.	B	Cod.		
	2 ante 2 doors	23	40	**60234**	**20**	1
	3 ante 3 doors	23	40	**60235**	**20**	1

Acciaio e tecnoplastica / Steel and plastic

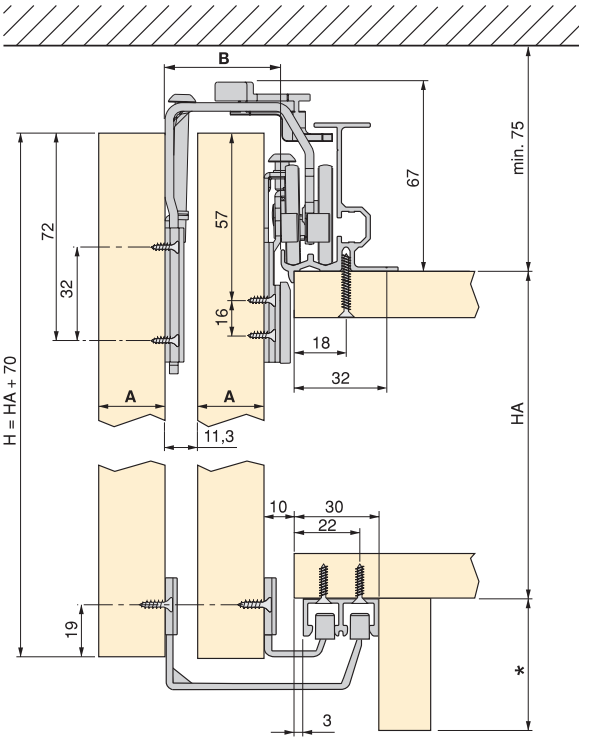

*senza / without CLIP	* con / with CLIP
min. 45	min. 55

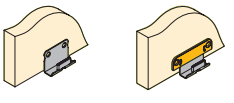

PERDITA DI APERTURA
LOSS OF APERTURE

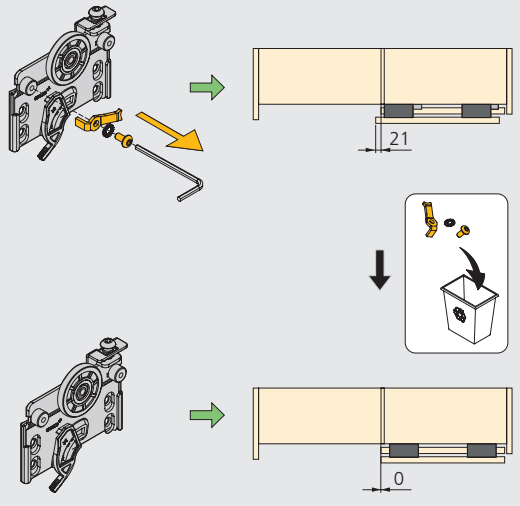

Binario superiore

Upper track



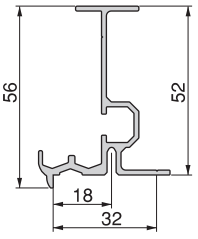

L	Cod.		
4 m	**42171**	**61**	8
m	**42170**	**61**	-

Alluminio / Aluminium

Binario inferiore occulto

Lower hidden track



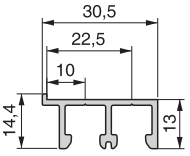

L	Cod.		
4 m	**42173**	**61**	8
m	**42172**	**61**	-

Alluminio / Aluminium



- Si consegna con fori Ø5 ogni 160mm.
- Is supplied with drills of Ø5 every 160mm.

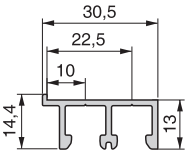

L	Cod.		
4 m	**60509**	**21**	8
m	**60508**	**21**	-

Tecnoplastica / Plastic



- Si consegna con fori Ø5 ogni 160mm.
- Is supplied with drills of Ø5 every 160mm.

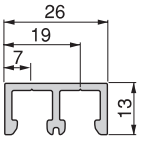

L	Cod.		
m	**60510**	**21**	-

Tecnoplastica / Plastic

Ammortizzatore per anta

Soft close set

Cod. 7011415



Cod. 6020715



Descrizioni Description	Cod.		
Anta interna Interior door	**70114**	**15**	1
Anta esterna Exterior door	**60207**	**15**	1

Acciaio e tecnoplastica
Steel and plastic





- Anta interna - Soft interno.
- Porta interior - Internal Soft.



- Anta esterna - Soft esterno.
- Exterior door - Exterior Soft.

m | Per taglio a misura
Cut to measure

neco



www.emuca.com

neco

SENZA REGOLAZIONE / UNADJUSTABLE



Sistema combinato
Hang / Hidden



Sistema frontale
Hang / Seen



Sistema occulto
Support / Hidden

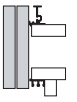

Anti-scarrucolamento
Anti-derailment

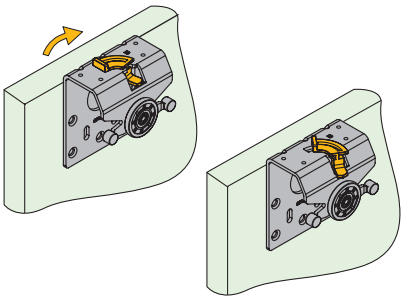

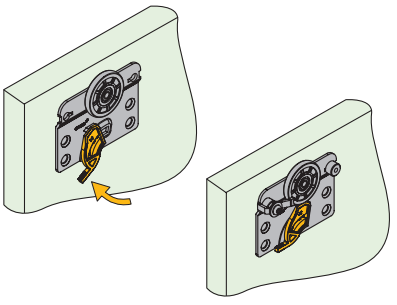

Cambio di lato
Change of side

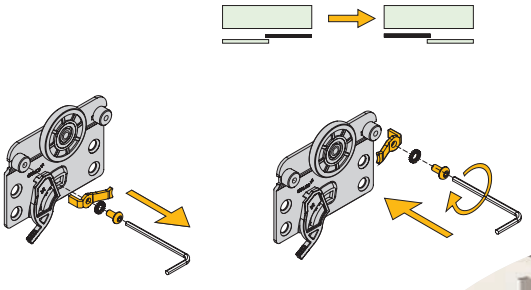

Montaggio freno
Brake assembly

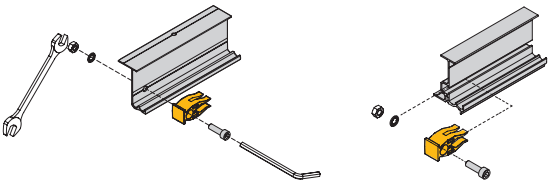



NECO PER BINARIO SUPERIORE FRONTALE E INFERIORE OCCULTO
NECO FOR TOP HUNG RAIL AND LOWER HIDDEN RAIL

SLOW | 50 kg | max.23 mm

- Sistema scorrevole per ante appese.
- Include sistema anti-scarrucolamento.
- Carrelli con rotolamento a sfere.
- Include viti euro per il montaggio dei carrelli e pattini.
- Dispone di clip per il fissaggio dei pattini.
- Valido sia per lato destro che sinistro di apertura ante.
- Consultare per altre composizioni di armadio.

- Sliding system for hanging doors.
- Includes anti-derailment system.
- Ball bearing trolleys.
- Includes euro-thread screws for mounting trolleys and rollers.
- Fixing clip for wheels included.
- Suitable for left or right opening doors.
- To consult for other compositions of wardrobe.

Set di carrelli senza regolazione
Unadjustable wheel set



Descrizioni Description		A Max.	B	Cod.		
	2 ante 2 doors	21	33	**60514**	**20**	1
	3 ante 3 doors	21	33	**60515**	**20**	1
	2 ante 2 doors	23	35	**60516**	**20**	1

Acciaio e tecnoplastica / Steel and plastic

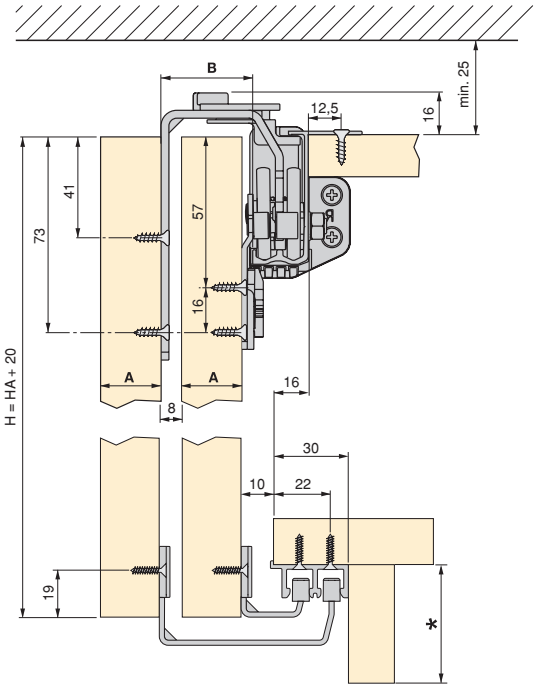

*senza / without CLIP	* con / with CLIP
min. 45	min. 55

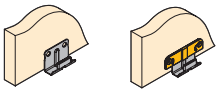

PERDITA DI APERTURA
LOSS OF APERTURE

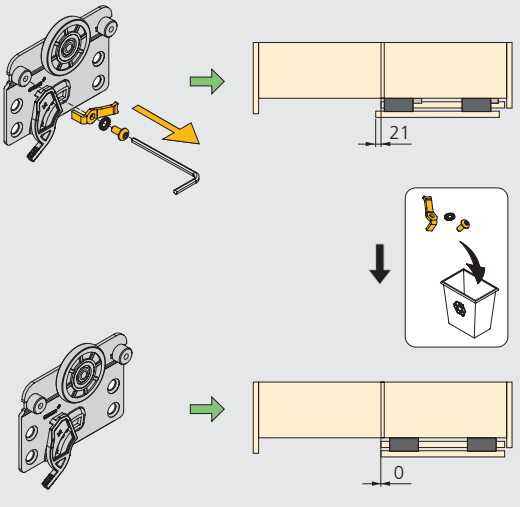

Binario superiore frontale

Hung upper track



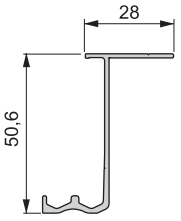

	Cod.		
4 m	**76188**	**62**	8
m	**76187**	**62**	-

Alluminio / Aluminium

Binario inferiore occulto

Lower hidden track



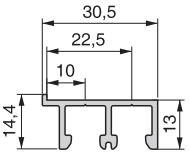

	Cod.		
4 m	**42173**	**61**	8
m	**42172**	**61**	-

Alluminio / Aluminium



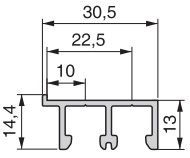

- Si consegna con fori Ø5 ogni 160mm.
- Is supplied with drills of Ø5 every 160mm.

	Cod.		
4 m	**60509**	**21**	8
m	**60508**	**21**	-

Tecnoplastica / Plastic



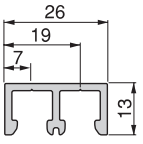

- Si consegna con fori Ø5 ogni 160mm.
- Is supplied with drills of Ø5 every 160mm.

	Cod.		
m	**60510**	**21**	-

Tecnoplastica / Plastic

Ammortizzatore per anta

Soft close set

Cod. 6020315



Cod. 6020615



SLOW
Max. 50 kg

Descrizioni Description		Cod.		
	Anta interna Interior door	**60203**	**15**	1
	Anta esterna Exterior door	**60206**	**15**	1

Acciaio e tecnoplastica
Steel and plastic



- Anta interna - Soft interno.
- Porta interior - Internal Soft.

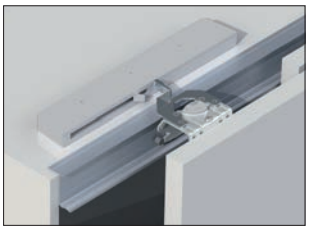

- Anta esterna - Soft esterno.
- Exterior door - Exterior Soft.

m | Per taglio a misura
Cut to measure

NECO PER BINARIO SUPERIORE E INFERIORE FRONTALE
NECO FOR TOP HUNG RAIL AND LOWER VISIBLE RAIL

SLOW | Max. 50 kg | max.23 mm

- Sistema scorrevole per ante appese.
- Include sistema anti-scarrucolamento.
- Carrelli con rotolamento a sfere.
- Include viti euro per il montaggio dei carrelli e pattini.
- Dispone di clip per il fissaggio dei pattini.
- Valido sia per lato destro che sinistro di apertura ante.
- Consultare per altre composizioni di armadio.

- Sliding system for hanging doors.
- Includes anti-derailment system.
- Ball bearing trolleys.
- Includes euro-thread screws for mounting trolleys and rollers.
- Fixing clip for wheels included.
- Suitable for left or right opening doors.
- To consult for other compositions of wardrobe.

Set di carrelli senza regolazione
Unadjustable wheel set



Descrizioni Description		A Max.	B	Cod.		
	2 ante 2 doors	21	33	**60500**	**20**	1
	3 ante 3 doors	21	33	**60501**	**20**	1
	2 ante 2 doors	23	35	**60502**	**20**	1

Acciaio e tecnoplastica / Steel and plastic

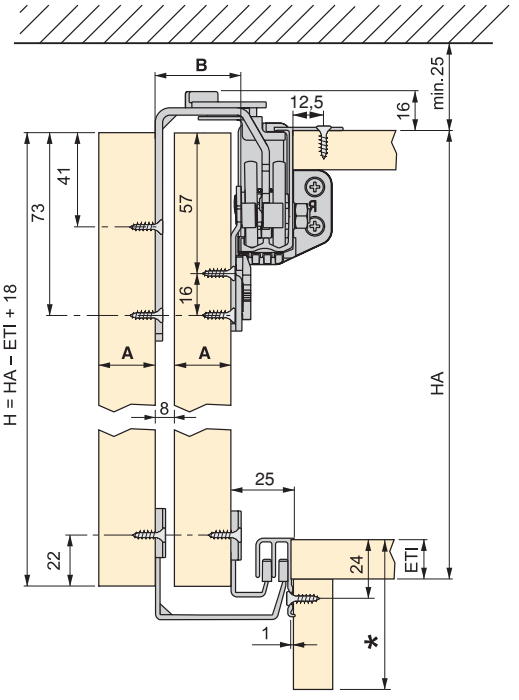

*senza / without CLIP	* con / with CLIP
min. 45	min. 55

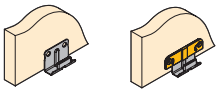

PERDITA DI APERTURA
LOSS OF APERTURE

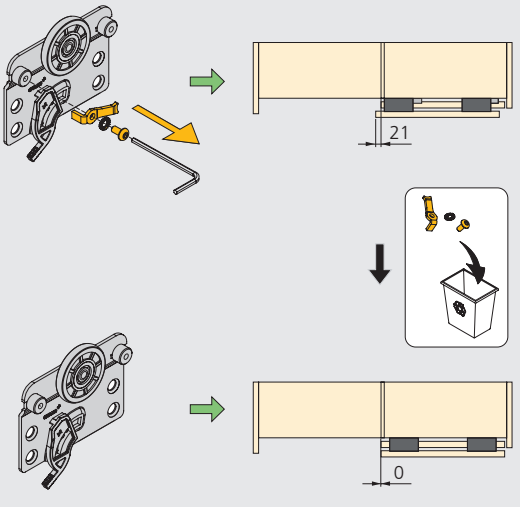

Binario superiore frontale

Hung upper track



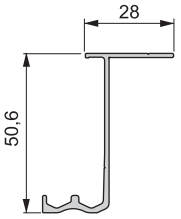

	Cod.		
4 m	**76188**	**62**	8
m	**76187**	**62**	-

Alluminio / Aluminium

Binario inferiore frontale

Lower track



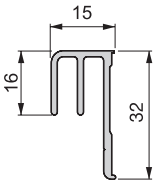

	Cod.		
4 m	**70128**	**62**	8
m	**70127**	**62**	-

Alluminio / Aluminium



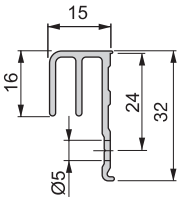

	Cod.		
4 m	**60512**	**21**	8
m	**60513**	**21**	-

Tecnoplastica / Plastic

- Si consegna con fori Ø5 ogni 160mm.
- Is supplied with drills of Ø5 every 160mm.

Ammortizzatore per anta

Soft close set

Cod. 6020315



Cod. 6020615



Descrizioni Description		Cod.		
	Anta interna Interior door	**60203**	**15**	1
	Anta esterna Exterior door	**60206**	**15**	1

Acciaio e tecnoplastica
Steel and plastic



- Anta interna - Soft interno.
- Porta interior - Internal Soft.

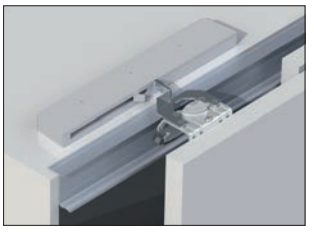

- Anta esterna - Soft esterno.
- Exterior door - Exterior Soft.

SLOW
Max. 50 kg

m | Per taglio a misura
Cut to measure

NECO PER BINARIO SUPERIORE E INFERIORE OCCULTO
NECO FOR SUPPORTED TOP RAIL AND LOWER HIDDEN RAIL

SLOW | 50 kg | max.23 mm

- Sistema scorrevole per ante appese.
- Include sistema anti-scarrucolamento.
- Carrelli con rotolamento a sfere.
- Include viti euro per il montaggio dei carrelli e pattini.
- Dispone di clip di fi fissaggio dei pattini.
- Valido sia per lato destro che sinistro di apertura ante.
- Posicionamiento del freno superior sin taladro previo.
- Consultare per altre composizioni di armadio.

- Sliding system for hanging doors.
- Includes anti-derailment system.
- Ball bearing trolleys.
- Includes euro-thread screws for mounting trolleys and rollers.
- Fixing clip for wheels included.
- Suitable for left or right opening doors.
- Positioning of the upper brake without the need to pre-drill.
- To consult for other compositions of wardrobe.

Set di carrelli senza regolazione
Unadjustable wheel set



Descrizioni Description		A Max	B	Cod.		
	2 ante 2 doors	21	33	**60504**	**20**	1
	3 ante 3 doors	21	33	**60505**	**20**	1
	2 ante 2 doors	23	35	**60506**	**20**	1

Acciaio e tecnoplastica / Steel and plastic

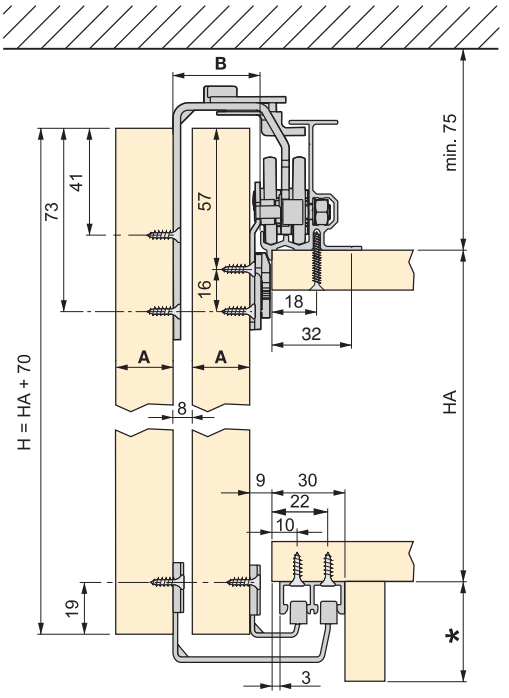

*senza / without CLIP	* con / with CLIP
min. 45	min. 55

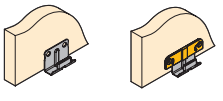

PERDITA DI APERTURA
LOSS OF APERTURE

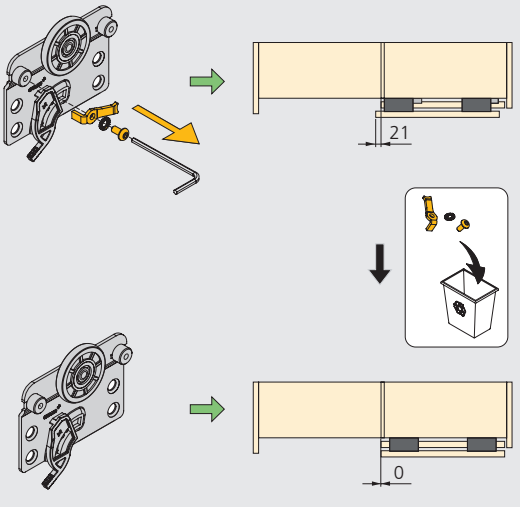

Binario superiore

Upper track



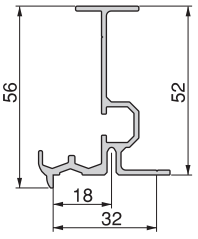

	Cod.		
4 m	**42171**	**61**	8
m	**42170**	**61**	-

Alluminio / Aluminium

Binario inferiore occulto

Lower hidden track



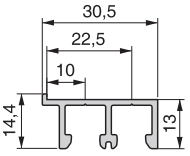

	Cod.		
4 m	**42173**	**61**	8
m	**42172**	**61**	-

Alluminio / Aluminium



- Si consegna con fori Ø5 ogni 160mm.
- Is supplied with drills of Ø5 every 160mm.

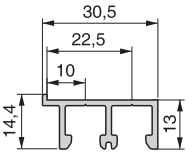

	Cod.		
4 m	**60509**	**21**	8
m	**60508**	**21**	-

Tecnoplastica / Plastic



- Si consegna con fori Ø5 ogni 160mm.
- Is supplied with drills of Ø5 every 160mm.

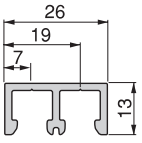

	Cod.		
m	**60510**	**21**	-

Tecnoplastica / Plastic

Ammortizzatore per anta

Soft close set

Cod. 7011415



Cod. 6020715



Descrizioni Description	Cod.		
Anta interna Interior door	**70114**	**15**	1
Anta esterna Exterior door	**60207**	**15**	1

Acciaio e tecnoplastica
Steel and plastic





- Anta interna - Soft interno.
- Porta interior - Internal Soft.



- Anta esterna - Soft esterno.
- Exterior door - Exterior Soft.

m | Per taglio a misura
Cut to measure

supereco



supereco

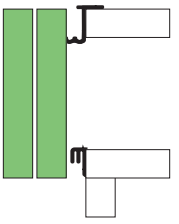



Anti-scarrucolamento
Anti-derailment

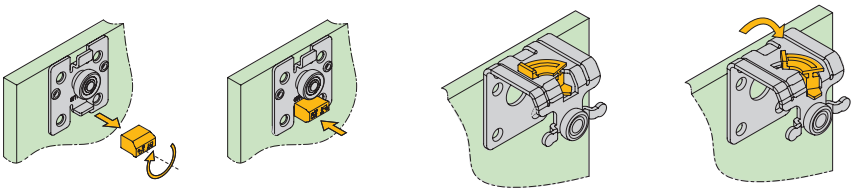

Salvamaniglia
Anti cross-over

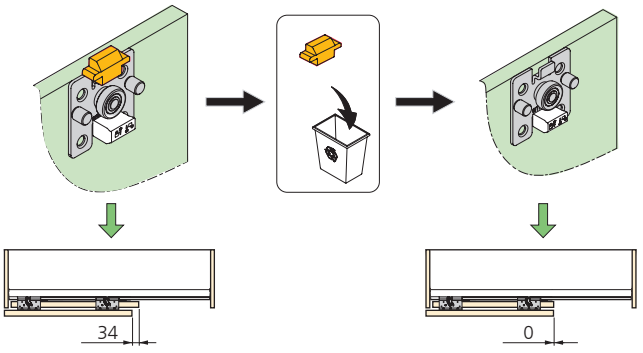

Montaggio Clip
Clip assembly

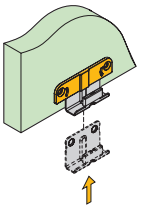

click!



SUPERECO

SUPERECO

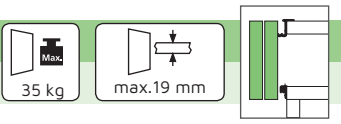

- Sistema scorrevole per ante appese.
- Valido per armadi 2 ante.
- Include sistema anti-scarrucolamento e freni.
- Carrelli con rotolamento a sfere.
- Pattini e carrelli realizzati in acciaio.
- Dispone di clip per il fissaggio dei pattini.
- Valido sia per lato destro che sinistro di apertura ante.
- Posizionamento del freno superiore senza forature.

- Sliding system for hanging doors.
- Suitable for cupboards with 2 doors.
- Includes anti-derailment system and brakes.
- Ball bearing trolleys.
- Steel coated rollers and trolleys.
- Fixing clip for wheels included.
- Suitable for left or right opening doors.
- Positioning of the upper brake without the need to pre-drill.

Set di carrelli

Set of wheel sets



Cod.	
76022 **20**	1

Acciaio, alluminio e tecnoplastica
Steel, aluminium and plastic

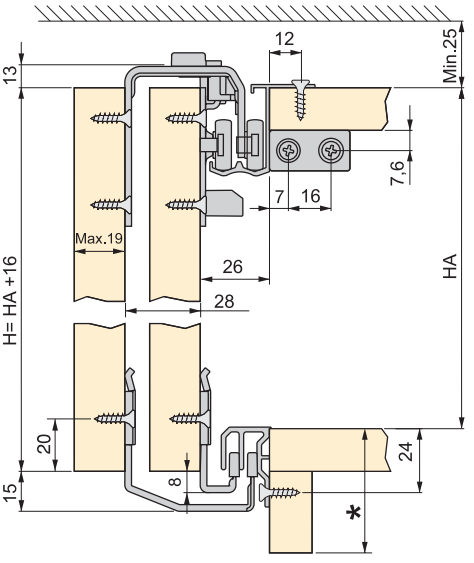

PERDITA DI APERTURA
LOSS OF APERTURE

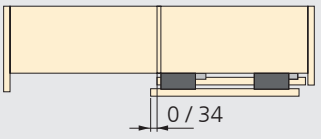

*senza / without CLIP	* con / with CLIP
47 mm	58 mm

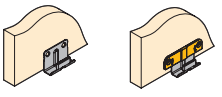

Binario superiore

Upper track



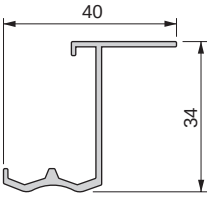

Cod.		
m	**76021**	**61**	-

Alluminio / Aluminium

Binario inferiore

Lower track



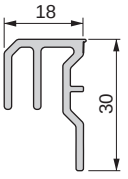

Cod.		
m	**76020**	**21**	-

Tecnoplastica / Plastic

20 Trasparente / non classificata
Transparent / not defined
21 Plastica grigia
Grey plastic
61 Alluminio naturale
Natural aluminium
62 Anodizzato opaco
Matt anodized

COPERTURA LATERALE PER ARMADIO
LATERAL COVERS FOR WARDORBE

NECO | SUPERECO

- Coperture laterali in alluminio per trasformare un armadio con cerniere in un armadio scorrevole.
- Valido per sistema di armario Supereco e Neco appeso.
- Disponibile in due altezze per anta interna e porta esterna.
- L'utilizzo di queste coperture laterali permettono di costruire un mobile con entrambi i fianchi uguali.
- Fissaggio ai fianchi per mezzo di viti.

- Side covers manufactured in aluminium to convert a hinged cabinet into a sliding cabinet.
- Suitable for wardrobe Supereco and Neco hanging.
- Two cover heights available, for interior door and exterior door.
- The use of these covers makes it possible to manufacture the furniture with both sides the same.
- Fastening to side with screws.

Copertura laterale per anta interna
Lateral cover for interior door

L	Cod.	
m	60164	62	-

Alluminio / Aluminium



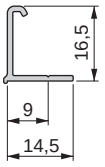

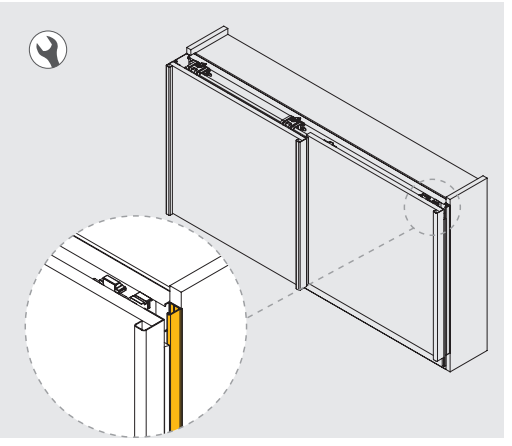

Copertura laterale per anta esterna
Lateral cover for exterior door

L	Cod.	
m	60165	62	-

Alluminio / Aluminium



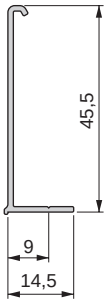

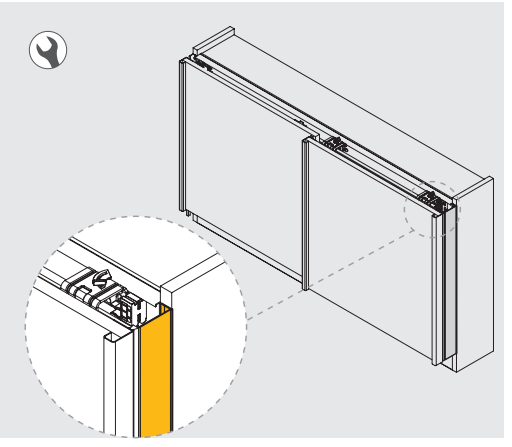

m | Per taglio a misura
Cut to measure

RAILWAY: ANTE APPESE
RAILWAY: HUNG DOORS

NEW

SLOW | Max. 80 kg | ±5

- Sistema scorrevole di ante appese in legno.
- Carrelli a 4 ruote con scorrimento su sfere, regolazione in altezza di 10mm e sistema di blocco antiscarrellamento.
- Guida inferiore con ruota.
- Soft bidirezionale, un solo dispositivo serve per apertura e chiusura. Disponibile in due forze.
- Il freno non necessita di lavorazioni per l'installazione.

- Sliding system of wooden doors.
- 4-wheel sets with ball bearings, height adjustment of 10 mm and anti-slip locking system.
- Lower guide with rotating wheel.
- Two way soft close, a single device serves for opening and closing. Available in two forces.
- The stop brake does not require pre-drilling for installation in the track.

Set di carrelli per una porta con chiusura soft
Wheel sets for a door with soft closing



SLOW

Max.	Cod.		
40 kg	**61142**	**20**	1
80 kg	**61143**	**20**	1

Zama, acciaio e tecnoplastica
Zamak, steel and plastic

Set di carrelli per una porta con freno
Wheel sets for a door with stop brake



NORMAL

Cod.		
61144	**20**	1

Zama, acciaio e tecnoplastica
Zamak, steel and plastic

Binario superiore

Top rail



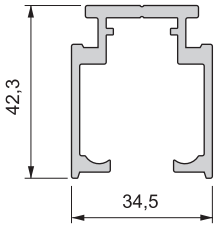

L	Cod.		
2 m	**61145**	**61**	8
4 m	**61146**	**61**	8

Alluminio / Aluminium

Staffa di montaggio a parete

Wall mounting anchor



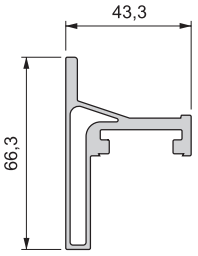

Cod.		
61147	**62**	1

Alluminio / Aluminium

Utilizzare un aggancio ogni 500 mm.
Use one anchor every 500 mm.

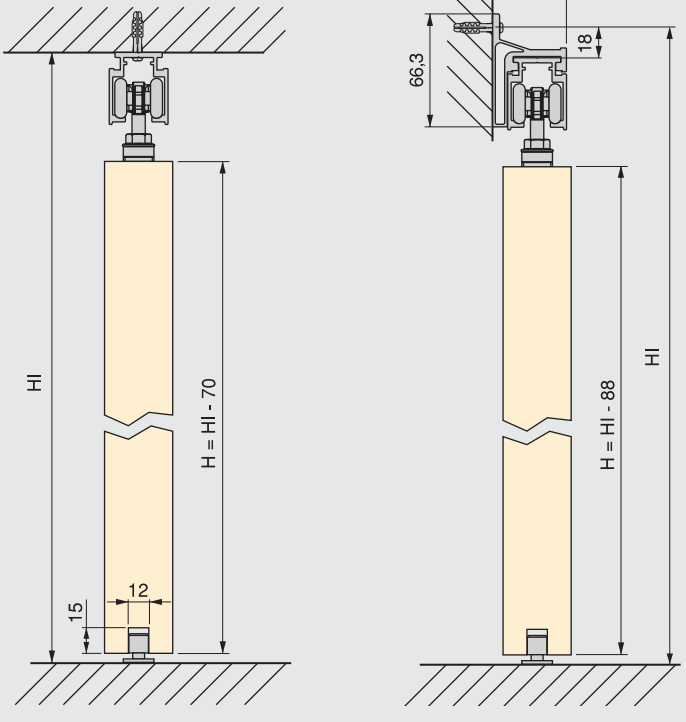

placard



www.emuca.com

placard

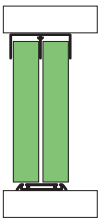

81 | 90 | SLOW | Max. 70 kg | 10/16/18/19 mm

Regolazione
Adjustment

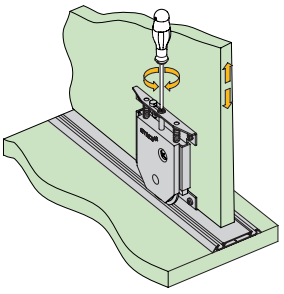

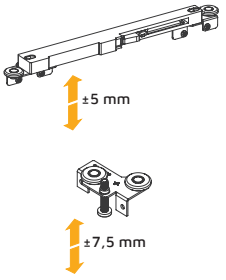

Anti-scarrucolamento
Anti-derailment

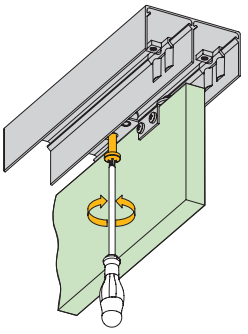

Blocco gancio
Blocking

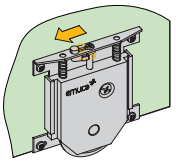

Dispositivo Soft
Soft closing

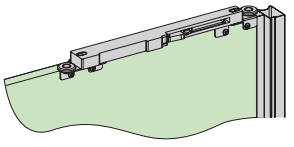

74 | SLOW | Max. 50 kg | 16/18/19 mm

Regolazione
Adjustment

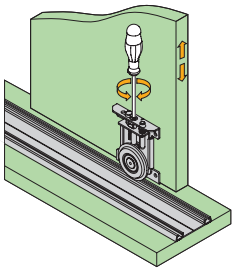

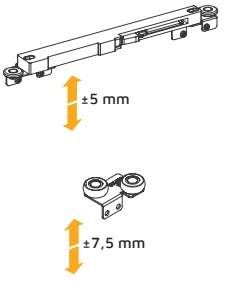

Anti-scarrucolamento
Anti-derailment

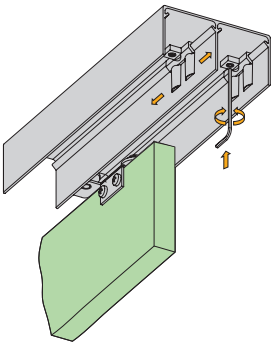

Blocco gancio
Blocking

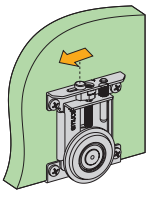

Dispositivo Soft
Soft closing

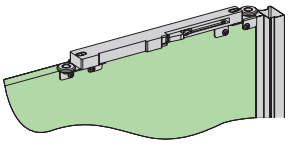

INFORMAZIONE / INFORMATION

placard 81

- Utilizzabile per 2 e 3 ante.
- Scorrimento su cuscinetti a sfera.
- Pattino inferiore regolabile in altezza ± 7,5 mm.
- Sistema di anti scarrellamento mediante molla nel pattino inferiore e fine corsa regolabile anti-salto nel carrello superiore.
- Dispone di meccanismo di blocco della molla del pattino inferiore che facilita la installazione delle ante.
- Chiusura soft in apertura e chiusura su 2 ante.
- Freno superiore che permette comunque l'apertura in entrambi i lati della anta.

- Suitable for 2 and 3 door wardrobe.
- Ball bearing rollers.
- Bottom track can be adjusted in height ± 7,5 mm.
- Anti-derailment system with a spring in the bottom roller and adjustable top rollers.
- The top rollers can be blocked to install the door easily.
- Soft opening and closing mechanism for 2 door wardrobe.
- Top brake system allowes the doors to move doors in both directions.

Ferrameta / Fittings

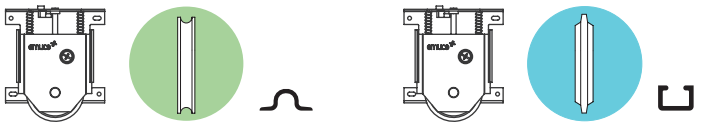

Binari inferiori / Lowers tracks

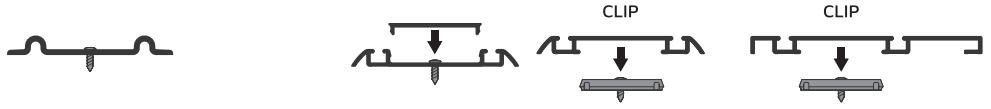

Binari superiori / Upper tracks



Maniglie / Handles

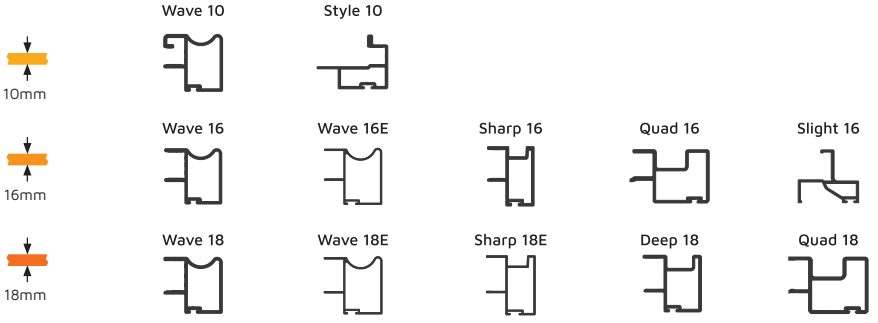

Traversi / Cross-pieces

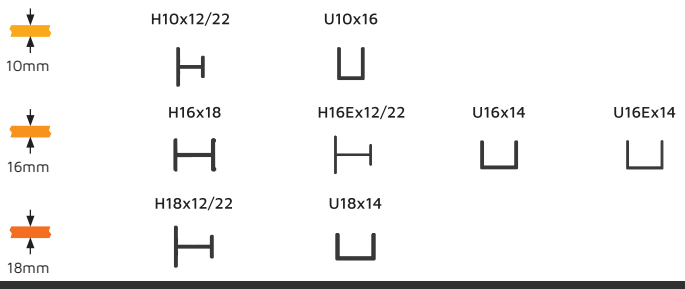

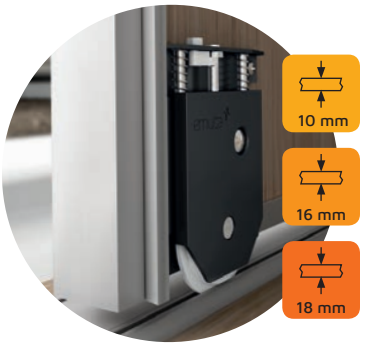

SET DI FERRAMENTA PLACARD 81
SET OF FITTINGS PLACARD 81

KIT

70 kg | ±7,5 | ±5 | 10/16/18 mm | 81

Set di ferramenta per anta senza Slowmove
Set of fittings for door without Slowmove



NORMAL

Modello Model				Cod.		
	10 - 16	-	✓	**60095**	**20**	1
	10 - 16	✓	✓	**60099**	**20**	1
	10 - 16	-	✓	**70045**	**20**	1
	10 - 16	✓	✓	**70046**	**20**	1
	18	✓	✓	**79178**	**20**	1

Acciaio e tecnoplastica
Steel and plastic

Set di ferramenta per anta per Slowmove
Set of fittings for door for Slowmove



SLOW

Modello Model				Cod.		
	10 - 16 - 18	-	-	**61081**	**20**	1
	10 - 16 - 18	-	-	**61080**	**20**	1

Acciaio e tecnoplastica
Steel and plastic

Set di ferramenta per anta con Slowmove
Set of fittings for door with Slowmove



SLOW

	Max.	Cod.		
10 - 16	30 kg	**61074**	**20**	1
18	30 kg	**61075**	**20**	1
10 - 16	50 kg	**61077**	**20**	1
18	50 kg	**61078**	**20**	1

Acciaio e tecnoplastica / Steel and plastic

Informazione della larghezza minima della porta con Slowmove vedi pag. 6.39

Information of minimum width of door with Slowmove see pag. 6.39

PLACARD 81 - FERRAMENTA SCIOLTA
PLACARD 81 - SPARE FITTINGS

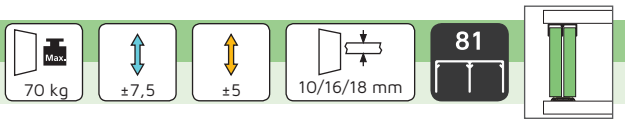

Carrello inferiore
Inferior carriage



Modello Model	Cod.		
	60122	**14**	50
	61021	**14**	50

Acciaio e tecnoplastica
Steel and plastic

Pattino superiore
Upper roller





	Cod.		
10 - 16	**61019**	**05**	100
18	**61022**	**05**	100

Acciaio e tecnoplastica
Aço e plástico

Freno
Brake



Cod.		
61020	**21**	100

Tecnoplastica / Plastic

CALCOLO MISURA ANTA:
CALCULATE THE DOOR:

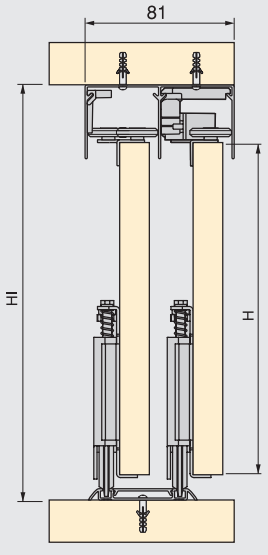

Modello Model	SLOW	NORMAL
	H = HI - 45	
CLIP	H = HI - 42	
CLIP		

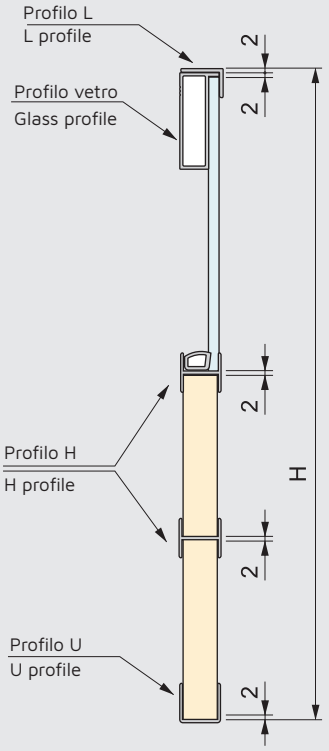

Misure da tenere in considerazione per il calcolo del pannello di una porta Placard.

Deductions to be taken into account for the calculation of panels.

LARGHEZZA MINIMA DELLA PORTA CON SLOWMOVE:
WIDTH OF THE DOOR WITH SLOWMOVE:

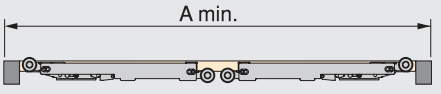

SLOW

10mm	Wave 10	Style 10
A min.	656 mm	674 mm

16mm	Wave 16	Wave 16E	Sharp 16	Quad 16	Slight 16
A min.	656 mm	656 mm	640 mm	684 mm	662 mm

18mm	Wave 18	Wave 18E	Deep 18	Sharp 18E	Quad 18
A min.	656 mm	656 mm	656 mm	640 mm	684 mm

05 Zincato bianco / Zinc plated | 14 Verniciato nero / Black painted | 12 Verniciato bianco / White painted | 21 Plastica grigia / Grey plastic | 62 Anodizzato opaco / Matt anodized | 69 Anodizzato champagne / Champagne anodized

BINARI PLACARD 81
PLACARD 81 TRACKS

81

Binario superiore
Upper track



NORMAL

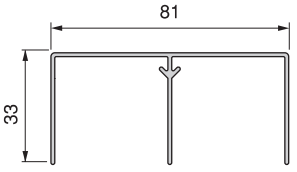

L	Cod.				
3 m	**69738**	**12**	**62**	**69**	8
4 m	**69076**	**-**	**62**	**-**	8
m	**69737**	**12**	**62**	**69**	-

Alluminio / Aluminium

Permette la regolazione in altezza di 15mm dell'anta.
Adjustment in height of 15mm of the door.

Binario superiore per Slowmove
Upper track for Slowmove



SLOW

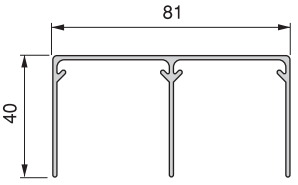

L	Cod.				
3 m	**61180**	**12**	**62**	**69**	8
4 m	**61182**	**12**	**62**	**-**	8
m	**61183**	**12**	**62**	**69**	-

Alluminio / Aluminium

Permette la regolazione in altezza di 10mm dell'anta.
Adjustment in height of 10mm of the door.

Binario inferiore Classico
Classic lower track



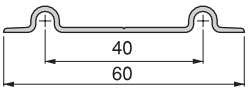

L	Cod.		
3 m	**43486**	**62**	8
m	**42801**	**62**	-

Alluminio / Aluminium

Binario inferiore a Canale
Lower track of groove



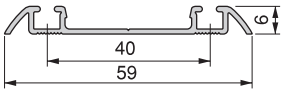

L	Cod.				
3 m	**70037**	**12**	**62**	**69**	8
4 m	**69078**	**12**	**62**	**-**	8
m	**70036**	**12**	**62**	**69**	-

Alluminio / Aluminium

Profilo tappo a Canale
Cover track of groove



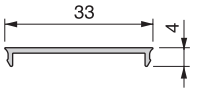

L	Cod.				
3 m	**70039**	**12**	**62**	**69**	8
4 m	**69079**	**12**	**62**	**-**	8
m	**70038**	**12**	**62**	**69**	-

Alluminio / Aluminium

Tappo per binario inferiore a Canale.
Cover suitable for lower track of groove.

81

Binario inferiore a Canale clip

Lower track of groove with clip systems





L	Cod.		
3 m	**61038**	**62**	8
m	**61039**	**62**	-

Alluminio / Aluminium

Binario inferiore a Canale clip

Lower track of groove with clip systems

10 mm 16 mm



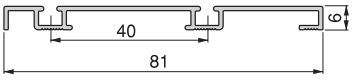

L	Cod.			
3 m	**61040**	**12**	**62**	8
4 m	**69075**	**12**	**62**	8
m	**61041**	**-**	**62**	-

Alluminio / Aluminium

Clip

Clip



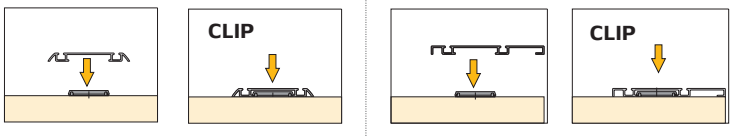

Cod.		
60090	**17**	25

Tecnoplastica / Plastic

Utilizzare 2 clips per armadio fino a 2 metri.
Utilizzare 3 clips per armadio oltre i 2 metri.

Use 2 clips for wardrobes up to 2 meters.
Use 3 clips for wardrobes over 2 meters.

BINARI INFERIORI E SUPERIORI:
LOWER AND UPPER TRACKS:

	X	Y
10mm 16mm	20	49,5
18mm	22	51,5

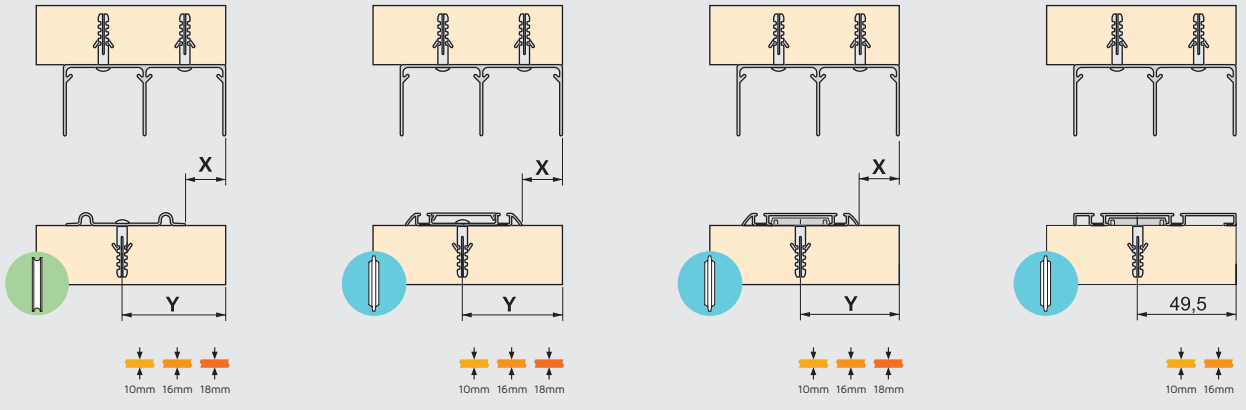

12 Verniciato bianco / White painted
17 Plastica nero / Black plastic
62 Anodizzato opaco / Matt anodized

Quad



MANIGLIE PLACARD 81
PLACARD 81 HANDLES

81

Maniglia Wave 10
Wave 10 handle

10 mm



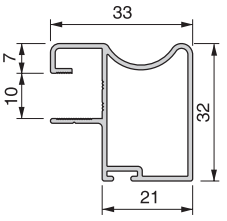



	Cod.		
2,7 m	**70052**	**62**	8
m	**70051**	**62**	-

Alluminio / Aluminium

Maniglia Style 10
Style 10 handle

10 mm



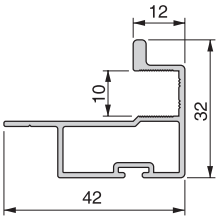



	Cod.				
2,7 m	**70056**	**12**	**62**	**69**	8
m	**70055**	**12**	**62**	**69**	-

Alluminio / Aluminium

Maniglia Wave 16
Wave 16 handle

16 mm



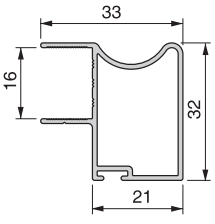



	Cod.							
2,7 m	**70054**	**12**	**-**	**-**	**62**	**69**	**-**	8
2,6 m	**79151**	**-**	**19**	**48**	**-**	**-**	**89**	8
m	**70053**	**12**	**-**	**-**	**62**	**69**	**-**	-

Alluminio / Aluminium

Maniglia Wave 16E
Wave 16E handle

16 mm



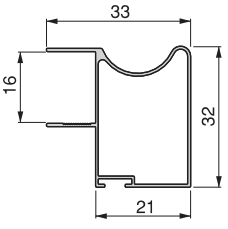



	Cod.		
2,7 m	**60116**	**62**	8

Alluminio / Aluminium

12 Verniciato bianco / White painted | 19 Finitura rovere / Oak effect | 48 Legno rovere / Oak wood | 62 Anodizzato opaco / Matt anodized | 69 Anodizzato champagne / Champagne anodized | 89 Legno faggio vaporizzato / Steamed beech wood

Parapolvere
Dust excluder strip



Maniglia Sharp 16
Sharp 16 handle

16 mm



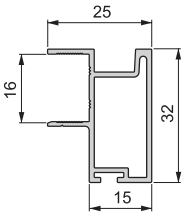



L	Cod.			
2,7 m	**60135**	**12**	**62**	8
m	**60134**	**-**	**62**	-

Alluminio / Aluminium

Maniglia Quad 16
Quad 16 handle

16 mm



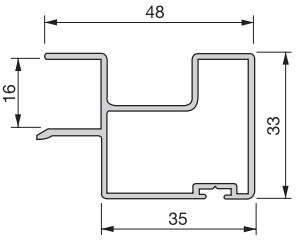



L	Cod.		
2,6 m	**49573**	**62**	8
m	**42880**	**62**	-

Alluminio / Aluminium

Maniglia Slight 16
Slight 16 handle

16 mm



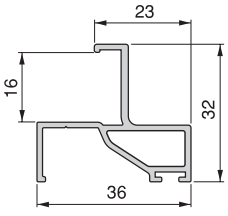



L	Cod.		
2,6 m	**49121**	**62**	8
m	**49120**	**62**	-

Alluminio / Aluminium

Maniglia Wave 18
Wave 18 handle

18 mm



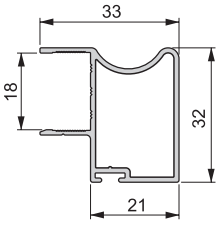



L	Cod.			
3 m	**79173**	**-**	**69**	8
2,9 m	**79173**	**62**	**-**	8
2,5 m	**70177**	**62**	**-**	8
m	**79172**	**62**	**69**	-

Alluminio / Aluminium

m | Per taglio a misura
Cut to measure

Parapolvere
Dust excluder strip



Maniglia Wave 18E

Wave 18E handle

18 mm



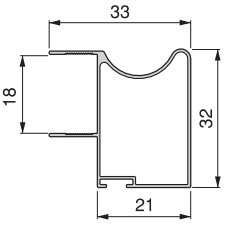



	Cod.		
2,9 m	**60104**	**62**	8

Alluminio / Aluminium

Maniglia Deep 18

Deep 18 handle

18 mm



NEW

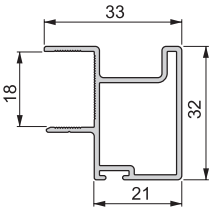



	Cod.		
2,5 m	**60181**	**62**	8
m	**60182**	**62**	-

Alluminio / Aluminium

Maniglia Sharp 18E

Sharp 18E handle

18 mm



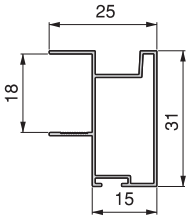



	Cod.		
2,9 m	**60105**	**62**	8

Alluminio / Aluminium

Maniglia Quad 18

Quad 18 handle

18 mm



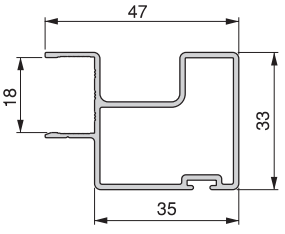



	Cod.		
3 m	**79189**	**62**	8
m	**79188**	**62**	-

Alluminio / Aluminium

81



2-3
Ante / Doors

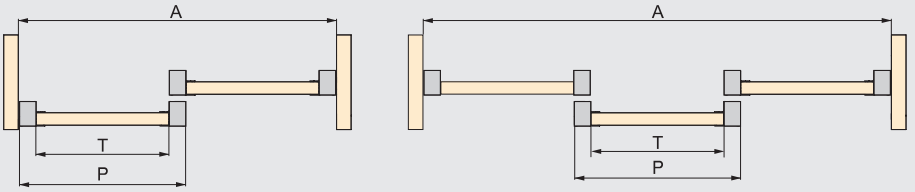

Modello / Model					
Wave	10 mm 16 mm 18 mm	$T = \frac{A - 64}{2}$	$P = \frac{A + 20}{2}$	$T = \frac{A - 86}{3}$	$P = \frac{A + 40}{3}$
Style	10 mm	$T = \frac{A + 16}{2}$	$P = \frac{A + 22}{2}$	$T = \frac{A + 35}{3}$	$P = \frac{A + 44}{3}$
Sharp	16 mm 18 mm	$T = \frac{A - 45}{2}$	$P = \frac{A + 15}{2}$	$T = \frac{A - 60}{3}$	$P = \frac{A + 15}{3}$
Quad	16 mm 18 mm	$T = \frac{A - 105}{2}$	$P = \frac{A + 35}{2}$	$T = \frac{A - 140}{3}$	$P = \frac{A + 70}{3}$
Slight	16 mm	$T = \frac{A - 42}{2}$	$P = \frac{A + 28}{2}$	$T = \frac{A - 52}{3}$	$P = \frac{A + 53}{3}$
Deep	18 mm	$T = \frac{A - 64}{2}$	$P = \frac{A + 20}{2}$	$T = \frac{A - 86}{3}$	$P = \frac{A + 40}{3}$



TRAVERSI H E U PER PLACARD 81
PLACARD 81 CROSS-PIECES

81

Profilo H10x12/22
H10x12/22 profile

10 mm



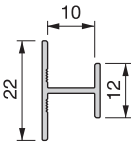

L	Cod.				
4 m	**70096**	**12**	**62**	**69**	8
m	**70095**	**12**	**62**	**69**	-

Alluminio / Aluminium

Profilo H16x18
H16x18 profile

16 mm



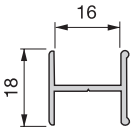

L	Cod.					
4 m	**60010**	**12**	**-**	**62**	**69**	8
2,9 m	**49570**	**-**	**48**	**-**	**-**	8
m	**42888**	**12**	**-**	**62**	**69**	-

Alluminio / Aluminium

Profilo H16Ex12/22
H16Ex12/22 profile

16 mm



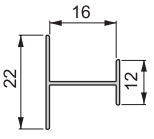

L	Cod.		
2,9 m	**61027**	**62**	8

Alluminio / Aluminium

Raccomandato con l'utilizzo dei profili Wave 16E.

Recommend to be use with the Wave 16E profiles.

Profilo H18x12/22
H18x12/22 profile

18 mm



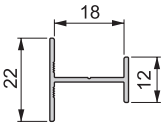

L	Cod.			
4 m	**79175**	**62**	**69**	8
m	**79174**	**62**	**69**	-

Alluminio / Aluminium

Profilo U10x16

U10x16 profile

10 mm



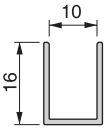

L	Cod.				
4 m	**70089**	**12**	**62**	**69**	8
m	**70088**	**12**	**62**	**69**	-

Alluminio / Aluminium

Profilo U16x14

U16x14 profile

16 mm



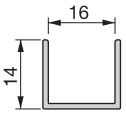

L	Cod.						
4 m	**70098**	**12**	**-**	**62**	**69**	**-**	8
3 m	**79154**	**-**	**48**	**-**	**-**	**89**	8
m	**70097**	**12**	**-**	**62**	**69**	**-**	-

Alluminio / Aluminium

Profilo U16Ex14

U16Ex14 profile

16 mm



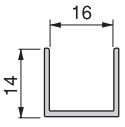

L	Cod.		
2,9 m	**61028**	**62**	8

Alluminio / Aluminium

Raccomandato con l'utilizzo dei profili Wave 16E.

Recommend to be use with the Wave 16E profiles.

Profilo U18x14

U18x14 profile

18 mm



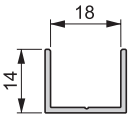

L	Cod.			
4 m	**79177**	**62**	**69**	8
m	**79176**	**62**	**69**	-

Alluminio / Aluminium

SET PLACARD 81

KIT

81

PLACARD 81 KIT

Set di binari per Placard a Canale

Track set for Placard of groove



Binario superiore Upper track		L	Cod.			
NORMAL	81 x 33	2 m	**69735**	-	**62**	1
NORMAL	81 x 33	3 m	**69736**	-	**62**	1
SLOW	81 x 40	3 m	**61188**	**12**	**62**	1
SLOW	81 x 40	4 m	**69011**	**12**	**62**	1

Alluminio / Aluminium

Ogni set contiene:
Un binario superiore 81x33 / 81x40.
Un binario inferiore a Canale.
Un profilo tappo Canale.

Each set contains:
One track upper 81x33 / 81x40.
One groove lower profile.
One groove cover profile.

Set di binari per Placard a Canale

Track set for Placard of groove



NEW

Binario superiore Upper track		L	Cod.			
SLOW	81 x 40	3 m	**69012**	**12**	**62**	1
SLOW	81 x 40	4 m	**69013**	**12**	**62**	1

Alluminio / Aluminium

Ogni set contiene:
Un binario superiore 81x40.
Un Binario inferiore a Canale clip
4 Clips

Each set contains:
One track upper 81x40.
One lower track of groove with clip systems
4 Clips



Slowmove
6.38

12 | Verniciato bianco / White painted
62 | Anodizzato opaco / Matt anodized

Set de maniglie Style 10 per anta

Style 10 handle profile set for one door

10 mm



Cod.			
70120	**12**	**62**	1

Varios / Vários

Ogni set contiene:
2 maniglie Style 10 de 2.600mm
1 profilo U10x16 da 2.000mm
Parapolvere da 5.200mm
2 carrelli da Canale.
2 pattini da Canale.

Each set contains:
2 Style 10 handles 2.600mm
1 U10x16 profile 2.000mm
Dust guard 5.200mm
2 carriages.
2 rollers.

Set de maniglie Wave 16 per anta

Wave 16 handle profile set for one door

16 mm



Cod.			
70064	**12**	**62**	1

Varios / Vários

Ogni set contiene:
2 maniglie Wave 16 da 2.600mm
1 profilo U16x14 de 2.000mm
Parapolvere da 5.200mm
2 carrelli da Canale.
2 pattini da Canale.

Each set contains:
2 Wave 16 handles 2.600mm
1 U16x14 profile 2.000mm
Dust guard 5.200mm
2 carriages.
2 rollers.

Set de maniglie Sharp 16 per anta

Sharp 16 handle profile set for one door

16 mm



NEW

Cod.		
69014	**62**	1

Varios / Vários

Ogni set contiene:
2 maniglie Sharp 16 da 2.600mm
1 profilo U16x14 de 2.000mm
Parapolvere da 5.200mm
2 carrelli da Canale.
2 pattini da Canale.

Each set contains:
2 Sharp 16 handles 2.600mm
1 U16x14 profile 2.000mm
Dust guard 5.200mm
2 carriages.
2 rollers.

Set de maniglie Wave 18 per anta

Wave 18 handle profile set for one door

18 mm



Cod.		
70066	**62**	1

Varios / Vários

Ogni set contiene:
2 maniglie Wave 18 da 2.500mm
Parapolvere da 5.000mm
2 carrelli da Canale.
2 pattini da Canale.
2 freni.

Each set contains:
2 Wave 18 handles 2.500mm.
Dust guard 5.000mm.
2 carriages.
2 rollers.
2 brakes.

INFORMAZIONE / INFORMATION

placard 74

- Utilizzabile per 2 e 3 ante.
- Scorrimento su cuscinetti a sfera.
- Pattino inferiore regolabile in altezza ± 7,5 mm.
- Sistema di anti scarrellamento mediante molla nel pattino inferiore.
- Dispone di meccanismo di blocco della molla del pattino inferiore che facilita la installazione delle ante.
- Chiusura soft in apertura e chiusura su 2 ante.
- Freno superiore che permette comunque l'apertura in entrambi i lati della anta.

- Suitable for 2 and 3 door wardrobe.
- Ball bearing rollers.
- Bottom track can be adjusted in height ± 7,5 mm.
- Anti-derailment system with a spring in the bottom roller.
- The top rollers can be blocked to install the door easily.
- Soft opening and closing mechanism for 2 door wardrobe.
- Top brake system allowes the doors to move doors in both directions.

Ferrameta / Fittings

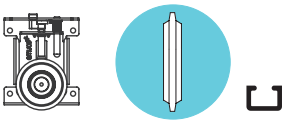

Binari inferiori / Lowers tracks



Binari superiori / Upper tracks



Maniglie / Handles

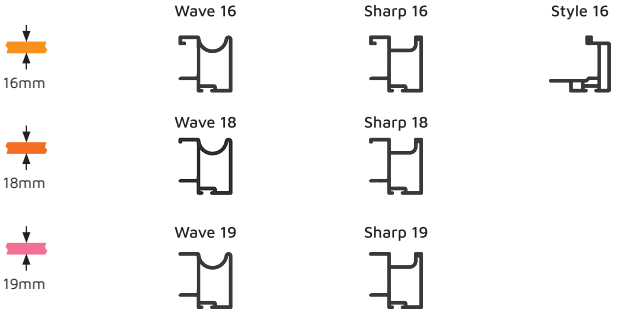

Traversi / Cross-pieces

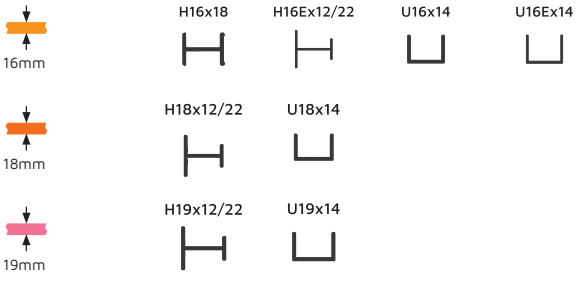

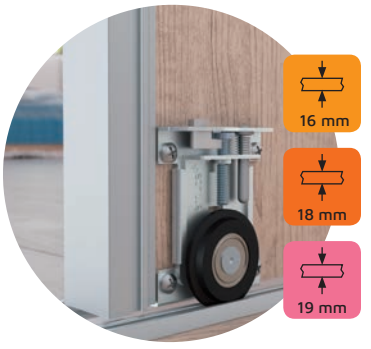

SET DI FERRAMENTA PLACARD 74
SET OF FITTINGS PLACARD 74

NEW KIT

50 kg | ±7,5 | ±5 | 16/18/19 mm | 74

Set di ferramenta per anta senza Slowmove
Set of fittings for door without Slowmove

Modello Model				Cod.		
⊔	16 - 18 - 19	✓	✓	**61098**	**20**	1

Acciaio e tecnoplastica
Steel and plastic



NORMAL

Set di ferramenta per anta per Slowmove
Set of fittings for door for Slowmove

Modello Model				Cod.		
⊔	16 - 18 - 19	-	-	**61097**	**20**	1

Acciaio e tecnoplastica
Steel and plastic



SLOW

Set di ferramenta per anta con Slowmove
Set of fittings for door with Slowmove

	Max.	Cod.		
16 - 18 - 19	30 kg	**61083**	**20**	1
	50 kg	**61084**	**20**	1

Acciaio e tecnoplastica / Steel and plastic



SLOW

Informazione della larghezza minima della porta con Slowmove vedi pag. 6.53

Information of minimum width of door with Slowmove see pag. 6.53

20 | Trasparente / non classificata
Transparent / not defined

Spessore
Thickness

PLACARD 74 - FERRAMENTA SCIOLTA
PLACARD 74 - SPARE FITTINGS

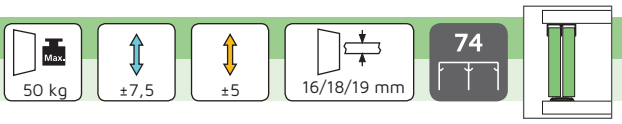

Carrello inferiore
Inferior carriage



Modello Model	Cod.		
	61095	05	50

Acciaio e tecnoplastica
Steel and plastic

Pattino superiore
Upper roller





	Cod.		
16 - 18 - 19	61096	05	100

Acciaio e tecnoplastica
Steel and plastic

Freno
Brake



Cod.		
61020	21	100

Tecnoplastica / Plastic

CALCOLO MISURA ANTA:
CALCULATE THE DOOR:

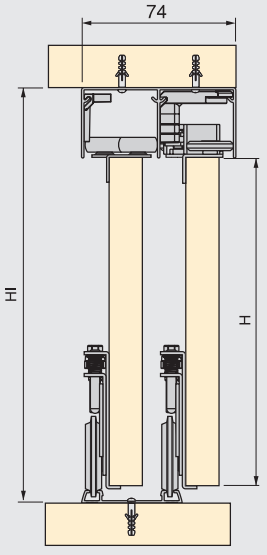

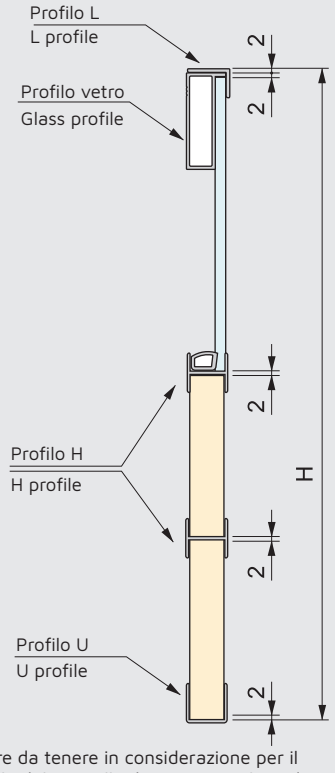

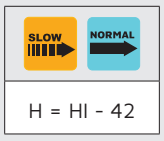

Misure da tenere in considerazione per il calcolo del pannello di una porta Placard.

Deductions to be taken into account for the calculation of panels.

LARGHEZZA MINIMA DELLA PORTA CON SLOWMOVE:
WIDTH OF THE DOOR WITH SLOWMOVE:

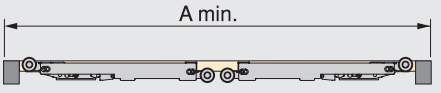



16mm	Wave 16	Sharp 16	Style 16
A min.	634 mm	634 mm	642 mm

18mm	Wave 18	Sharp 18
A min.	634 mm	634 mm

19mm	Wave 19	Sharp 19
A min.	634 mm	634 mm

05 Zincato bianco / Zinc plated | 12 Verniciato bianco / White painted | 21 Plastica grigia / Grey plastic | 35 Grigio antracite / Anthracite grey | 62 Anodizzato opaco / Matt anodized

BINARI PLACARD 74
TRACKS PLACARD 74

74

Binario superiore per Slowmove
Upper track for Slowmove



SLOW NORMAL

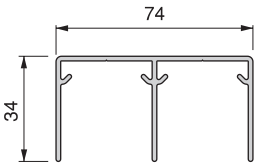

L	Cod.				
3 m	**60544**	**12**	**62**	**35**	8
4 m	**60545**	**12**	**62**	**-**	8
m	**60546**	**12**	**62**	**35**	-

Alluminio / Aluminium

Carril inferior
Lower track



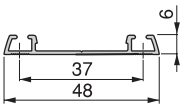

L	Cod.				
3 m	**60547**	**12**	**62**	**35**	8
4 m	**60548**	**12**	**62**	**-**	8
m	**60549**	**12**	**62**	**35**	-

Alluminio / Aluminium

Carril inferior enrasado clip
Lower track engate clip



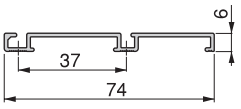

L	Cod.				
3 m	**60550**	**12**	**62**	**35**	8
4 m	**60551**	**12**	**62**	**-**	8
m	**60552**	**12**	**62**	**35**	-

Alluminio / Aluminium

Clip
Clip



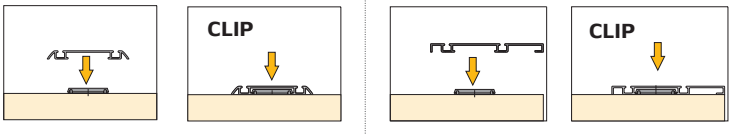

Cod.		
60090	**17**	25

Tecnoplastica / Plastic

Utilizzare 2 clips per armadio fino a 2 metri.
Utilizzare 3 clips per armadio oltre i 2 metri.

Use 2 clips for wardrobes up to 2 meters.
Use 3 clips for wardrobes over 2 meters.

BINARI INFERIORI E SUPERIORI:
LOWER AND UPPER TRACKS:

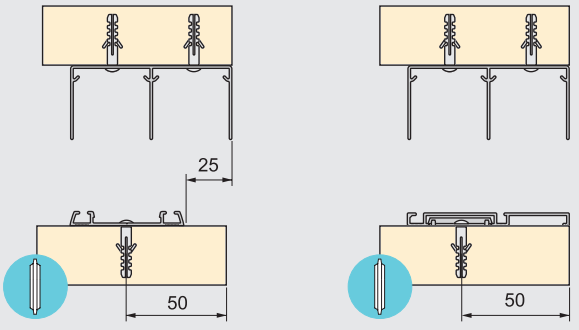

m | Per taglio a misura
Cut to measure

MANIGLIE PLACARD 74
PLACARD 74 HANDLES

74

Maniglia Wave 16
Wave 16 handle

16 mm



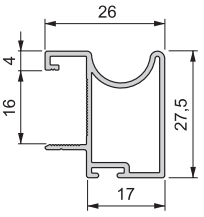



	Cod.			
2,7 m	**60532**	**12**	**62**	8
m	**60533**	**12**	**62**	-

Alluminio / Aluminium

Maniglia Sharp 16
Sharp 16 handle

16 mm



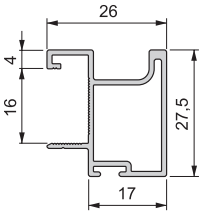



	Cod.			
2,7 m	**60534**	**12**	**62**	**35**	8
m	**60535**	**12**	**62**	**35**	-

Alluminio / Aluminium

Maniglia Style 16
Style 16 handle

16 mm



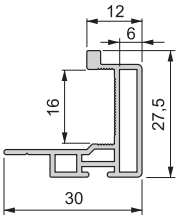



	Cod.			
2,7 m	**60530**	**12**	**62**	8
m	**60531**	**12**	**62**	-

Alluminio / Aluminium

Maniglia Wave 18
Wave 18 handle

18 mm



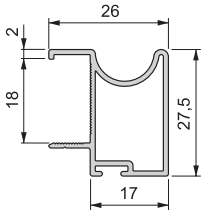



	Cod.			
2,9 m	**60536**	**12**	**62**	8
m	**60537**	**12**	**62**	-

Alluminio / Aluminium

12 Verniciato bianco / White painted | 35 Grigio antracite / Anthracite grey | 62 Anodizzato opaco / Matt anodized

Parapolvere
Dust excluder strip



Maniglia Sharp 18

Sharp 18 handle

18 mm



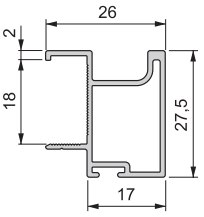



	Cod.				
2,9 m	**60538**	**12**	**62**	**35**	8
m	**60539**	**12**	**62**	**35**	-

Alluminio / Aluminium

Maniglia Wave 19

Wave 19 handle

19 mm



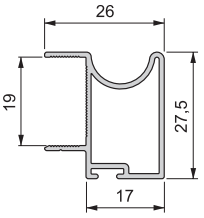



	Cod.			
2,7 m	**60540**	**12**	**62**	8
m	**60541**	**12**	**62**	-

Alluminio / Aluminium

Maniglia Sharp 19

Sharp 19 handle

19 mm



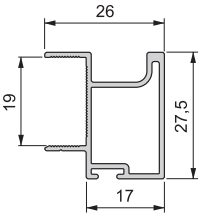



	Cod.				
2,7 m	**60542**	**12**	**62**	**35**	8
m	**60543**	**12**	**62**	**35**	-

Alluminio / Aluminium

2-3
Ante / Doors

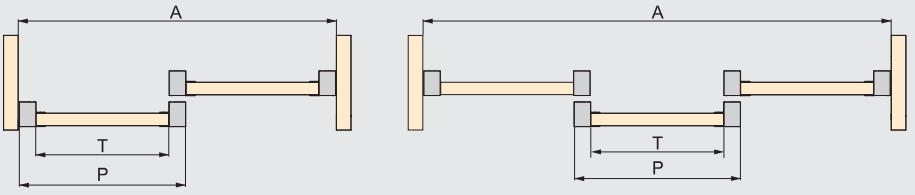

Modello / Model					
Wave	16 mm 18 mm 19 mm	$T = \frac{A - 50}{2}$	$P = \frac{A + 18}{2}$	$T = \frac{A - 66}{3}$	$P = \frac{A + 35}{3}$
Sharp	16 mm 18 mm 19 mm				
Style	16 mm	$T = \frac{A - 12}{2}$	$P = \frac{A + 12}{2}$	$T = \frac{A - 12}{3}$	$P = \frac{A + 24}{3}$

m | Per taglio a misura
Cut to measure

TRAVERSI H E U PER PLACARD 74
CROSS-PIECES FOR PLACARD 74

74

Profilo H16x18
H16x18 profile

16 mm



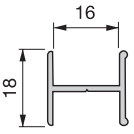

L	Cod.				
4 m	**60010**	**12**	**35**	**62**	8
m	**42888**	**12**	-	**62**	-

Alluminio / Aluminium

Profilo H16Ex12/22
H16Ex12/22 profile

16 mm



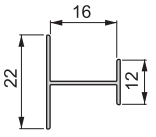

L	Cod.			
2,9 m	**61027**	**62**	8

Alluminio / Aluminium

Profilo H18x12/22
H18x12/22 profile

18 mm



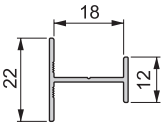

L	Cod.			
4 m	**79175**	**35**	**62**	8
m	**79174**	-	**62**	-

Alluminio / Aluminium

Profilo H19x12/22
H19x12/22 profile

19 mm



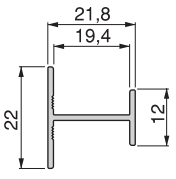

L	Cod.				
2,4 m	**61029**	**12**	-	**62**	8
4 m	**60566**	-	**35**	-	8
m	**61030**	**12**	-	**62**	-

Alluminio / Aluminium

12 Verniciato bianco / White painted
35 Grigio antracite / Anthracite grey
62 Anodizzato opaco / Matt anodized

Profilo U16x14

U16x14 profile

16 mm



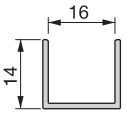

L	Cod.				
4 m	**70098**	**12**	**35**	**62**	8
m	**70097**	**12**	**-**	**62**	-

Alluminio / Aluminium

Profilo U16Ex14

U16Ex14 profile

16 mm



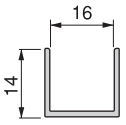

L	Cod.			
2,9 m	**61028**	**62**	8

Alluminio / Aluminium

Profilo U18x14

U18x14 profile

18 mm



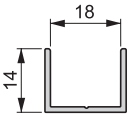

L	Cod.			
4 m	**79177**	**35**	**62**	8
m	**79176**	**-**	**62**	-

Alluminio / Aluminium

Profilo U19x14

U19x14 profile

19 mm



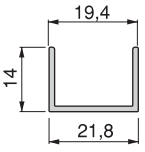

L	Cod.				
2,4 m	**61031**	**12**	**-**	**62**	8
4 m	**60565**	**-**	**35**	**-**	8
m	**61032**	**12**	**-**	**62**	-

Alluminio / Aluminium

SET PLACARD 74

KIT

74

PLACARD 74 KIT

Set di binari per Placard a Canale

Track set for Placard of groove



Ogni set contiene:
Un binario superiore 74x34.
Un binario inferiore a Canale.

Each set contains:
One track upper 74x34.
One groove lower profile.

L	Cod.			
2 m	**60553**	**12**	**62**	1
3 m	**60554**	**12**	**62**	1
4 m	**60555**	**12**	**62**	1

Alluminio / Aluminium

Set di binari per Placard a Canale

Track set for Placard of groove



Ogni set contiene:
Un binario superiore 74x34.
Un binario inferiore a Canale clip.
3/4 Clips

Each set contains:
One track upper 74x34.
One lower track of groove with clip systems
3/4 Clips

L	Cod.			
2 m	**60556**	**12**	**62**	1
3 m	**60557**	**12**	**62**	1
4 m	**60558**	**12**	**62**	1

Alluminio / Aluminium

Set de maniglie Wave per anta

16 mm 19 mm

Wave handle profile set for one door



Ogni set contiene:
2 maniglie Wave.
1 profilo U da 2.000mm
Parapolvere da 5.200mm

Each set contains:
2 Wave handles.
1 U profile 2.000mm
Dust guard 5.200mm

	L	Cod.			
16	2,6 m	**60560**	**12**	**62**	1
19	2,6 m	**60563**	**12**	**62**	1

Alluminio / Aluminium

Set de maniglie Sharp per anta

16 mm 18 mm 19 mm

Sharp handle profile set for one door



Ogni set contiene:
2 maniglie Sharp.
1 profilo U da 2.000mm
Parapolvere:
- 16/19 da 5.200mm
- 18 da 5.800mm

Each set contains:
2 Sharp handles.
1 U profile 2.000mm
Guarda pó:
- 16/19 - 5.200mm
- 18 - 5.800mm

	L	Cod.			
16	2,6 m	**60561**	**12**	**62**	1
18	2,9 m	**60562**	**-**	**62**	1
19	2,6 m	**60564**	**12**	**62**	1

Alluminio / Aluminium

Set de maniglie Style 16 per anta

16 mm

Style 16 handle profile set for one door



Ogni set contiene:
2 maniglie Style.
1 profilo U da 2.000mm
Parapolvere da 5.200mm

Each set contains:
2 Styl handles
1 U profile 2.000mm
Dust guard 5.200mm

L	Cod.			
2,6 m	**60559**	**12**	**62**	1

Alluminio / Aluminium

Sharp



INFORMAZIONE / INFORMATION

placard 90

- Utilizzabile per 2 e 3 ante.
- Scorrimento su cuscinetti a sfera.
- Pattino inferiore regolabile in altezza ± 7,5 mm.
- Sistema di anti scarrellamento mediante molla nel pattino inferiore e fine corsa regolabile anti-salto nel carrello superiore.
- Dispone di meccanismo di blocco della molla del pattino inferiore che facilita la installazione delle ante.
- Chiusura soft in apertura e chiusura su 2 ante.
- Freno superiore che permette comunque l'apertura in entrambi i lati della anta.

- Suitable for 2 and 3 door wardrobe.
- Ball bearing rollers.
- Bottom track can be adjusted in height ± 7,5 mm.
- Anti-derailment system with a spring in the bottom roller and adjustable top rollers.
- The top rollers can be blocked to install the door easily.
- Soft opening and closing mechanism for 2 door wardrobe.
- Top brake system allowes the doors to move doors in both directions.

Ferrameta / Fittings

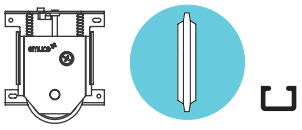

Binari inferiori / Lowers tracks

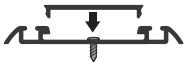

Binari superiori / Upper tracks



Maniglie / Handles

Vall 19



Hill 19



Line 19



Handy 19



Traversi / Cross-pieces

H19x12/22



U19x14





SET DI FERRAMENTA PLACARD 90
SET OF FITTINGS PLACARD 90

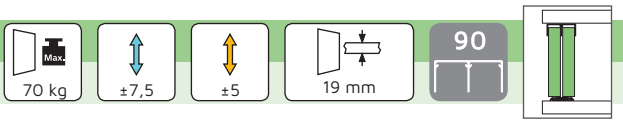

Set di ferramenta per anta senza Slowmove
Set of fittings for door without Slowmove



NORMAL

Modello Model				Cod.		
⊔	19	✓	✓	**61045**	**20**	1

Acciaio e tecnoplastica / Steel and plastic

Set di ferramenta per anta per Slowmove
Set of fittings for door for Slowmove



SLOW

Modello Model				Cod.		
⊔	19	-	-	**61080**	**20**	1

Acciaio e tecnoplastica / Steel and plastic

Set di ferramenta per anta con Slowmove
Set of fittings for door with Slowmove



SLOW

	Max.	Cod.		
19	30 kg	**61076**	**20**	1
19	50 kg	**61079**	**20**	1

Acciaio e tecnoplastica / Steel and plastic

Informazione della larghezza minima della porta con Slowmove vedi pag. 6.63

Information of minimum width of door with Slowmove see pag. 6.63

PLACARD 90 - FERRAMENTA SCIOLTA
PLACARD 90 - SPARE FITTINGS

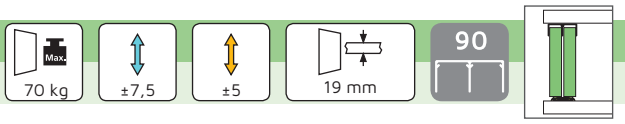

Carrello inferiore
Inferior carriage



Modello Model	Cod.		
	61021	**14**	50

Acciaio e tecnoplastica
Steel and plastic

Pattino superiore
Upper roller

19 mm



	Cod.		
19	**61026**	**05**	100

Acciaio e tecnoplastica
Steel and plastic

Freno
Brake



Cod.		
61020	**21**	100

Tecnoplastica / Plastic

CALCOLO MISURA ANTA:
CALCULATE THE DOOR:

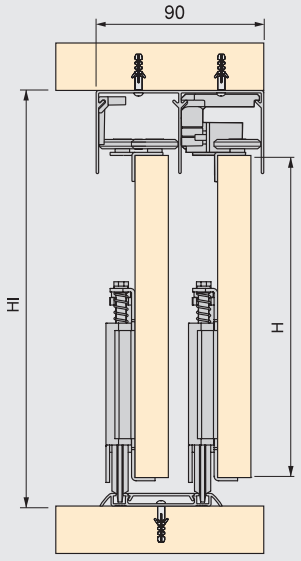

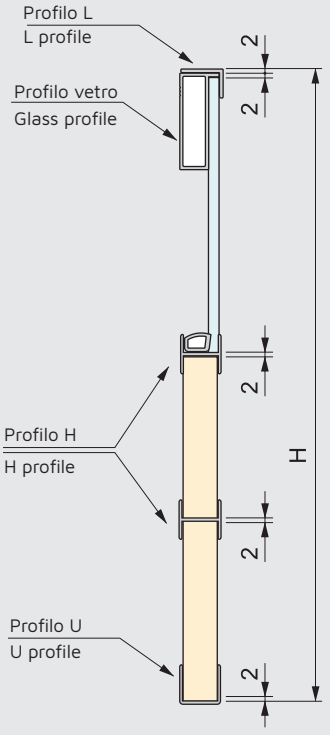

Misure da tenere in considerazione per il calcolo del pannello di una porta Placard.

Deductions to be taken into account for the calculation of panels.

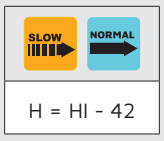

LARGHEZZA MINIMA DELLA PORTA CON SLOWMOVE:
WIDTH OF THE DOOR WITH SLOWMOVE:

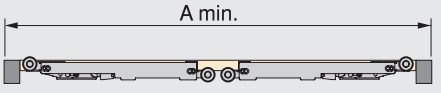

SLOW

19mm	Vall 19	Hill 19	Line 19	Handy 19
A min.	636 mm	636 mm	628 mm	636 mm

05 Zincato bianco / Zinc plated | 12 Verniciato bianco / White painted | 14 Verniciato nero / Black painted | 21 Plastica grigia / Grey plastic | 62 Anodizzato opaco / Matt anodized | 69 Anodizzato champagne / Champagne anodized

BINARI PLACARD 90
PLACARD 90 TRACKS

90

Binario superiore per Slowmove
Upper track for Slowmove



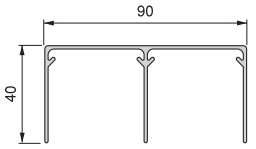

SLOW NORMAL

L	Cod.				
3 m	**61184**	**12**	**62**	**69**	8
m	**61185**	**12**	**62**	**69**	-

Alluminio / Aluminium

Binario inferiore a Canale
Lower track of groove



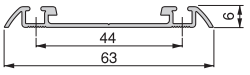

L	Cod.				
3 m	**61049**	**12**	**62**	**69**	8
m	**61037**	**12**	**62**	**69**	-

Alluminio / Aluminium

Profilo tappo a Canale
Cover track of groove



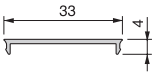

L	Cod.				
3 m	**70039**	**12**	**62**	**69**	8
4 m	**69079**	**12**	**62**	-	8
m	**70038**	**12**	**62**	**69**	-

Alluminio / Aluminium

BINARI INFERIORI E SUPERIORI:
LOWER AND UPPER TRACKS:

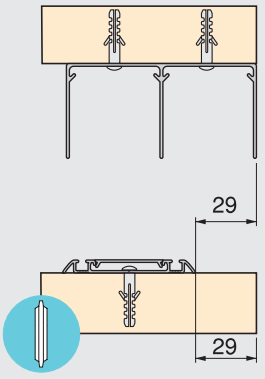

m | Per taglio a misura
Cut to measure

MANIGLIE PLACARD 90
PLACARD 90 HANDLES

90

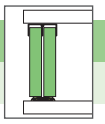

Maniglia Vall 19
Vall 19 handle



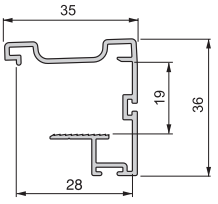



	Cod.		
2,7 m	**60166**	**62**	8
m	**60132**	**62**	-

Alluminio / Aluminium

Profilo paracolpi
Cushioning profile



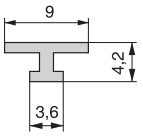



	Cod.		
56	**89202**	**21**	1

Tecnoplastica / Plastic

Maniglia Hill 19
Hill 19 handle



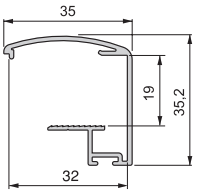



	Cod.				
2,7 m	**60167**	**12**	**62**	**69**	8
m	**60136**	**12**	**62**	**69**	-

Alluminio / Aluminium

Maniglia Line 19
Line 19 handle



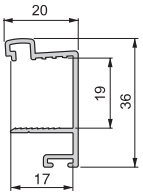



	Cod.		
2,7 m	**60168**	**62**	8
m	**60138**	**62**	-

Alluminio / Aluminium

Parapolvere
Dust excluder strip



12 Verniciato bianco / White painted
62 Anodizzato opaco / Matt anodized
69 Anodizzato champagne / Champagne anodized

Maniglia Handy 19

Handy 19 handle



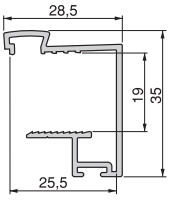



	Cod.		
2,7 m	**60169**	**62**	8
m	**60178**	**62**	-

Alluminio / Aluminium



2-3
Ante / Portas

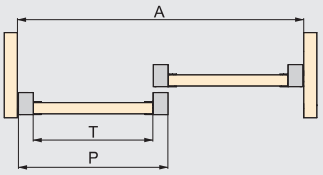

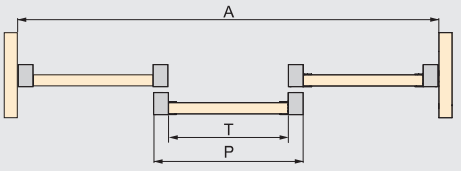

Modello / Model					
Vall	19 mm	$T = \frac{A + 16}{2}$	$P = \frac{A + 28}{2}$	$T = \frac{A + 42}{3}$	$P = \frac{A + 60}{3}$
Hill	19 mm	$T = \frac{A + 30}{2}$	$P = \frac{A + 34}{2}$	$T = \frac{A + 62}{3}$	$P = \frac{A + 68}{3}$
Line	19 mm	$T = \frac{A + 16}{2}$	$P = \frac{A + 20}{2}$	$T = \frac{A + 34}{3}$	$P = \frac{A + 40}{3}$
Handy	19 mm	$T = \frac{A + 24}{2}$	$P = \frac{A + 28}{2}$	$T = \frac{A + 50}{3}$	$P = \frac{A + 56}{3}$



m | Per taglio a misura
Cut to measure

TRAVERSI H E U PER PLACARD 90
CROSS-PIECES FOR PLACARD 90

90

Profilo H19x12/22
H19x12/22 profile

19 mm



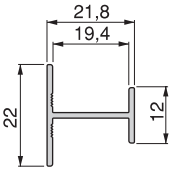

L	Cod.				
2,4 m	**61029**	**12**	**62**	**69**	8
m	**61030**	**12**	**62**	**69**	-

Alluminio / Aluminium

Profilo U19x14
U19x14 profile

19 mm



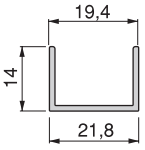

L	Cod.				
2,4 m	**61031**	**12**	**62**	**69**	8
m	**61032**	**12**	**62**	**69**	-

Alluminio / Aluminium



SET PLACARD 90

KIT

90

PLACARD 90 KIT

Set di binari per Placard a Canale

Track set for Placard of groove



L	Cod.		
2,4 m	**61186**	**62**	1
3 m	**61187**	**62**	1

Alluminio / Aluminium

Ogni set contiene:
Un binario superiore 90x40.
Un binario inferiori a Canale.
Un profilo tappo Canale.

Each set contains:
One upper track 90x40.
One Canal lower profile.
One Canal cover profile.

Set di maniglie Hill 19 e carrelli per una anta

Hill 19 handle profile set for one door



L	Cod.		
2,4 m	**61044**	**62**	1
2,6 m	**61046**	**62**	1

Varios / Vários

Ogni set contiene:
2 maniglie Hill 19
Parapolvere:
2,4 m -- 4.800 mm
2,6 m -- 2.600 mm
2 carrelli inferiore da Canal.
2 pattini superiori.
2 freni.

Each set contains:
2 Hill 19 handles
Dust guard:
2,4 m -- 4.800 mm
2,6 m -- 2.600 mm
2 inferior carriage of groove.
2 upper roller.
2 brakes.

Set di maniglie Handy 19 e carrelli per una anta

Handy 19 handle profile set for one door



L	Cod.		
2,6 m	**61052**	**62**	1

Varios / Vários

Ogni set contiene:
2 maniglie Handy 19
Parapolvere:
2,6 m -- 5.400 mm
2 carrelli inferiore da Canal.
2 pattini superiori.
2 freni.

Each set contains:
2 Handy 19 handles
Dust guard:
2,6 m -- 5.400 mm
2 inferior carriage of groove.
2 upper roller.
2 brakes.

m | Per taglio a misura
Cut to measure

INFORMAZIONE / INFORMATION

ANTA PLACARD
PLACARD DOOR



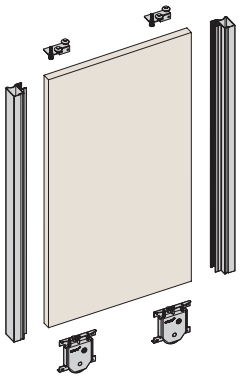

ANTA IN LEGNO
WOODEN DOOR

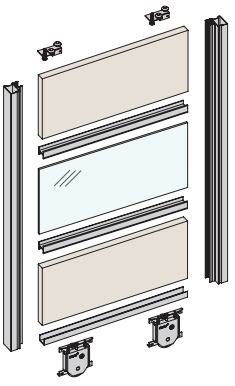

ANTA IN LEGNO E VETRO
WOODEN AND GLASS DOOR

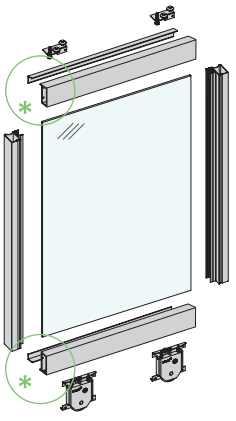

ANTA IN VETRO
GLASS DOOR

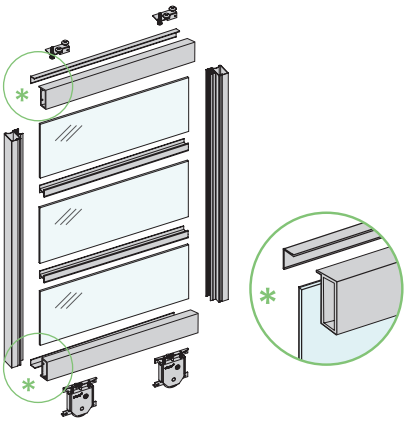

ANTA IN VETRO
GLASS DOOR

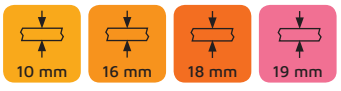

PANNELLO / BOARD:
10mm - 16mm - 18mm -19mm



VETRO / GLASS :
4mm

ANTA CRISTALLO PLACARD
PLACARD GLASS DOOR

81

Profilo superiore e inferiore 6+4
6+4 upper and lower profile



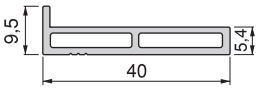

10 mm

L	Cod.		
4 m	**60093**	**62**	8

Alluminio / Aluminium

Profilo superiore e inferiore 12+4
12+4 upper and lower profile



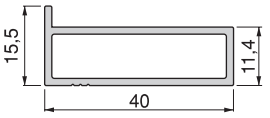

16 mm

L	Cod.		
4 m	**60094**	**62**	8

Alluminio / Aluminium

Profilo superiore e inferiore 14+4
14+4 upper and lower profile



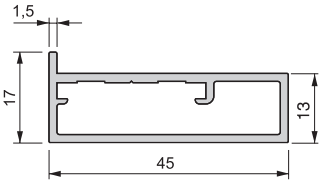

18 mm

L	Cod.		
4 m	**60004**	**62**	8

Alluminio / Aluminium

Profilo superiore e inferiore
Upper and lower profile



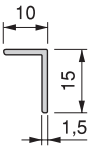

L	Cod.		
3,2 m	**79191**	**62**	20

Alluminio / Aluminium

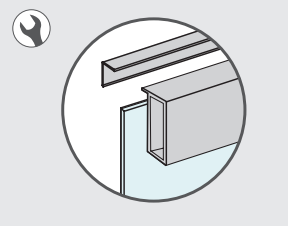

62 | Anodizzato opaco
Matt anodized

Nastro adesivo per vetro

Adhesive tape for glass





L	Cod.		
33 m	**60002**	**15**	1

Tecnoplastica / Plastic

Ferramenta Placard 6+4 e 12+4

Placard fittings 6+4 and 12+



10 mm 16 mm

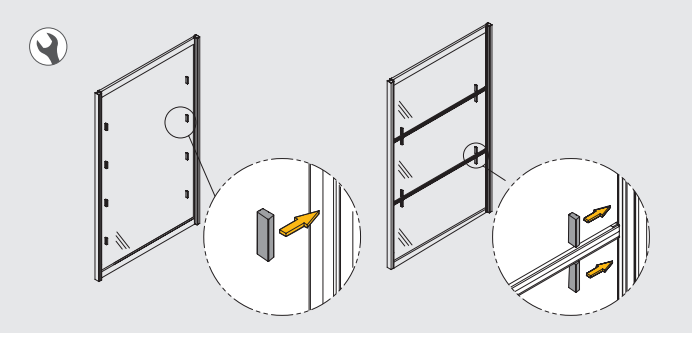

Cod.		
60069	**20**	1

Vari / Various

Guarnizione profilo Placard

Placard stop profile



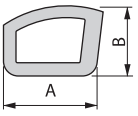

10 mm 16 mm 18 mm 19 mm

L		A	B	Cod.		
32 m	10 - 16	12	6	**40016**	**21**	1
32 m	18 - 19	14	10	**79171**	**21**	1

Tecnoplastica / Plastic

- Permette la realizzazione di ante Placard combinando legno + cristallo da 4 mm + legno.
- Allows Placard doors to combine wood + 4 mm glass +wood.

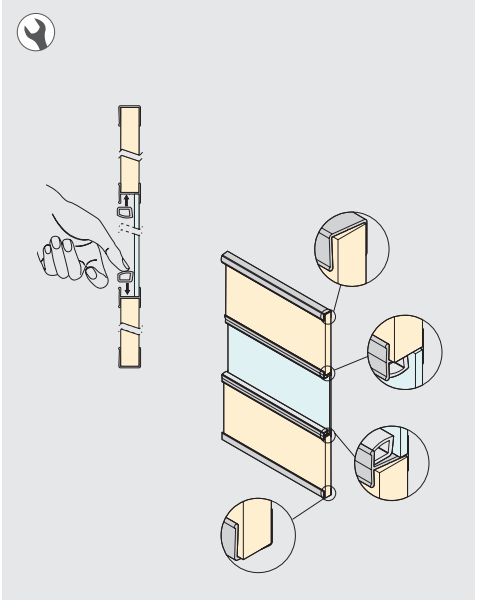

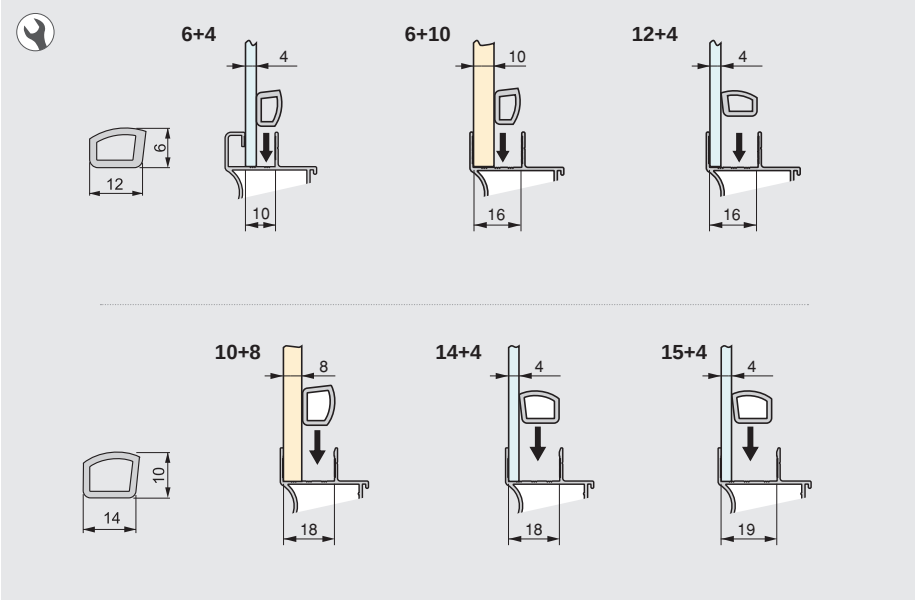

15 Plastica bianca / White plastic
20 Trasparente / non classificata / Transparent / not defined
21 Plastica grigia / Grey plastic
62 Anodizzato opaco / Matt anodized

PLACARD ARMADI CON TETTO INCLINATO
PLACARD CABINETS WITH SLOPING CEILING

81 | 74 | 90

Pattino Placard per tetto inclinato
Placard skid for sloping ceiling



Cod.		
79190	**20**	1

Vari / Various



Binario superiore Placard per tetto inclinato
Upper track Placard for sloping ceiling



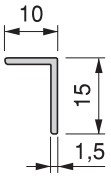

	Cod.	
3,2 m	**79191** **62**	20

Alluminio / Aluminium

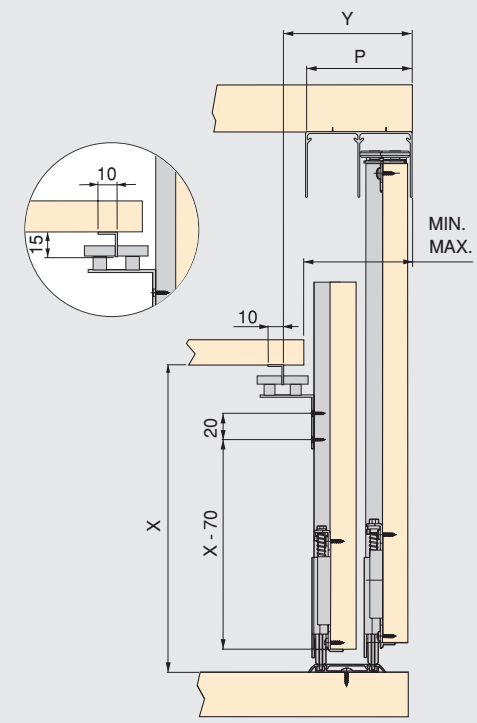

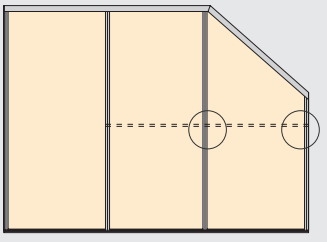

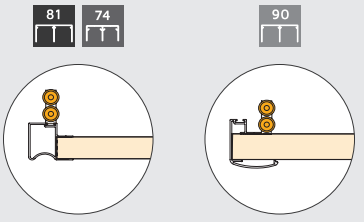

Modello / Model		P	Y	MIN.	MAX.
81	10 mm 16 mm 18 mm	81	98	83	98
74	16 mm 18 mm 19 mm	74	92	77	90
90	19 mm	90	98	90	98

www.emuca.com

concepta





concepta

concepta 30

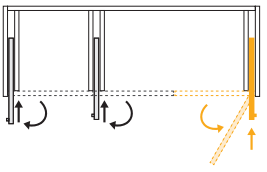

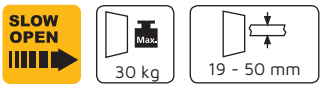

folding concepta 25

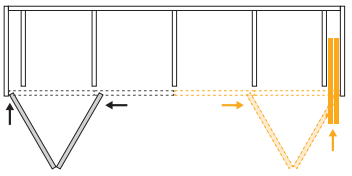

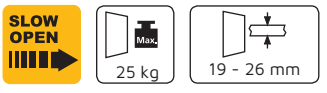



INFORMAZIONE / INFORMATION

concepta 30

- Sistema scorrevole, girevole e retrattile per ante in legno.
- Possibilità di montaggio su moduli o tra pareti.
- Consente di nascondere uno spazio o un´area di lavoro (cucina, zona lavanderia, ufficio, cabina armadio,...) con pulizia delle linee e meccanica completamente integrata e nascosta.
- Il sistema aperto consente l´accesso completo a questa area.
- Peso massimo per anta: 30 kg.
- Larghezza dell´anta: da 300 a 900 mm.
- Altezza dell´anta: da 1.851 a 2.300 mm.
- Spessore dell´anta: da 19 a 50 mm.
- Regolazione dell´inclinazione dell'anta, regolazione verticale, orizzontale e in profondità.
- Sistema di guida con cuscinetti.
- Ha un sistema di ammortizzazione e supporto per l´apertura totale delle ante.
- L´articolo include tutti gli accessori necessari per un´anta.
- Lo stesso sistema puó essere utilizzato sia per ante sinistre che destre.
- Certificato LGA.

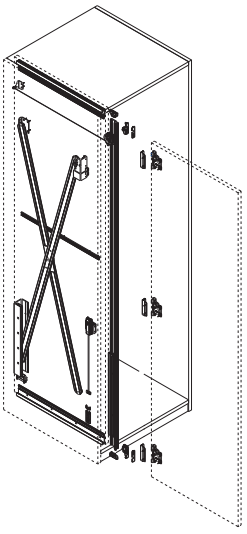

- Sliding, pivoting and retractable system for wooden doors.
- Option for mounting on units or between walls.
- It makes it possible to hide a space or working area (kitchen, laundry area, office, dressing room...)
- The open design makes it possible to have complete access to the area.
- Maximum weight per door: 30 kg.
- Door width: 300 to 900 mm.
- Door height: 1851 to 2300 mm.
- Door thickness: 19 to 50 mm.
- Frontal adjustment of the door: tilt, vertical, horizontal and depth.
- Ball bearing guided system.
- It has a damping system that assists for smooth door opening.
- The kit includes all the fittings needed for assembly of a door.
- The system does not have a set side; it can be mounted on the left or right.
- LGA Certificate.

1.

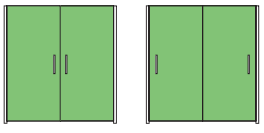

ANTE APPOGGIATE SU FONDO E CIELO
DOORS CLOSING AGAINST BASE AND TOP

2.



ANTE IN LUCE
INSET DOORS

3.

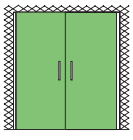

ANTA IN NICCHIA
DOORS IN WALL RECESS.

PESO MASSIMO PER ANTA:
MAXIMUM DOOR WEIGHT:

TH \ TB	300	350	400	450	500	550	600	650	700	750	800	850	900
2300	30	30	30	30	30	30	30	30	30	30	29	27	26
2250	30	30	30	30	30	30	30	30	30	30	28	27	25
2200	30	30	30	30	30	30	30	30	30	29	27	26	24
2150	30	30	30	30	30	30	30	30	30	29	27	25	24
2100	30	30	30	30	30	30	30	30	30	28	26	25	23
2050	30	30	30	30	30	30	30	30	29	27	25	24	23
2000	30	30	30	30	30	30	30	30	29	26	25	23	22
1950	30	30	30	30	30	30	30	29	27	26	24	23	21
1900	30	30	30	30	30	30	30	29	27	25	23	22	21
1850	30	30	30	30	30	30	30	28	26	24	23	21	20

Peso anta - TB: larghezza dell'anta (mm) / TH: altezza dell'anta (mm)
Door weight - TB: Door breadth (mm) / TH: Door height (mm)

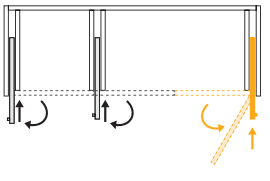

www.emuca.com

CONCEPTA 30

CONCEPTA 30

SLOW OPEN | Max. 30 kg | 19 - 50 mm

Set di ferramenta Concepta 30

Set of fittings Concepta 30



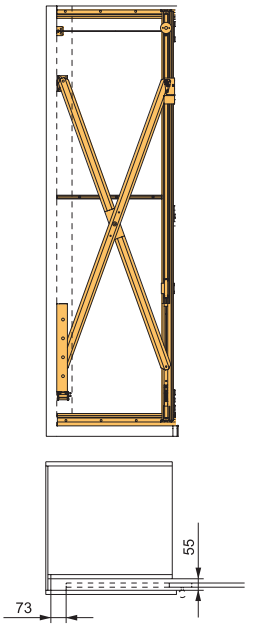

Cod.		
60741	**20**	1

Alluminio e acciao
Aluminium and steel

Connettore 55 per una anta

Connector 55 for one door



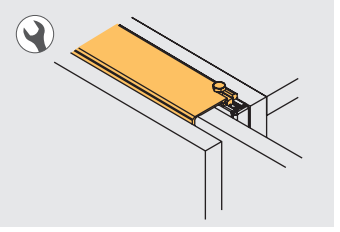

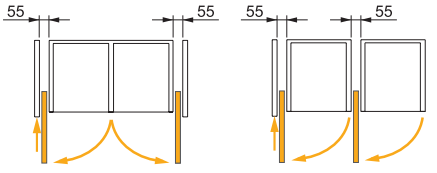

Cod.		
60744	**62**	1

Alluminio / Aluminium

Connettore 110 per due porte

Connector 110 for two doors



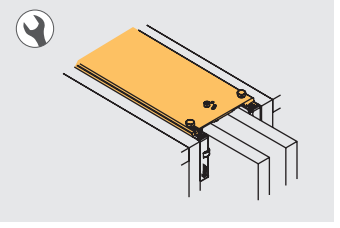

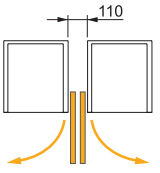

Cod.		
60745	**62**	1

Alluminio / Aluminium

Connettore 110 per due porte con zoccolo

Connector 110 for two doors with plinth



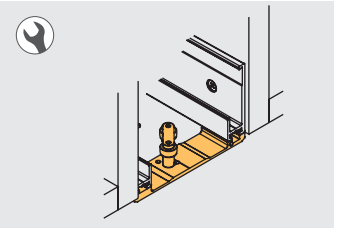

Cod.		
60746	**62**	1

Alluminio / Aluminium

COME ORDINARE? - HOW TO ORDER?

1. ANTE APPOGGIATE SU FONDO E CIELO. DOORS CLOSING AGAINST BASE AND TOP.



1.A

1 ANTA / 1 DOOR

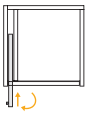

Concepta 30 - Cod. 6074120 x1 un
Connettore 55 - Cod. 6074462 x1 un
Connector

2 ANTE / 2 DOORS

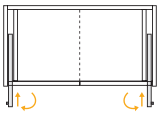

Concepta 30 - Cod. 6074120 x2 un
Connettore 55 - Cod. 6074462 x2 un
Connector

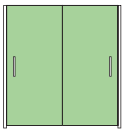

1.B

2 ANTE / 2 DOORS

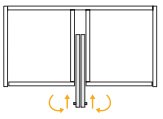

Concepta 30 - Cod. 6074120 x2 un
Connettore 110 - Cod. 6074562 x1 un
Connector

OPZIONE 1 / Option 1 — ZOCCOLO / PLINTH

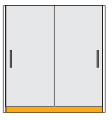

Concepta 30 - Cod. 6074120 x2 un
Connettore 110 - Cod. 6074562 x1 un
Connector
Cod. 6074662 x1 un

OPZIONE 2 / Option 2 — PIEDINI / FEET

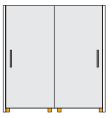

Concepta 30 - Cod. 6074120 x2 un
Connettore 110 - Cod. 6074562 x2 un
Connector

2. ANTE IN LUCE. INSET DOORS.

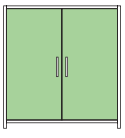

1 ANTA / 1 DOOR

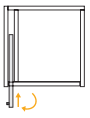

Concepta 30
Cod. 6074120 x1 un

2 ANTE / 2 DOORS

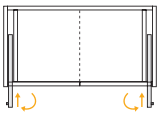

Concepta 30
Cod. 6074120 x2 un

3. ANTA IN NICCHIA. DOORS IN WALL RECESS.



1 ANTA / 1 DOOR

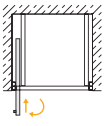

Concepta 30
Cod. 6074120 x1 un

2 ANTE / 2 DOORS

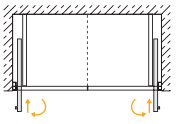

Concepta 30
Cod. 6074120 x2 un



INFORMAZIONE / INFORMATION

folding concepta 25

- Sistema scorrevole, pieghevole e retrattile per ante in legno.
- Possibilità di montaggio su moduli o tra pareti.
- Consente di nascondere uno spazio o un'area di lavoro (cucina, zona lavanderia, ufficio, cabina armadio,...) con pulizia delle linee e meccanica completamente integrata e nascosta.
- Il sistema aperto consente di avere uno spazio totalmente accessibile, anche grazie all'assenza di binari inferiori.
- Peso massimo per anta: 25 kg = 50 kg / set.
- Larghezza dell'anta: da 300 a 700 mm.
- Altezza dell'anta: da 1.851 a 2.600 mm.
- Spessore dell'anta: da 19 a 26 mm.
- Regolazione dell'inclinazione dell'anta, regolazione verticale e orizzontale.
- Sistema di guida e rotolamento con cuscinetti.
- L'articolo include tutti gli accessori necessari per due ante pieghevoli.
- Lo stesso sistema può essere utilizzato sia per ante sinistre che destre.
- Binario superiore con finitura anodizzata argento opaco.
- Certificato LGA.

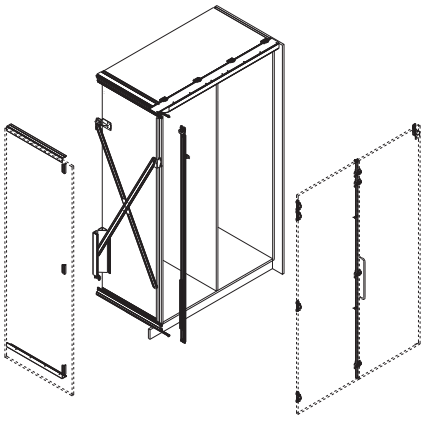

- Sliding, folding and retractable system for wooden doors.
- Option of mounting on units or between walls.
- It makes it possible to conceal a space or working area (kitchen, laundry area, office, dressing room...)
- The open system makes it possible to have a fully accessible space, without the need of bottom rails.
- Maximum weight per door: 25 kg = 50 kg/set.
- Door width: 300 to 700 mm.
- Door height: 1851 to 2600 mm.
- Door thickness: 19 to 26 mm.
- Fully Adjustment of the door in tilt, vertically, horizontally.
- Guided and rolling system with ball bearings.
- The kit includes all the fittings needed for two folding doors.
- The system is devised for assembly on either the left or right hand side.
- Anodised matte silver finish.
- LGA Certificate.

1.

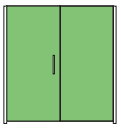

PORTA SU MODULO
MODULAR DOORS

2.

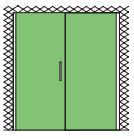

ANTA IN NICCHIA
DOORS IN WALL RECESS



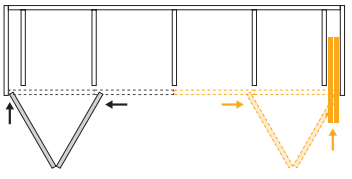

www.emuca.com

FOLDING CONCEPTA 25

FOLDING CONCEPTA 25

SLOW OPEN | Max. 25 kg | 19 - 26 mm

Set di ferramenta Folding Concepta 25

Set of fittings Folding Concepta 25



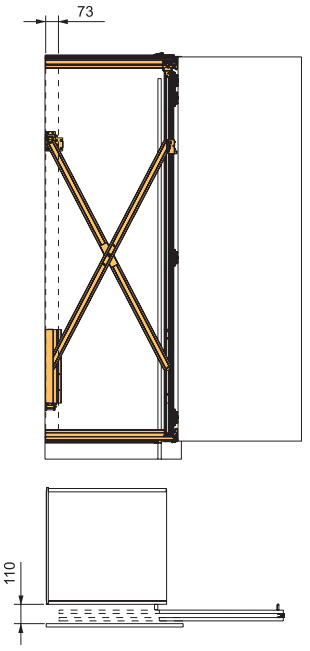

Lato / Hand	Cod.		
Sinistra / Left	**60752**	**62**	1
Destra / Right	**60753**	**62**	1

Alluminio e acciao
Aluminium and steel

Set di profilo inferiore e accessori

Lower profile and accessories



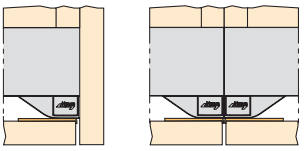

Guida di posizionamento inclusa.

Leading ramp included.

L	Cod.		
1,3 m	**60757**	**62**	1

Alluminio / Aluminium

Centraggio magnetico

Magnetic centring



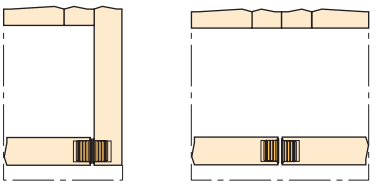

Cod.		
60758	**62**	1

Alluminio / Aluminium

Profilo di rinforzo e piastra de giunzione

Reinforcement profile and connecting plate



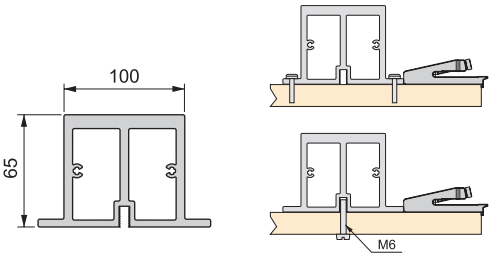

L	Cod.		
2,6 m	**60756**	**62**	1

Alluminio / Aluminium

62 | Anodizzato opaco
Matt anodized

COME ORDINARE? - HOW TO ORDER?

1. PORTA SU MODULO. MODULAR DOORS.

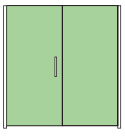

2 ANTE / 2 DOORS

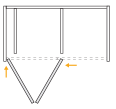

SINISTRA Left

Folding Concepta 25 - Cod. 6075262 x1 un

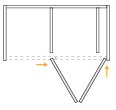

DESTRA Right

Folding Concepta 25 - Cod. 6075362 x1 un

OPZIONE 1 Option 1 — CON BASE DEL MOBILE With base - fixed skirting



Cod. 6075762 x1 un

OPZIONE 2 Option 2 — SENZA BASE DEL MOBILE Without base fixed feet



Cod. 6075862 x1 un

4 ANTE / 4 DOORS

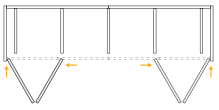

SINISTRA Left — **Folding Concepta 25** Cod. 6075262 x1 un

DESTRA Right — **Folding Concepta 25** Cod. 6075362 x1 un

Cod. 6075662 x1 un

OPZIONE 1 Option 1 — CON BASE DEL MOBILE With base - fixed skirting



Cod. 6075762 x2 un

OPZIONE 2 Option 2 — SENZA BASE DEL MOBILE Without base fixed feet



Cod. 6075862 x1 un

2. ANTA IN NICCHIA. DOORS IN WALL RECESS.

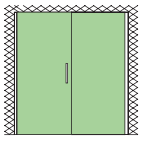

2 ANTE / 2 DOORS

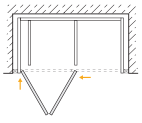

SINISTRA Left

Folding Concepta 25 - Cod. 6075262 x1 un

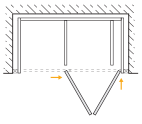

DESTRA Right

Folding Concepta 25 - Cod. 6075362 x1 un

SENZA BASE DEL MOBILE Without base fixed feet

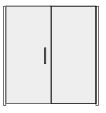

Cod. 6075862 x1 un

4 ANTE / 4 DOORS

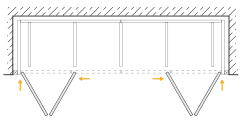

SINISTRA Left — **Folding Concepta 25** Cod. 6075262 x1 un

DESTRA Right — **Folding Concepta 25** Cod. 6075362 x1 un

Cod. 6075662 x1 un

SENZA BASE DEL MOBILE Without base fixed feet



Cod. 6075862 x1 un



WEST 2: ANTE PIEGHEVOLI
WEST 2: BI-FOLDING DOORS

SLOW

Binario superiore
Upper profiles



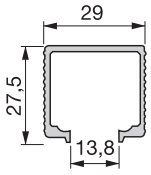



	Cod.		
4 m	**43352**	**61**	10
m	**43353**	**61**	-

Alluminio / Aluminium

- Distanza del foro, 5 mm.
- Distance from the hole, 5 mm.

Per soluzione soft utilizzare le cerniere X91 / C91E.

For Soft closing use with hinges X91 / C91E.

Carrello singolo
Sliding set with hinge



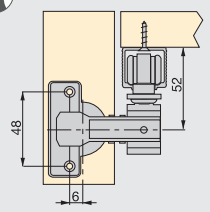

Cod.		
43348	**07**	10

Acciaio, tecnoplastica e zama
Steel, plastic and zamak

Carrello doppio
Sliding set with 2 hinges



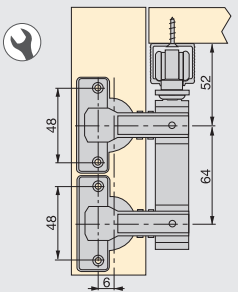

Cod.		
43349	**07**	10

Acciaio, tecnoplastica e zama
Steel, plastic and zamak

Su antine con piu´ di 3 cerniere si raccomanda di usare sempre il carrello doppio.

For doors with more than 3 hinges we recommend to use always the sliding set with 2 hinges.

05 Zincato bianco / Zinc plated | 07 Niquelato / Nickel plated | 14 Verniciato nero / Black painted | 61 Alluminio naturale / Natural aluminium

Cerniera a molla

Folding sprung hinge



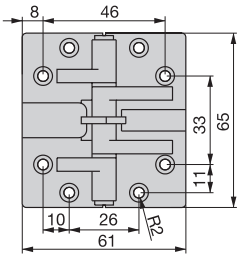

Cod.		
12445	**14**	20

Acciaio / Steel

Cerniera assimetrica

Asymetric hinge



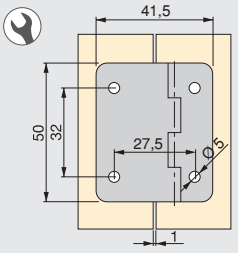

Cod.		
11253	**05**	10

Acciaio / Steel

Per l'unione delle due ante collocare tante cerniere centrali, quante sono le cerniere inserite nella porta sul fianco.

Collocare la parte più grande della cerniera nel lato dove viene montato il carro superiore.

To join the two doors use the same number of central hinges as there are cup hinges fitted to the side.

Place the larger side of the hinge on the door where the upper sliding sets are to be mounted.

sliding doors





Sistemi per ante scorrevoli
Systems for sliding doors

NEW flow

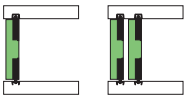



glider

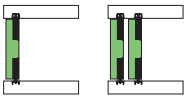

glider 1 

glider 2 

glider 3 

aluroller

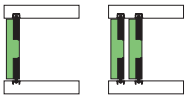

aluroller 1 

aluroller 2 

wind

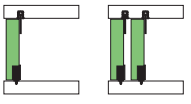



NEW ready

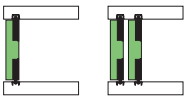



track

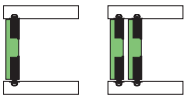



clipo

clipo26 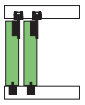


clipo 16 NEW 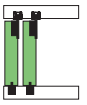


clipo 15 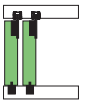
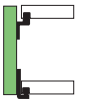


INFORMAZIONE / INFORMATION

SISTEMI SCORREVOLI SLIDING SYSTEMS Max. Kg			*Misure max. raccomandate Max. recommended measures		Spessori ammessi Admitted thicknesses Min.	Max.	REGOLAZIONE REGULATION	ANTA DOOR	FRENO BRAKE
SISTEMI SCORREVOLI PER ANTE / SLIDING SYSTEMS FOR DOORS									
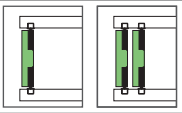	FLOW	50 kg	2.200	1.400	16	19	0/+4	-	SLOW
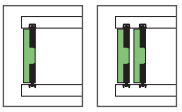	GLIDER 1	20 kg	1.200	1.000	16	-	-1,5/+4	PLUS17	NORMAL
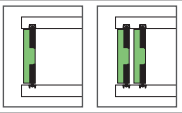	GLIDER 2	30 kg	2.000	1.200	16	-	-1,5/+5	PLUS17	NORMAL
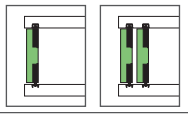	GLIDER 3	80 kg	2.600	1.400	16	-	-1,5/+5	FREE FREE 3 MAXI	NORMAL
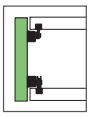	ALUROLLER 1	10Kg	1.000	800	16	-	0/+5	PLUS4 / 4E PLUS11 PLUS14 PLUS15 PLUS16 PLUS17 PLUS18	NORMAL
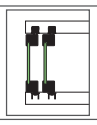	ALUROLLER 2	15 kg	1.200	800	4	4	0/+5	PLUS	NORMAL
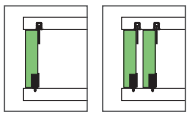	WIND	20 kg	1.800	800	16	-	±2	PLUS4 / 4E PLUS11 PLUS14 PLUS15 PLUS16 PLUS17 PLUS18	NORMAL
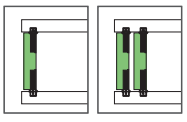	READY	20 kg	1.800	800	16	19	±1,5	-	NORMAL
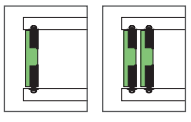	TRACK	10 kg	1.200	800	16	-	±1,5	PLUS4 / 4E PLUS11 PLUS14 PLUS15 PLUS16 PLUS17 PLUS18	-
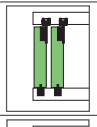	CLIPO 26	26 kg	2.200	1.000	19	25	±2	-	NORMAL
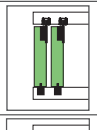	CLIPO 16	15 kg	1.400	1.000	19	19	-1/+2	-	SLOW
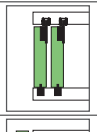	CLIPO 15	15 kg	1.400	1.000	16	19	±1,5	-	NORMAL
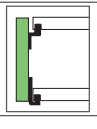	CLIPO 15	15 kg	1.400	1.000	19	19	±1,5	-	NORMAL

FLOW
FLOW

NEW | SLOW | Max. 50 kg | 0/+4

Carrelli e pattini per una anta
Set for one door

Cod.		
49541	**20**	1

Acciaio e tecnoplastica
Steel and plastic



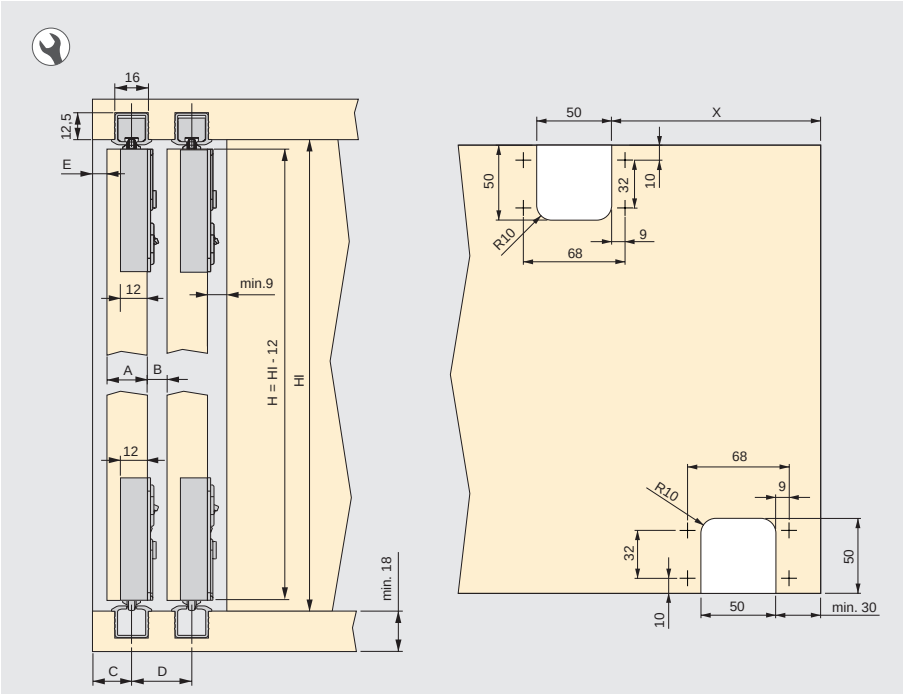

D = A + B
C = A + E - 7
B min.= 9

SLOW	x
✓	120 mm
-	Min. 30 mm

Binario superiore e inferiore
Upper and lower track

	Cod.		
4 m	**49544**	**62**	20
m	**49545**	**62**	-

Alluminio / Aluminium



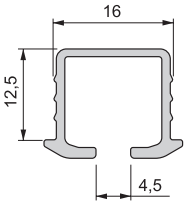

Set di chiusura soft per anta
Set of soft closing for door

Max.	Cod.		
30 kg	**49542**	**20**	5
50 kg	**49543**	**20**	5

Acciaio e tecnoplastica
Steel and plastic



SLOW | Max. 30-50 kg

www.emuca.com

20 | Trasparente / non classificata
Transparent / not defined

62 | Anodizzato opaco
Matt anodized

m | Per taglio a misura
Cut to measure

GLIDER

GLIDER

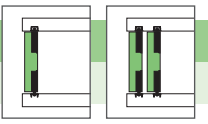

Glider 1 - Carrelli e pattini per una anta

Glider 1- Carriage and runners for one door

Cod.		
49530	**17**	10

Tecnoplastica e zama
Plastic and zamak





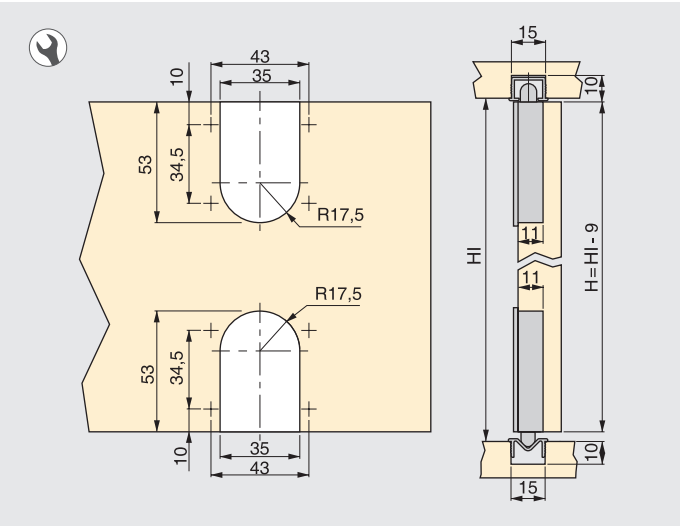

Glider 2 - Carrelli e pattini per una anta

Glider 2- Carriage and runners for one door

Cod.		
49529	**65**	10

Acciaio inossidabile e tecnoplastica
Stainless steel and plastic





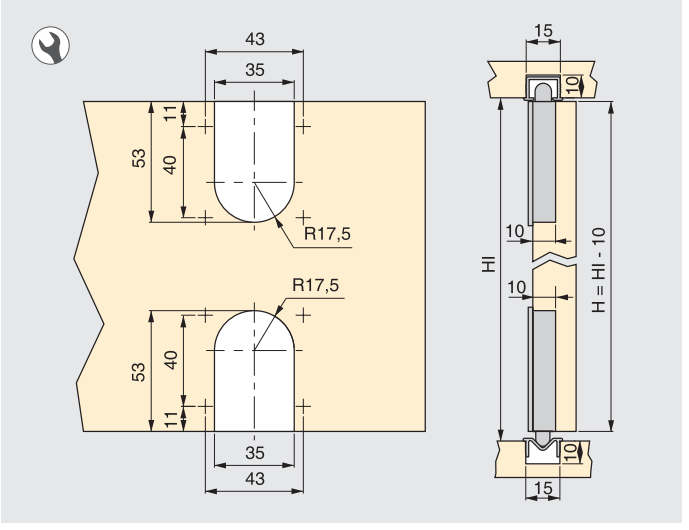

17 | Plastica nero / Black plastic
20 | Trasparente / non classificata / Transparent / not defined
62 | Anodizzato opaco / Matt anodized
65 | Acciaio inossidabile / Stainless steel

Glider 3 - Carrelli e pattini per una anta

Glider 3 - Carriage and runners for one door





Cod.		
49528	**65**	5

Acciaio inossidabile e tecnoplastica
Stainless steel and plastic

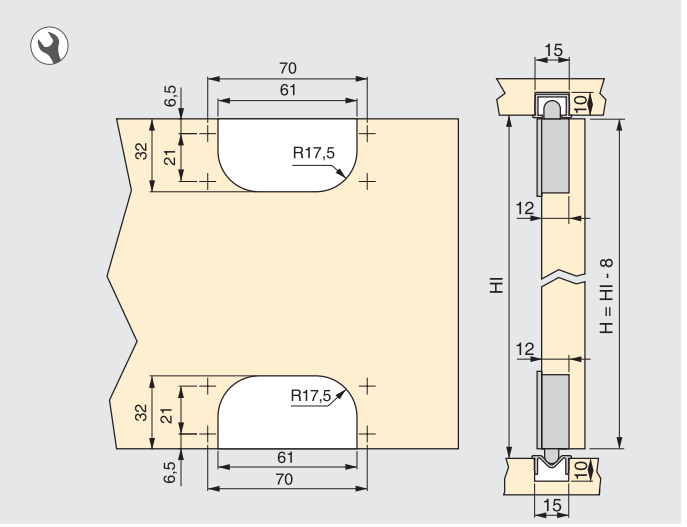

Binario superiore

Upper track



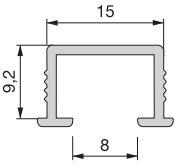

	Cod.		
4 m	**40010**	**62**	20
m	**40061**	**62**	-

Alluminio / Aluminium

Binario inferiore

Lower track



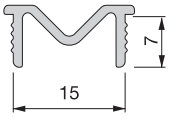

	Cod.		
4 m	**40011**	**62**	20
m	**40009**	**62**	-

Alluminio / Aluminium

Set di freni Glider

Glider brake set



Cod.		
40007	**20**	1

Acciaio e tecnoplastica
Steel and plastic

ALUROLLER

ALUROLLER

Aluroller 1 per una anta

Aluroller 1 for one door

Cod.	
42039	20	1

Tecnoplastica e zama
Plastic and zamak



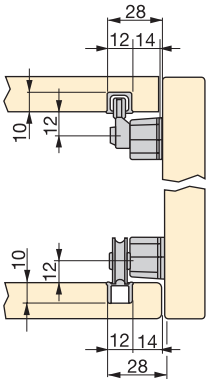



- Per ante in legno e alluminio Plus 2, 4, 4E,11, 14, 15, 16, 17, 18 e 19.
- Si possono montare tanto in ante interne come esterne.
- Dispone di regolazione verticale e freno.

- For Plus Plus 2, 4, 4E, 11, 14, 15, 16, 17, 18 and 19 wood and aluminium doors.
- May be mounted on both interior and exterior doors.
- Is adjustable in the vertical and has a brake.

Aluroller 2 per una anta

Aluroller 2 for one door

Cod.	
42040	20	1

Tecnoplastica e zama
Plastic and zamak



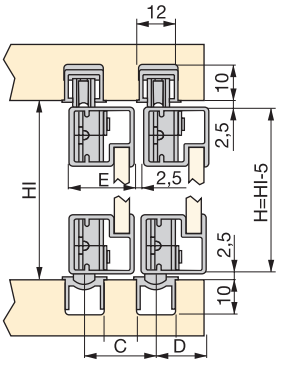



- Per ante in alluminio Plus 2, 4, 4E, 7, 11, 14, 15, 16, 17, 18 e 19.
- Per il montaggio di ante interne.
- Dispone di regolazione verticale e freno.

- For Plus 2, 4, 4E, 7, 11, 14, 15, 16, 17, 18 and 19 aluminium doors..
- For mounting on interior doors.
- Is adjustable in the vertical and has a brake.

C = E + 2,5
D = E - 4

CALCOLO LARGHEZZA ANTA:
CALCULATION FOR WIDTH OF DOOR:

Per 2 ante
For 2 doors

$$Ap = \frac{La + S - 2}{2}$$

Per 3 ante
For 3 doors

$$Ap = \frac{La + 2S - 2}{3}$$

Ap = Larghezza anta.
La = Luce interna.
S = Sormonto, larghezza profilo

Ap = Width of doors.
La = Width of wardrobe.
S = Overlay, width of profile.

FORATURA ALUROLLER 2:
ALUROLLER 2 MACHINING:

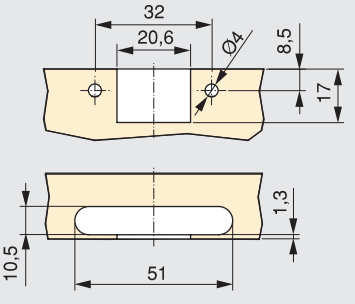

20 | Trasparente / non classificata
Transparent / not defined

62 | Anodizzato opaco
Matt anodized

Binario superiore per Aluroller 1-2

Upper track for Aluroller 1-2



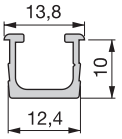

	Cod.		
3 m	**62711**	**62**	20
m	**42005**	**62**	-

Alluminio / Aluminium

Binario inferiore per Aluroller 1

Lower track for Aluroller 1



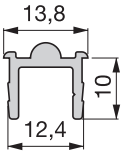

	Cod.		
3 m	**62710**	**62**	20
m	**42004**	**62**	-

Alluminio / Aluminium

Binario inferiore per Aluroller 2

Lower track for Aluroller 2



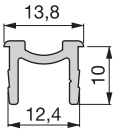

	Cod.		
3 m	**62712**	**62**	20
m	**42010**	**62**	-

Alluminio / Aluminium

WIND

WIND

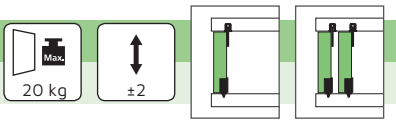

Carrelli e pattini per una anta

Set for one door



Cod.		
42188	**05**	1

Acciaio e tecnoplastica
Steel and plastic

Binario superiore

Upper track



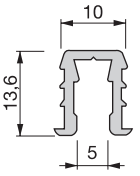

	Cod.		
4 m	**43315**	**61**	20
m	**92764**	**61**	-

Alluminio / Aluminium

Binario inferiore

Lower track



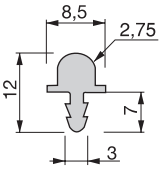

	Cod.		
4 m	**43318**	**61**	20
m	**92762**	**61**	-

Alluminio / Aluminium

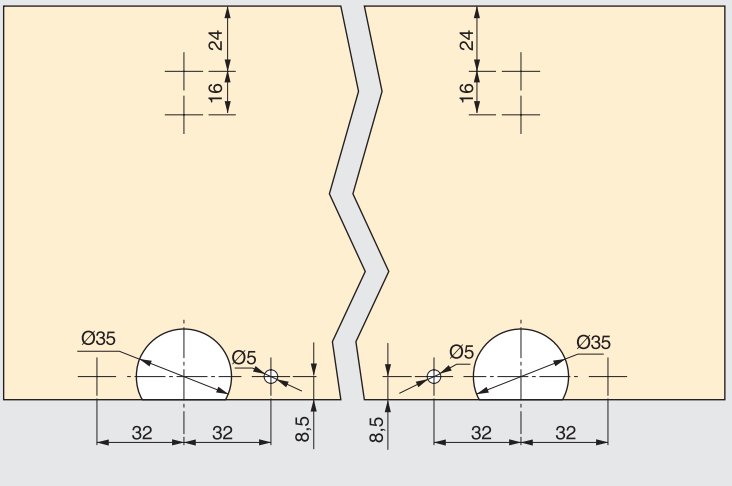

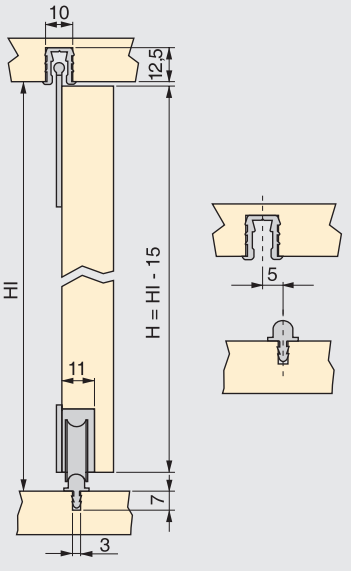

05 | Zincato bianco / Zinc plated
20 | Trasparente / non classificata / Transparent / not defined
61 | Alluminio naturale / Natural aluminium
62 | Anodizzato opaco / Matt anodized

READY
READY

NEW

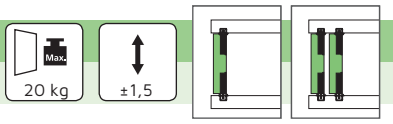

Carrelli e pattini per una anta

Set for one door



Cod.		
49546	**20**	5

Acciaio e tecnoplastica
Steel and plastic

Binario superiore e inferiore

Upper and lower track



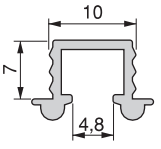

L	Cod.		
4 m	**49547**	**62**	20

Alluminio / Aluminium

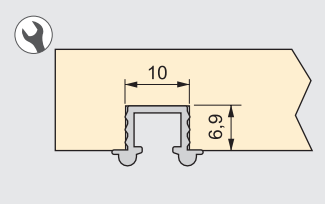

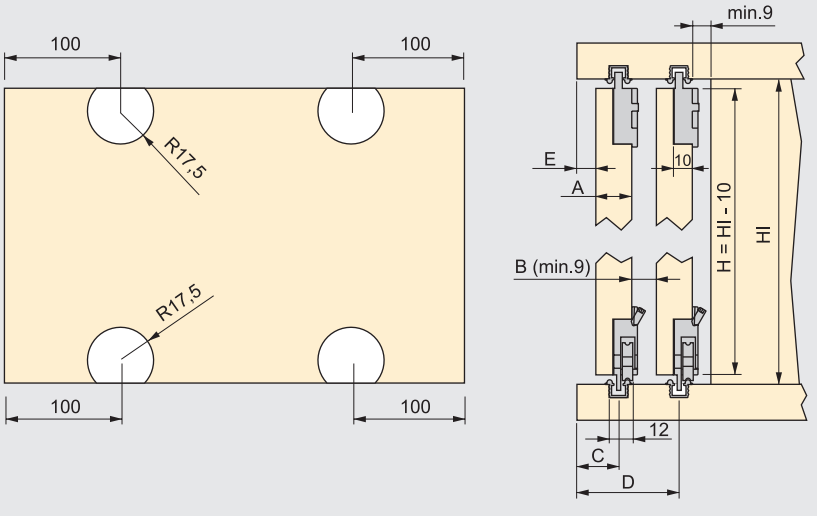

B min.= 9
C = A + E - 7
D = A + B

m | Per taglio a misura
Cut to measure

TRACK

TRACK

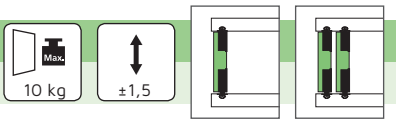

Carrelli e pattini per una anta

Set for one door



Cod.		
41750	**16**	50

Tecnoplastica / Plastic

Binario superiore e inferiore

Upper and lower track



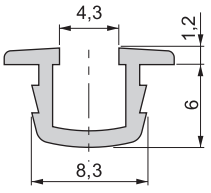

L	Cod.		
3 m	**92716**	**17**	30

Tecnoplastica / Plastic

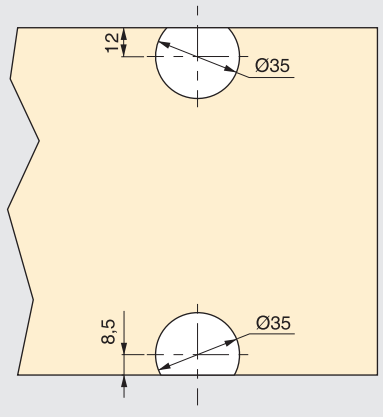

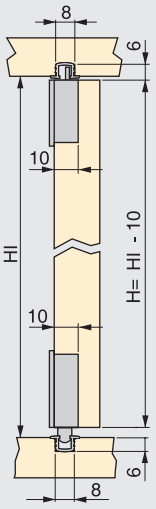

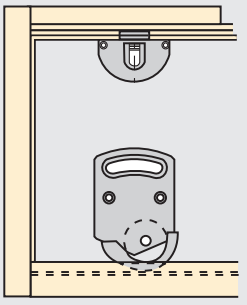

16 Plastica noce / Brown plastic | 17 Plastica nero / Black plastic | 20 Trasparente / non classificata / Transparent / not defined | 61 Alluminio naturale / Natural aluminium | 62 Anodizzato opaco / Matt anodized

CLIPO 26 LEGNO INTERNE
CLIPO 26 WOOD INTERIOR

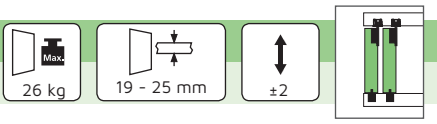

Set di carrelli per due ante
Sliding set for two doors



Cod.		
60117	**20**	1

Tecnoplastica e zama
Plastic and zamak

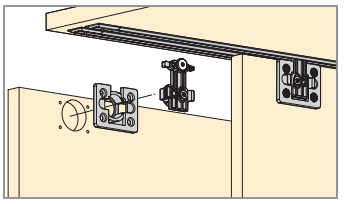

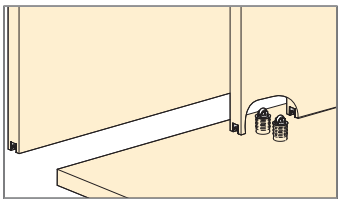

Binario superiore
Upper track



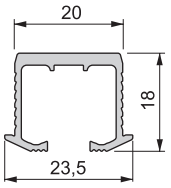

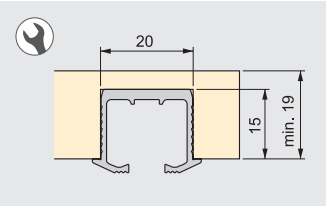

L	Cod.		
3,5 m	**60119**	**62**	10
m	**60118**	**62**	-

Alluminio / Aluminium

Binario inferiore
Lower track



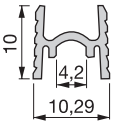

L	Cod.		
3,5 m	**49594**	**61**	10
m	**43788**	**61**	-

Alluminio / Aluminium

LE QUOTE IN ARANCIO INDICANO LE FORATURE NELLA PORTA.

ORANGE FIGURES INDICATE MACHINING FOR DOOR.

LEGENDA:
HI = Altezza interna modulo.
H = Altezza anta.
A = Larghezza interna modulo.
a = Larghezza anta.

KEY:
HI = Internal height of the module.
H = Height of door.
A = Internal width of the module.
a = Width of door.

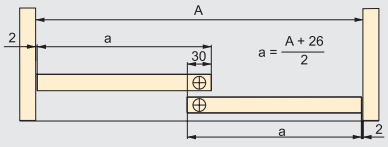

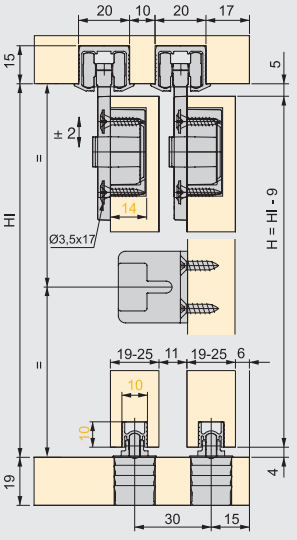

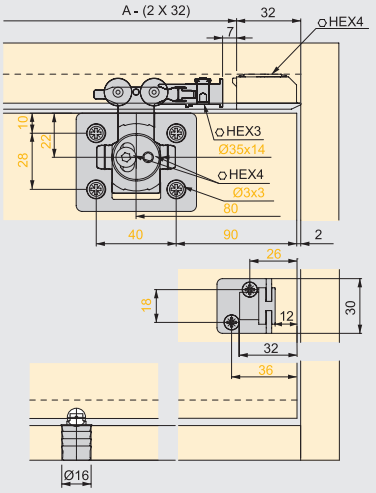

m | Per taglio a misura
Cut to measure

CLIPO 16 LEGNO INTERNE
CLIPO 16 WOOD INTERIOR

NEW

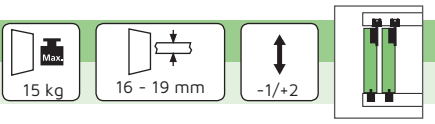

Set di carrelli per due ante
Sliding set for two doors



Cod.		
61105	**20**	1

Tecnoplastica / Plastic

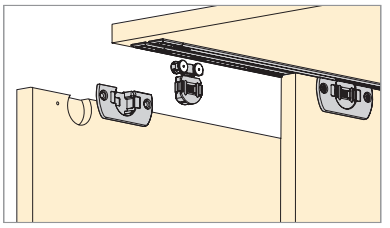

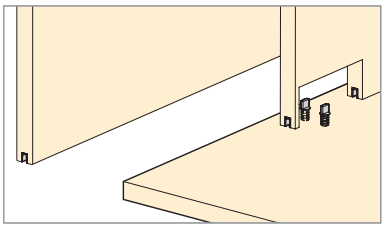

Binario superiore
Upper track



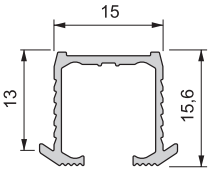

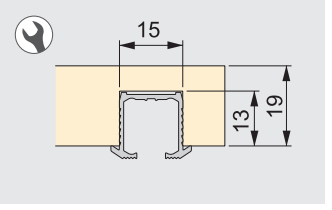

L	Cod.		
3,5 m	**61109**	**61**	10
m	**61110**	**61**	-

Alluminio / Aluminium

Guida inferiore per una anta
Lower door track



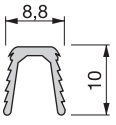

L	Cod.		
3,5 m	**49592**	**21**	10
m	**43782**	**21**	-

Tecnoplastica / Plastic

Set di chiusura soft per anta
Set of soft closing for door



SLOW



Max.	Cod.		
8 kg	**61107**	**20**	1
16 kg	**61108**	**20**	1

Tecnoplastica / Plastic

20 Trasparente / non classificata / Transparent / not defined
21 Plastica grigia / Grey plastic
61 Alluminio naturale / Natural aluminium

LE QUOTE IN ARANCIO INDICANO LE FORATURE NELLA ANTA.
ORANGE FIGURES INDICATE MACHINING FOR DOOR.

LEGENDA:
HI = Altezza interna modulo.
H = Altezza porta.
A = Larghezza interna modulo.
a = Larghezza porta.
( )* = quota di posizionamento del carrello superiore in caso di utilizzo chisure soft per peso 18 kg.

KEY:
HI = Internal height of the module.
H = Height of door.
A = Internal width of the module.
a = Width of door.
( )* = Elevation of upper sliding set if Soft-close for weight 18 kg in use.

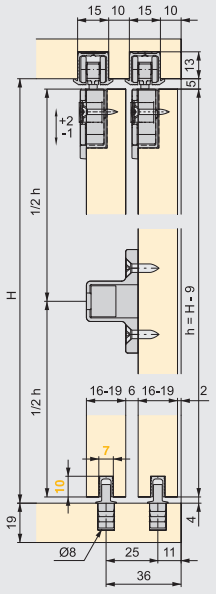

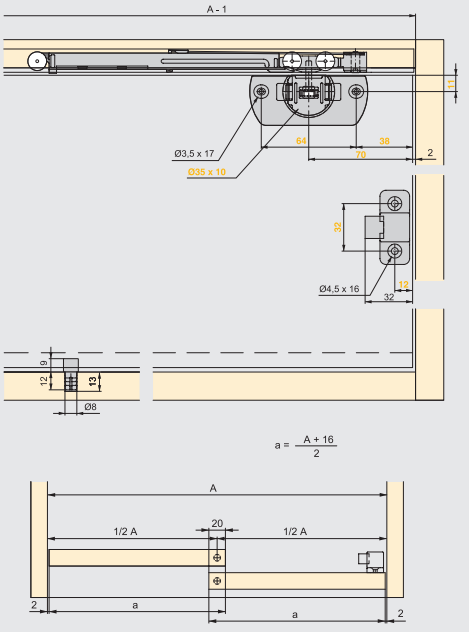

$a = \frac{A + 16}{2}$



CLIPO 15 LEGNO INTERNE
CLIPO 15 WOOD INTERIOR

15 kg | 16 - 19 mm | ±1,5

Set di carrelli per due ante
Sliding set for two doors



Cod.		
43783	**20**	1

Tecnoplastica / Plastic

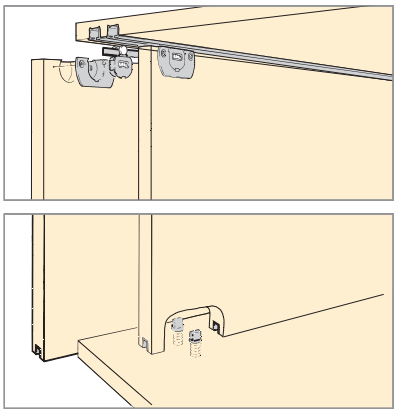

Binario superiore
Upper track



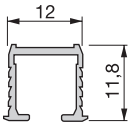

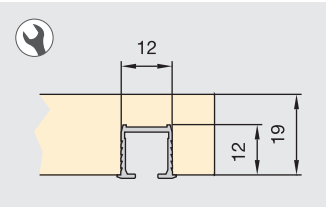

L	Cod.		
3,5 m	**49591**	**61**	10
m	**43781**	**61**	-

Alluminio / Aluminium

Guida inferiore per anta
Lower door track



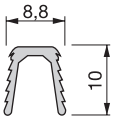

L	Cod.		
3,5 m	**49592**	**21**	10
m	**43782**	**21**	-

Tecnoplastica / Plastic

LE QUOTE IN ARANCIO INDICANO LE FORATURE NELLA ANTA.

ORANGE FIGURES INDICATE MACHINING FOR DOOR.

LEGENDA:
HI = Altezza interna modulo.
H = Altezza anta.
A = Larghezza interna modulo.
a = Larghezza anta.
( )* quota di posizionamento del carrello superiore in caso di utilizzo chisure soft per peso 18 kg.

KEY:
HI = Internal height of the module.
H = Height of door.
A = Internal width of the module.
a = Width of door.
()* Elevation of upper sliding set if Soft-close for weight 18 kg in use.

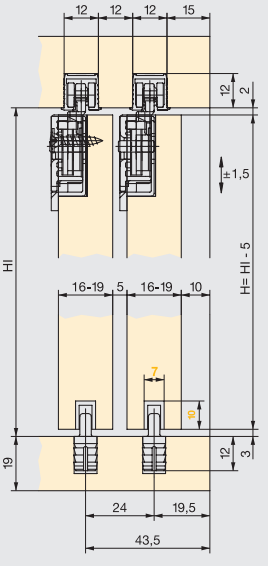

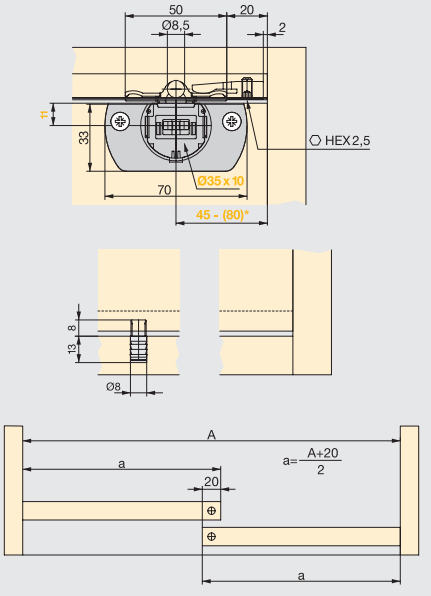

20 | Trasparente / non classificata / Transparent / not defined
21 | Plastica grigia / Grey plastic
61 | Alluminio naturale / Natural aluminium

CLIPO 15 LEGNO ESTERIORE
CLIPO 15 WOOD EXTERIOR

15 kg | 19 mm | ±1,5

Set di carrelli per una anta
Sliding set for one door



Cod.		
43785	**20**	1

Acciaio, tecnoplastica e zama
Steel, plastic and zamak

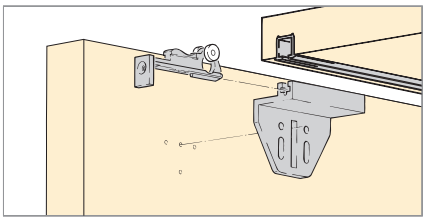

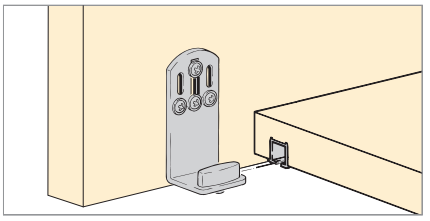

Binario superiore e inferiore
Upper and lower track



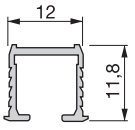

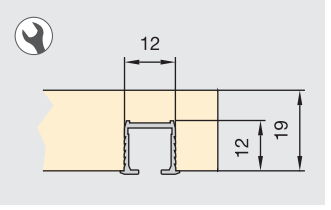

	Cod.		
3,5 m	**49591**	**61**	8
m	**43781**	**61**	-

Alluminio / Aluminium

LE QUOTE IN ARANCIO INDICANO LE FORATURE NELLA ANTA.

ORANGE FIGURES INDICATE MACHINING FOR DOOR.

LEGENDA:
HI = Altezza interna modulo.
H = Altezza porta.
A = Larghezza interna modulo.
a = Larghezza porta.
AT = Larghezza totale del modulo.

KEY:
HI = Internal height of the module.
H = Height of door.
A = Internal width of the module.
a = Width of door.
AT = Total width of the module.

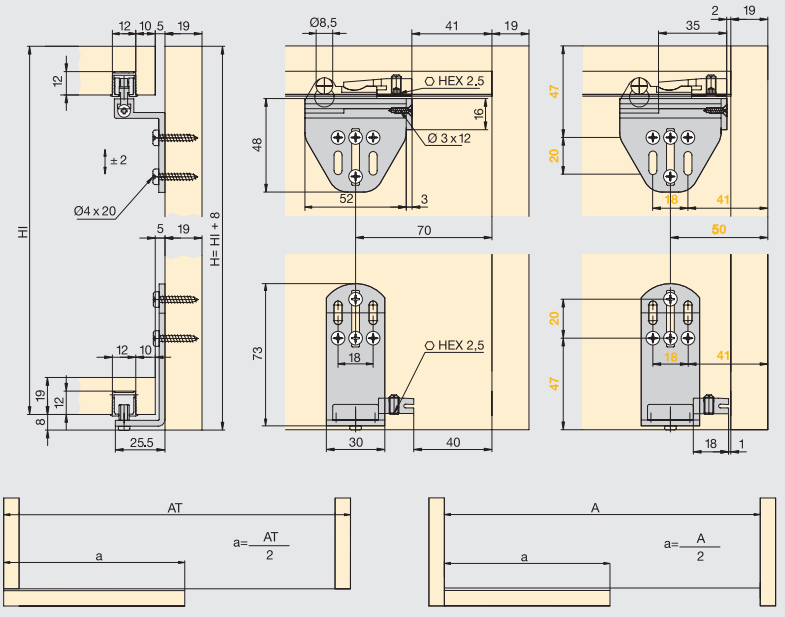

m | Per taglio a misura
Cut to measure

7

ANTE E ACCESSORI PER MOBILI, ARMADI E CABINE ARMADIO

DOORS AND ACCESSORIES FOR FURNITURE, WARDROBES AND FOR WALK-IN WARDROBES





7.1 Accessori per interni di armadi

7.05 Appendiabiti Sling / Hang
7.11 Tubi e reggitubi per armadi
7.19 Accessori Moka
7.26 Accessori Keeper
7.32 Accessori Self

7.1 Wardrobes interior accessories

7.05 Sling / Hang pull down rail
7.11 Rails and supports
7.19 Moka accessories
7.26 Keeper accessories
7.32 Self accessories

7.2 Profili e accessori per ante in legno

7.37 Informazione
7.39 Profili maniglia-raddrizza-ante Adige
7.40 Profili maniglia-raddrizza-ante Brenta
7.41 Profili maniglia-raddrizza-ante Free Face
7.43 Profili maniglia-raddrizza-ante Free Rapid
7.44 Profili maniglia-raddrizza-ante Rhodes
7.44 Profili maniglia-raddrizza-ante Sparta
7.45 Profili maniglia-raddrizza-ante Styl
7.45 Parapolveri per ante scorrevoli
7.46 Profili per ante Face
7.47 Tendiante

7.2 Profiles and accessories for wooden doors

7.37 Information
7.39 Adige handle profiles
7.40 Brenta handle profiles
7.41 Free Face handle profiles
7.43 Free Rapid handle profiles
7.44 Rhodes handle profiles
7.44 Sparta handle profiles
7.45 Styl handle profiles
7.45 Dust excluder strips for sliding doors
7.46 Face edging profiles
7.47 Door truss

7.3 Ante in alluminio per armadio

7.51 Ante Free
7.53 Profili Free

7.3 Aluminium wardrobe doors

7.51 Free doors
7.53 Free profiles

7.4 Strutture modulari

7.57 Sistema Jagmet
7.59 Sistema Tram

7.4 Modular structures

7.57 Jagmet structure
7.59 Tram structure

7.5 Profili per ante con telaio in alluminio

7.67 Informazione profili Plus
7.68 Profili Plus
7.71 Accessori per profili Plus
7.74 Maniglie per profili Plus

7.5 Profiles for doors with aluminium frame

7.67 Plus profiles information
7.68 Plus profiles
7.71 Plus profiles accessories
7.74 Handles

7.1

ACCESSORI PER INTERNI DI ARMADI

7.05 Appendiabiti Sling / Hang
7.11 Tubi e reggitubi per armadi
7.19 Accessori Moka
7.26 Accessori Keeper
7.32 Accessori Self

WARDROBES INTERIOR ACCESSORIES

7.05 Sling / Hang pull down rail
7.11 Rails and supports
7.19 Moka accessories
7.26 Keeper accessories
7.32 Self accessories





sling







11



15



52

- Appendiabiti in acciaio cromato con elementi in plastica verniciata in alluminio metallizzato.
- Chromed bars with the plastic pieces also painted chromed plated.

- Appendiabiti in acciaio verniciato bianco con elementi in plastica bianca.
- Chromed bars painted white with the plastic pieces also painted in white.

- Appendiabiti in acciaio verniciato color titanio con elementi in plastica verniciata color titanio.
- Chromed bars painted titanium with the plastic pieces also painted in titanium.





www.emuca.com

APPENDIABITI

PULL DOWN RAIL

Sling per armadio

NEW

Sling wardrobe pull down rail



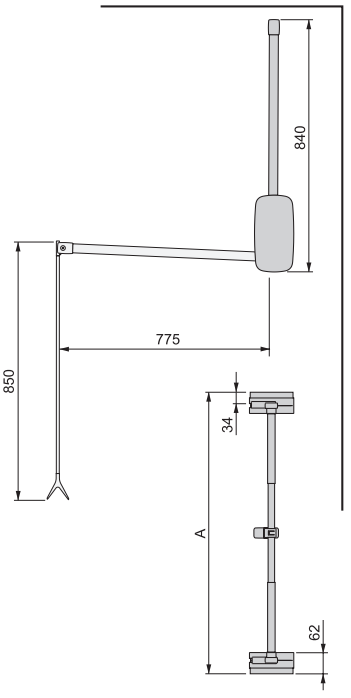

A	Cod.				
450 - 600	**70300**	**11**	**15**	**52**	1
600 - 830	**70301**	**11**	**15**	**52**	1
830 - 1.150	**70302**	**11**	**15**	**52**	1

Acciaio e tecnoplastica
Steel and plastic

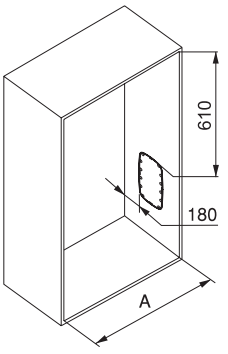



- Tappi di copertura estetica inclusi per nascondere le viti.
- Disponibili coperture estetiche con effetto tessile.
- Incluse viti di montaggio.
- L'asta di manovra dispone di sistema frizionato anti-dondolio.
- Barra centrale regolabile in larghezza.

- Side covers included to hide the installation screws.
- Also available are cover caps in textile effect.
- Includes mounting screws.
- The handle bar has a fixing system that reduces its swing-back.
- Central bar can be adjusted in width.

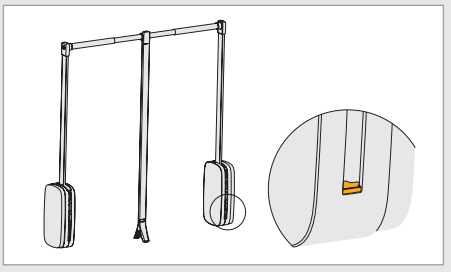

Plastica paracolpo in apertura integrato.

Integrated opening bumper stop.

Distanziatore 70° Sling

NEW

70° spacer Sling

Cod.				
70304	**15**	**25**	**38**	6

Tecnoplastica / Plastic



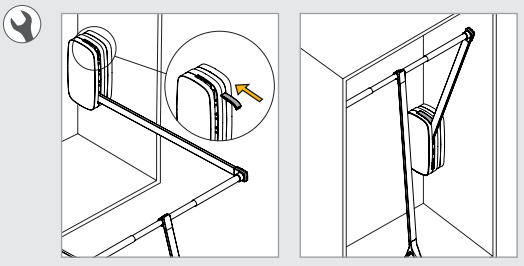

- Permette di montare Sling nel fondo dell'armadio.
- Allows Sling to be mounted to the back of the wardrobe.

Spessore Sling per anta scorrevole
NEW

Sling lateral spacer

Cod.				
70303	**15**	**25**	**38**	2

Tecnoplastica / Plastic



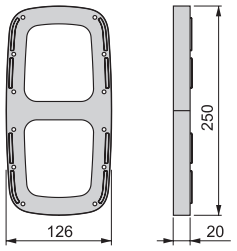

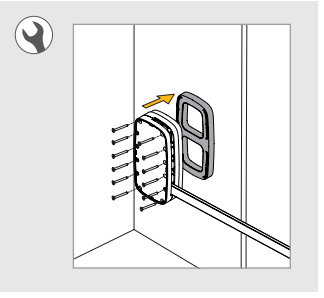

Set di coperture opzionali
NEW

Set covers with felt

Cod.				
70305	**27**	**28**	**29**	**34**	5

Tecnoplastica / Plastic



Possibilità di personalizzare le coperture.

Customizable covers.



27 **28** **29** **34**

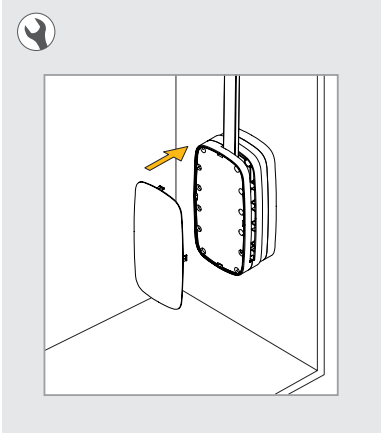



Hang per armadio

Hang for wardrobe



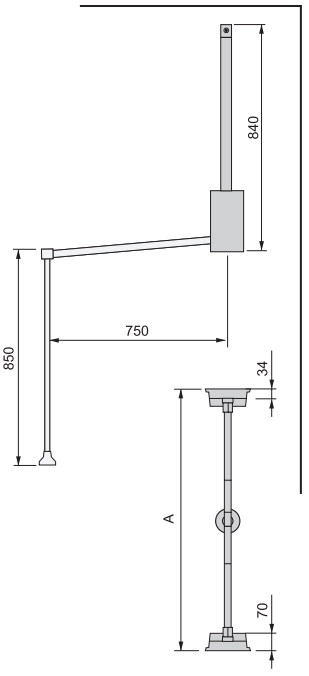

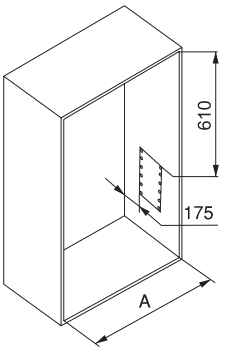

A	Cod.			
450 - 600	**92837**	**11**	**13**	1
600 - 830	**92838**	**11**	**13**	1
830 - 1.150	**92839**	**11**	**13**	1

Acciaio e tecnoplastica
Steel and plastic

SLOW UP
Max. 12 kg

- Utilizzabile con la struttura Tram utilizzando il Cod. 6108225.
- May be used with Tram using Cod. 6108225.

Hang a parete

Wall-mounted Hang



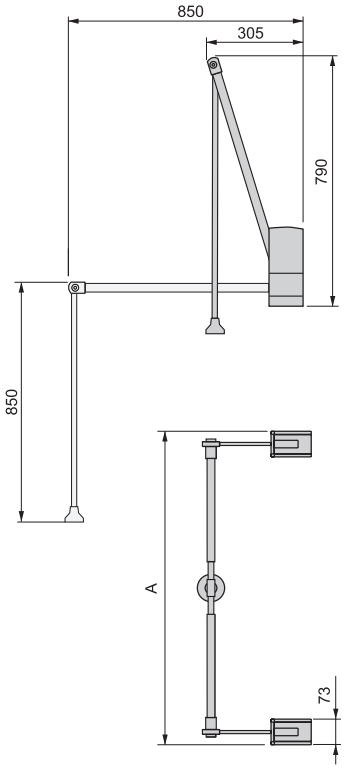

A	Cod.		
600 - 830	**60378**	**11**	1

Acciaio e tecnoplastica
Steel and plastic

SLOW UP
Max. 12 kg

- Montaggio diretto a parete.
- Mounted directly on the wall.

www.emuca.com

Distanziatore 70° Hang

70° spacer Hang

Cod.		
82854	**25**	6

Tecnoplastica / Plastic



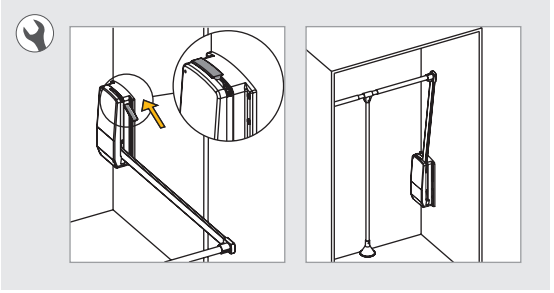

- Permette di montare l'Hang nel fondo dell'armadio.
- Allows Hang to be mounted to the back of the wardrobe.

Spessore Hang per anta scorrevole

Hang lateral spacer

Cod.			
92803	**13**	**25**	2

Tecnoplastica / Plastic



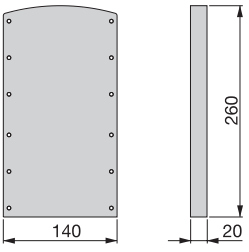

Da utilizzarsi con l'uso di ante con cerniera o scorrevoli che restano interne alla luce del mobile.

To be used with hinged doors or as a spacer for hollow modules.

Piastra Tram

Tram plate

Cod.		
61082	**25**	1

Acciaio e zama
Steel and zamak



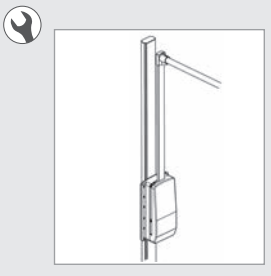



luxe











TUBI E REGGITUBI PER ARMADI
RAILS AND SUPPORTS

Tubo rettangolare Luxe
Luxe rectangular rail

NEW



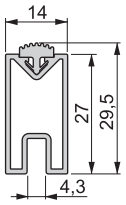

L	Cod.			
4 m	**71007**	**13**	**62**	10
m	**71006**	**13**	**62**	-

Alluminio e tecnoplastica
Aluminium and plastic

Reggitubo laterale
Lateral support

NEW



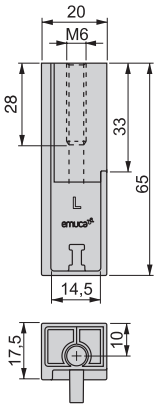

Lato / Hand	Cod.			
Destra / Right	**71001**	**13**	**25**	100
Sinistra / Left	**71000**	**13**	**25**	100

Zama / Zamak

- Vite M6 x 40 inclusa.
- M6 x 40 screw included.

Per la misura della barra aggiungere 10 mm all'interasse di foratura dei reggitubi.

To calculate the measurement of the bar, subtract 10 mm from the inter-axis of the end support.

Reggitubo centrale
Central support

NEW



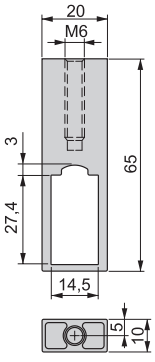

Cod.			
71003	**13**	**25**	100

Zama / Zamak

- Vite M6 x 40 inclusa.
- M6 x 40 screw included.

Reggitubo angolare
NEW

Corner support



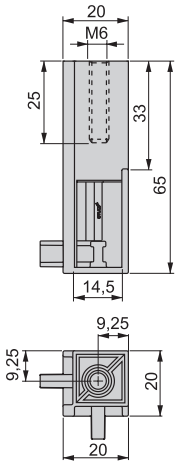

Cod.			
71002	**13**	**25**	100

Zama / Zamak

- Vite M6 x 40 inclusa.
- M6 x 40 screw included.

Reggitubo laterale
NEW

Lateral support



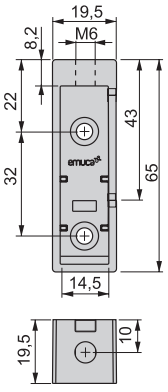

Lato / Hand	Cod.			
Destra / Right	**71005**	**25**	**43**	100
Sinistra / Left	**71004**	**25**	**43**	100

Tecnoplastica / Plastic

- Vite M6 x 30 e M6 x 45 inclusa.
- M6 x 40 and M6 x 45 screws included.

Per calcolare la misura del tubo, togliere 11 mm alla misura del vano.

To calculate the measurement of the rail subtract 11 mm from the internal width.





Tubo alluminio Ø28

Ø28 aluminium rail



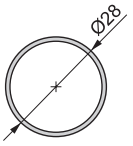

L	Cod.			
2 m	**70142**	**13**	**62**	10
4 m	**70141**	**13**	**62**	10

Alluminio / Aluminium

Reggitubo laterale Ø28

Ø28 lateral support



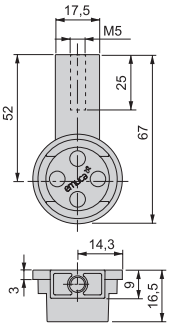

Cod.			
79192	**13**	**25**	200

Zama / Zamak

- Vite M5 x 38 inclusa.
- M5 x 38 screw included.

Per la misura della barra aggiungere 3 mm all'interasse di foratura dei reggitubi.

To calculate the measurement of the bar, subtract 3 mm from the inter-axis of the end support.

Reggitubo centrale Ø28

Ø28 central support



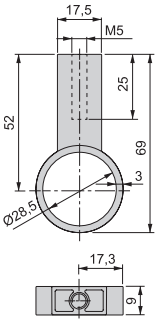

Cod.			
79197	**13**	**25**	200

Zama / Zamak

- Vite M5 x 38 inclusa.
- M5 x 38 screw included.

Reggitubo laterale Ø28

NEW

Ø28 lateral support



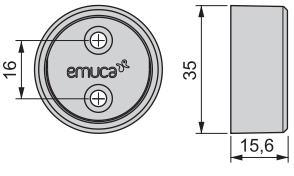

Cod.			
79198	**25**	**43**	200

Zamak y plástico
Zamak e plástico

Per calcolare la misura del tubo, togliere 6 mm alla misura del vano.

To calculate the measurement of the rail subtract 6 mm from the internal width.

Tubi Silk con gomma

Silk rails



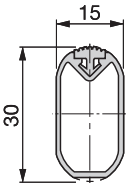

L	Cod.		
2,4 m	**60721**	**62**	10
4 m	**60720**	**62**	10
m	**60722**	**62**	-

Alluminio e tecnoplastica
Aluminium and plastic

- Con gomma in PVC semirigida per evitare lo strisciare della gruccia.
- With semi-hard P.V.C profile to avoid coathanger noise and scratches.

Tubo alluminio

Aluminium rail



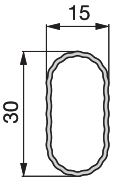

L	Cod.		
2,4 m	**62203**	**62**	10
4 m	**62202**	**62**	10
m	**62191**	**62**	-

Alluminio / Aluminium



Tubo Zen

Zen rail



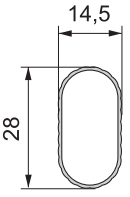

L	Cod.		
4 m	**70130**	**62**	10
m	**70131**	**62**	-

Alluminio / Aluminium

Tubo in acciaio

Steel rail



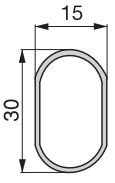

L	Cod.		
2,4 m	**70094**	**11**	10
3 m	**70099**	**11**	10
m	**80342**	**11**	-

Acciaio / Steel

11 | Cromato brillo / Chrome plated
25 | Verniciato alluminio / Silver painted
62 | Anodizzato opaco / Matt anodized

Reggitubo laterale Silk 2

Silk 2 lateral support



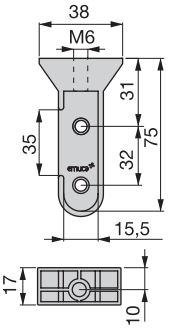

Lato / Hand	Cod.		
Destra / Right	**60029**	**25**	100
Sinistra / Left	**60030**	**25**	100

Tecnoplastica / Plastic

Per calcolare la misura del tubo, togliere 7 mm alla misura del vano.

To calculate the measurement of the rail subtract 7 mm from the internal width.

- Vite M6 x 40 inclusa.
- M6 x 40 screw included.

Reggitubo centrale Silk 2

Silk 2 central support



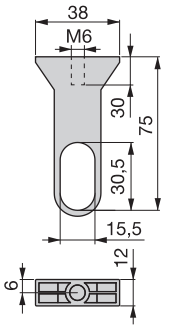

Cod.		
60031	**25**	100

Tecnoplastica / Plastic

- Vite M6 x 40 inclusa.
- M6 x 40 screw included.

Reggitubo angolare Silk 2

Silk 2 corner support



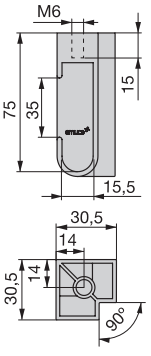

Cod.		
60032	**25**	100

Tecnoplastica / Plastic



- Vite M6 x 40 inclusa.
- M6 x 40 screw included.

Reggitubo mini

Support



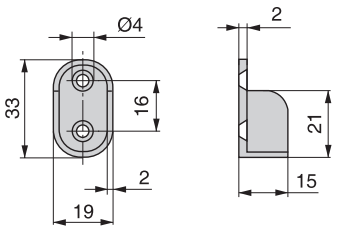

Cod.		
90168	**07**	**25**	500

Zama / Zamak

Reggitubo mini Ø8

Direct-mounted support

Cod.		
90167	**07**	500

Zama / Zamak



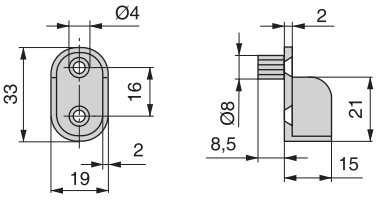

Reggitubo

Support

Cod.		
40070	**07**	500

Acciaio / Steel



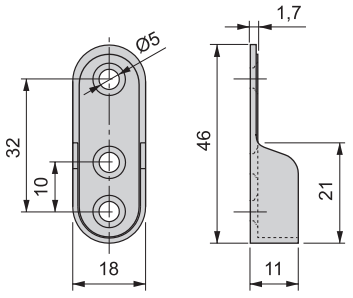

Reggitubo

Support

Cod.		
90723	**07**	500

Zama / Zamak



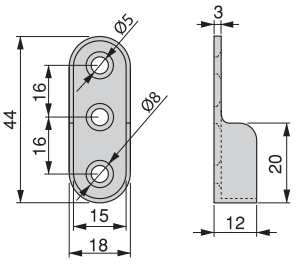

Reggitubo a cielo

Lateral support

Cod.			
60474	**07**	**25**	200

Zama / Zamak



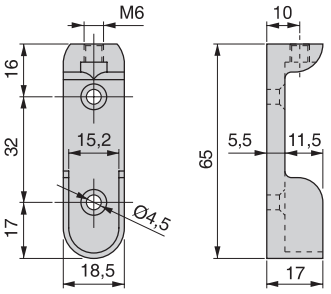

Reggitubo a cielo
NEW

Lateral support



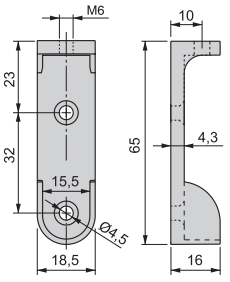

Cod.			
71468	**07**	**25**	250

Zama / Zamak

Reggitubo a cielo

Lateral support



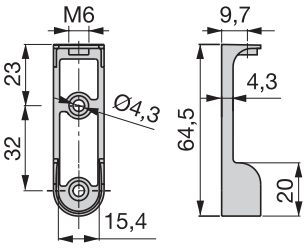

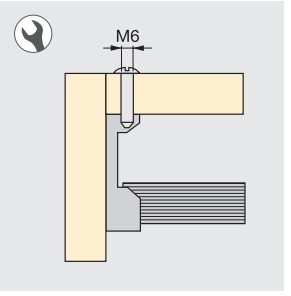

Cod.			
80469	**07**	**25**	250

Zama / Zamak

Reggitubo centrale T

T central support



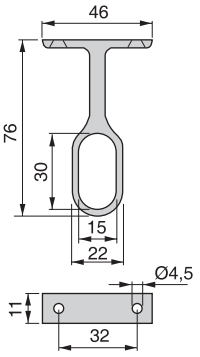

Cod.			
60026	**07**	**25**	300

Zama / Zamak

Reggitubo centrale

Central support



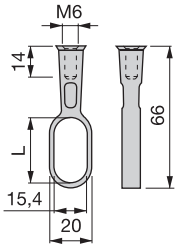

L	Cod.		
30	**81203**	**25**	500

Zama / Zamak

Base per reggitubo centrale

Base for central support



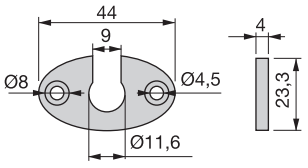

Cod.			
81204	**25**	500	

Zama / Zamak

moka

















www.emuca.com

ACCESSORI MOKA
ACCESSORIES MOKA

Telaio Moka con guide
Moka frame with runners





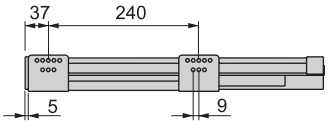

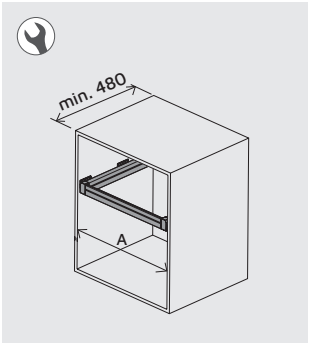

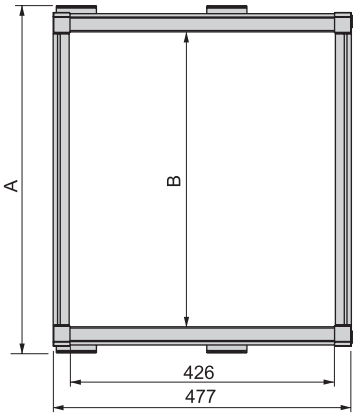

A	B	Cod.		
564 - 614	484 - 534	**69300**	**13**	1
614 - 664	534 - 584	**69299**	**13**	1
664 - 714	584 - 634	**69301**	**13**	1
714 - 764	634 - 684	**69306**	**13**	1
764 - 814	684 - 734	**69302**	**13**	1
814 - 864	734 - 784	**69307**	**13**	1
864 - 914	784 - 834	**69303**	**13**	1
914 - 964	834 - 884	**69308**	**13**	1
964 - 1.014	884 - 934	**69304**	**13**	1
1.014 - 1.064	934 - 984	**69309**	**13**	1
1.064 - 1.114	984 - 1.034	**69305**	**13**	1

Alluminio e tecnoplastica / Aluminium and plastic





- Include agganci per montaggio frontalino.
- Includes connecting pieces for drawer fronts.

Cassetto in filo
Wire drawer



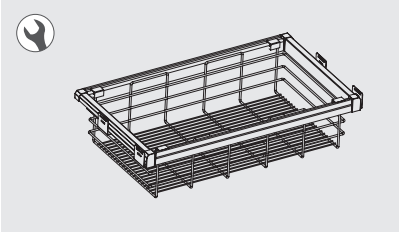

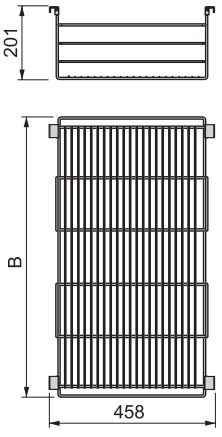

B	Cod.		
475	**69330**	**13**	2
675	**69331**	**13**	2
775	**69332**	**13**	2

Acciaio / Steel

www.emuca.com

13 | Verniciato moka
Moka painted

Cassetto metallico
Metallic drawer



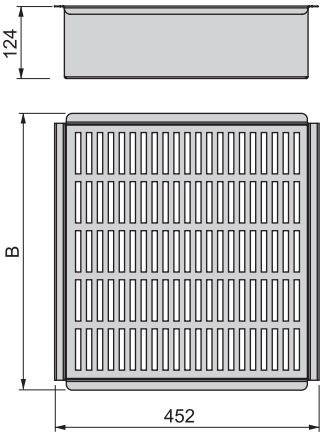

B	Cod.		
475	**69320**	**13**	1
675	**69321**	**13**	1
775	**69322**	**13**	1

Acciaio / Steel

Porta scarpe
Shoe drawer



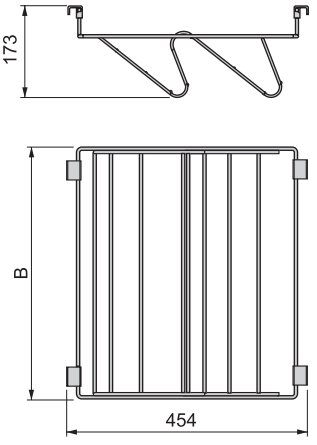

B	Cod.		
475	**69370**	**13**	2
675	**69371**	**13**	2
775	**69372**	**13**	2

Acciaio / Steel

Cassetto organizzatore
Organizer drawer



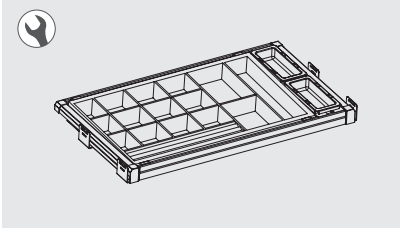

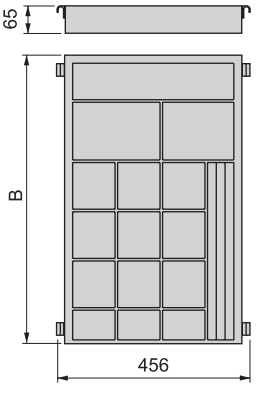

B	Cod.		
483	**69310**	**75**	1
683	**69311**	**75**	1
783	**69312**	**75**	1

Legno e vari
Wood and various

Cassetto di legno

Wooden tray with lid



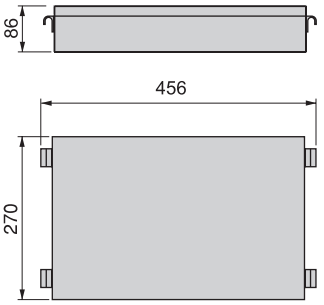

Cod.		
69350	**49**	1

Legno e vari
Wood and various



Cesta per la biancheria

Basket



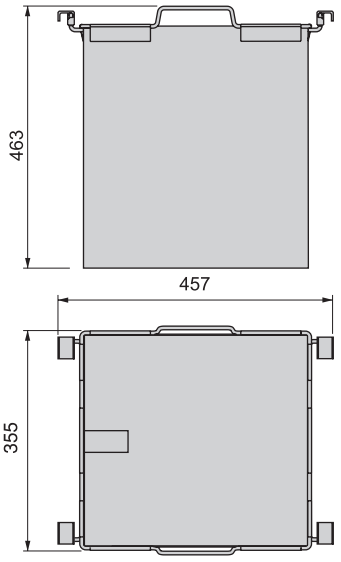

Cod.		
69342	**13**	1

Acciao e tela
Steel and fabric

Set of distanziali (frontale e schiena)

Spacers kit (front and back)



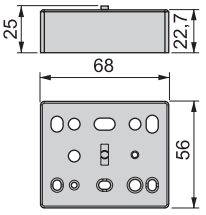

Cod.		
69399	**43**	1

Tecnoplastica / Plastic

Da utilizzarsi con l'uso di ante con cerniera o scorrevoli che restano interne alla luce del mobile.

To be used with hinged doors or as a spacer for hollow modules.

- Vite reccomandata Ø4x40.
- Recommended screw Ø4x40.

Vaschetta ausiliare

Auxiliary tray



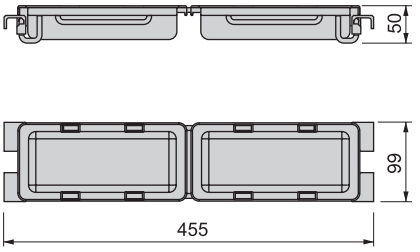

Cod.		
69396	**13**	1

Alluminio e tecnoplastica
Aluminium and plastic

Set di 7 aste anta pantaloni

Set of 7 trousers rods



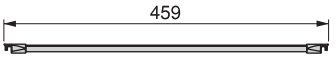

Cod.		
69340	**13**	1

Alluminio e tecnoplastica
Aluminium and plastic

Pinze appendiabiti

Hanging clip



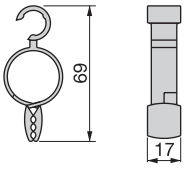

Cod.		
69341	**43**	10

Tecnoplastica / Plastic







13 | Verniciato moka
Moka painted

43 | Plastica moka
Moka plastic

Portascarpe con telaio

Shoe rack with frame



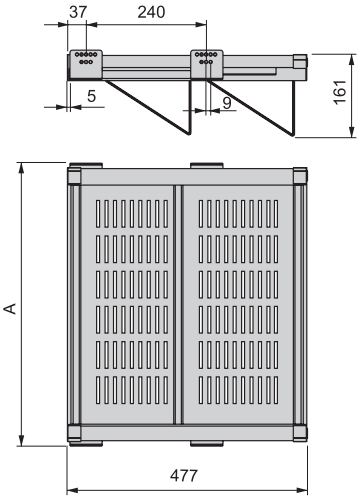

A	Cod.		
564 - 594	**69360**	**13**	1
764 - 794	**69361**	**13**	1
864 - 894	**69362**	**13**	1

Acciaio / Steel

Include telaio con guide.
Includes frame with guides.

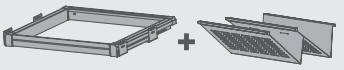

Appendiabiti estraibile

Pull-out hanging rail



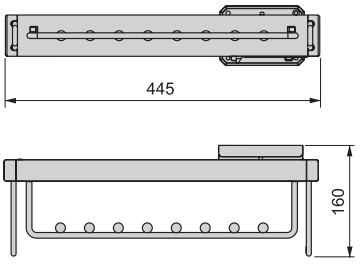

Cod.		
69387	**13**	1

Alluminio e tecnoplastica
Aluminium and plastic

Porta cravatte laterale estraibile

Lateral pull-out tie rack



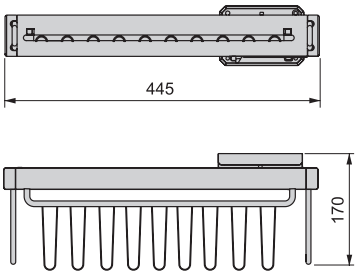

Cod.		
69388	**13**	1

Alluminio e tecnoplastica
Aluminium and plastic

- Fissaggio su ambo i lati
- Fastening on both sides







Guida occulta ad estrazione totale.
Full extension concealed runners.

Porta pantaloni extraibile

Pull-out trouser rack



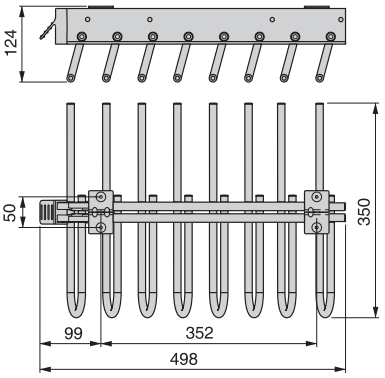

Lato / Hand	Cod.		
Sinistra / Left	**69128**	**13**	1
Destra / Right	**69234**	**13**	1

Acciaio e tecnoplastica
Steel and plastic



- Guide da 450 mm estrazione totale.
- Incorpora una maniglia per facilitare l'estrazione.
- Include viti di montaggio.
- Dispone di anellini in gomma antiscivolo.

- 450 mm full extension slides.
- Includes handle for easy extension.
- Includes screws for mounting.
- Includes anti-slip rubbers.

Porta scarpe laterale estraibile

Lateral pull-out shoe rack



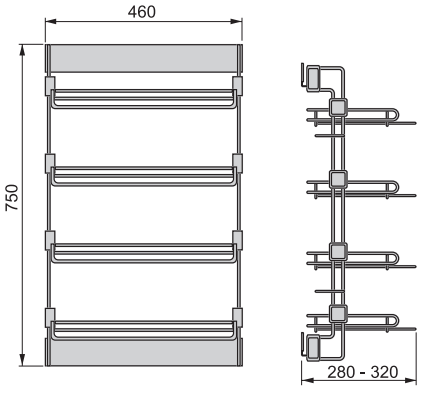

Lato / Hand	Cod.		
Sinistra / Left	**69384**	**13**	1
Destra / Right	**69385**	**13**	1

Acciaio e tecnoplastica
Steel and plastic

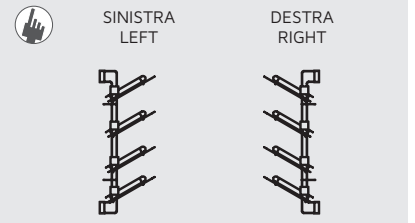

SLOW

Specchio estraibile

Pull-out mirror



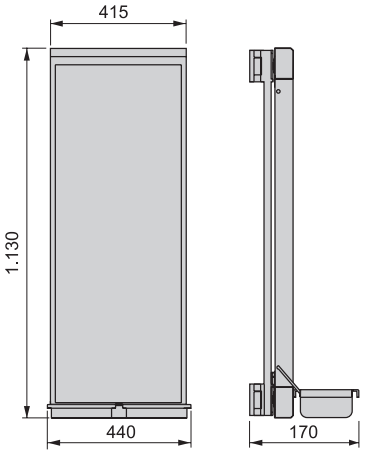



Cod.		
69386	**13**	1

Acciaio e tecnoplastica
Steel and plastic

SLOW

13 | Verniciato moka
Moka painted

Guida occulta ad estrazione totale.
Full extension concealed runners.

keeper

















ACCESSORI KEEPER
KEEPER ACCESSORIES

Guide
Slides



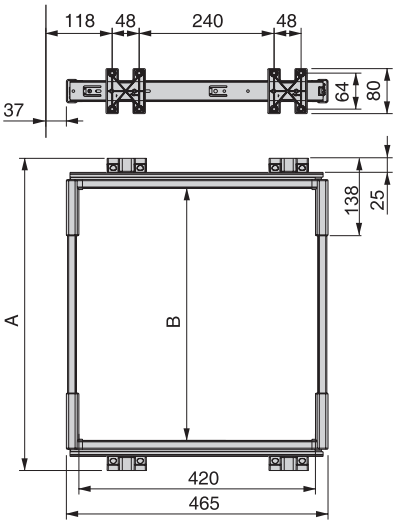

A	B	Cod.		
555 - 710	448 - 609	**79133**	**62**	1
710 - 855	603 - 758	**79134**	**62**	1
855 - 1.000	748 - 893	**79135**	**62**	1
1.000 - 1.150	893 - 1.043	**79136**	**62**	1

Alluminio e tecnoplastica / Aluminium and plastic

Cassetto metallico
Metallic drawer



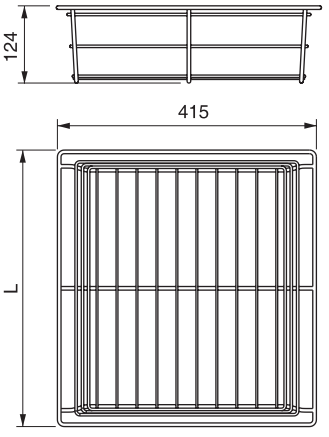

L	Cod.		
443	**79130**	**25**	2
593	**79193**	**25**	2
743	**79194**	**25**	2

Acciaio / Steel

Porta scarpe ausiliare
Auxiliary shoe rack

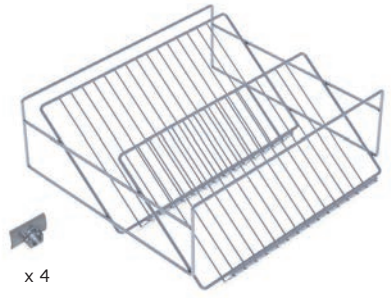

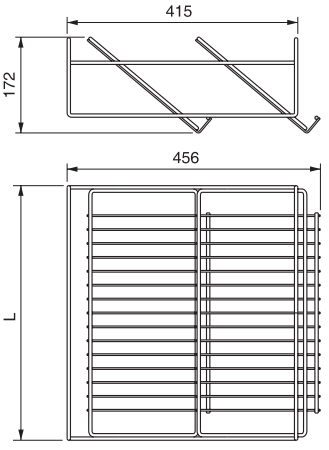

L	Cod.		
458	**79141**	**25**	2
608	**79195**	**25**	2
758	**79196**	**25**	2

Acciaio / Steel

20 | Transparente / non classificata / Transparent / not defined
21 | Plastica grigia / Grey plastic
25 | Verniciato alluminio / Silver painted
62 | Anodizzato opaco / Matt anodized

Porta scarpe ausiliare

Auxiliary shoe rack



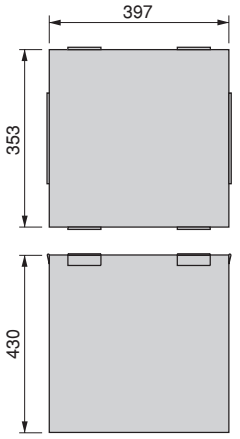

Cod.		
79143	**25**	1

Acciao e tela
Steel and fabric

Vaschetta

Tray



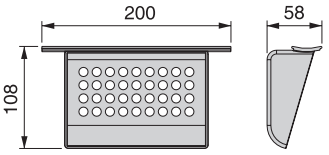

Cod.		
79132	**20**	2

Tecnoplastica / Plastic

Set di aste per anta pantaloni

Trouser hanging rack set



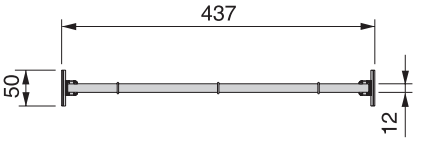

Cod.		
79131	**62**	1

Alluminio e tecnoplastica
Aluminium and plastic

Pinza appendiabiti

Hanging clip



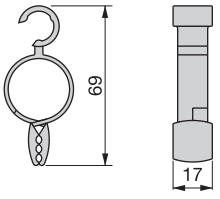

Cod.		
69153	**21**	10

Tecnoplastica / Plastic

Gancio per anta cravatte

Hook for tie rack



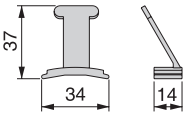

Cod.		
79142	**25**	15

Tecnoplastica / Plastic

Porta scarpe laterale estraibile

Lateral pull-out shoe rack



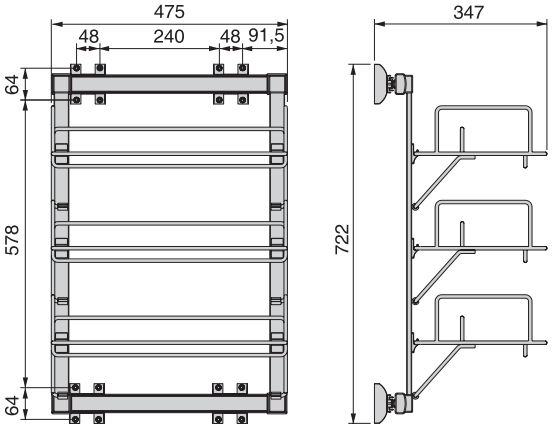

Cod.		
79137	**25**	1

Acciaio e tecnoplastica
Steel and plastic

Porta cravatte laterale estraibile

Lateral pull-out tie rack



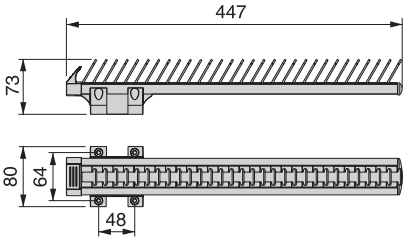

Cod.		
79138	**62**	1

Alluminio e tecnoplastica
Aluminium and plastic

Porta cinture estraibile

Pull-out belt rack



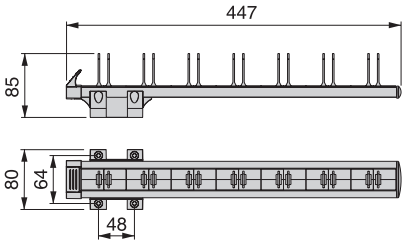

Cod.		
79139	**62**	1

Alluminio e tecnoplastica
Aluminium and plastic

Set di distanziali per accessori estraibili

Set of pull-outs spacers



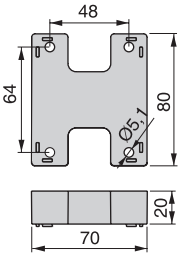

Cod.		
79140	**25**	1

Tecnoplastica / Plastic

Da utilizzarsi con l'uso di ante con cerniera o scorrevoli che restano interne alla luce del mobile.

To be used with hinged doors or as a spacer for hollow modules.

Porta pantaloni extraibile

Pull-out trouser rack



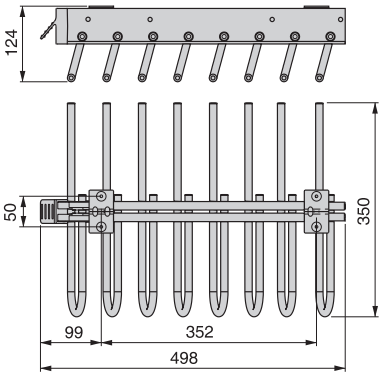

Lato / Hand	Cod.		
Sinistra / Left	**69128**	**25**	1
Destra / Right	**69234**	**25**	1

Acciaio e tecnoplastica
Steel and plastic

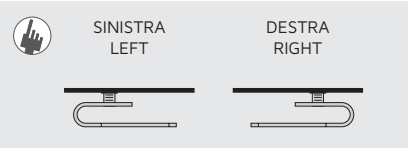

- Guide da 450 mm estrazione totale.
- Incorpora una maniglia per facilitare l'estrazione.
- Include viti di montaggio.
- Dispone di anellini in gomma antiscivolo.

- 450 mm full extension slides.
- Includes handle for easy extension.
- Includes screws for mounting.
- Includes anti-slip rubbers.

Appendiabiti estraibile

Pull-out hanging rail



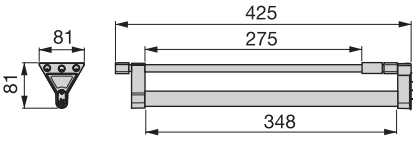

Cod.		
69163	**62**	1

Alluminio / Aluminium

Appendiabiti estraibile

Pull-out hanging rail



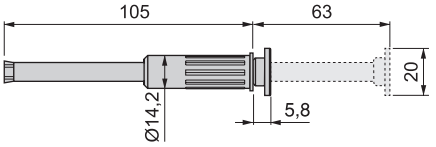

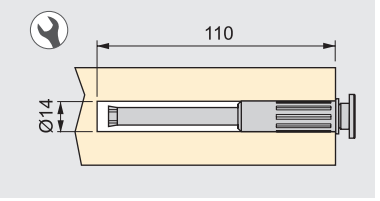

Cod.		
79106	**11**	1

Acciaio / Steel



Guide per specchio estraibile

Slides for pull-out mirror



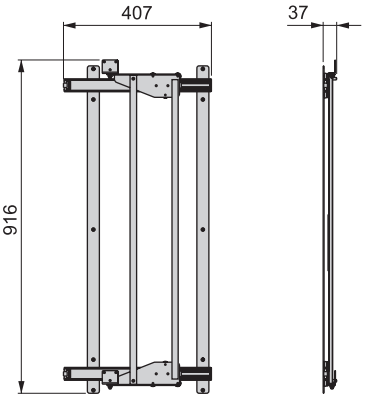

Cod.		
70106	**25**	1

Acciaio / Steel

Max. 8 kg

- Estrazione dello specchio mediante guide a sfera.
- Profondità minima del modulo 410mm.
- Completo di viti per il montaggio.
- Specchio escluso.

- Extraction with ball bearing runners.
- Minimum depth of cabinet 410mm.
- Supplied with screws to be mounted.
- Mirror not included.

Specchio Plus 15 per guida estraibile

Plus 15 mirror for pull-out slides



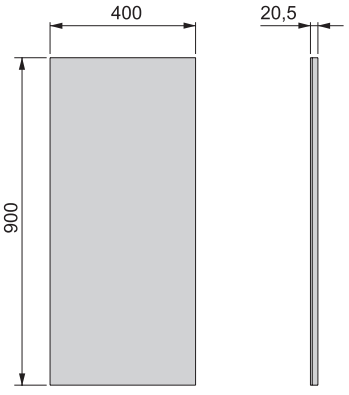

Cod.		
70107	**62**	1

Alluminio e vetro
Aluminium and glass

- Include viti di montaggio.
- Profilo Plus 15.

- Includes screws for mounting.
- Plus 15 profile.



self













ACCESSORI SELF
SELF ACCESSORIES

Porta pantaloni extraibile
Pull-out trouser rack

Cod.		
70178	**11**	1

Acciaio / Steel



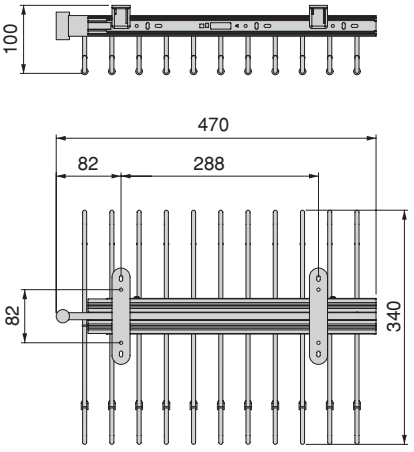

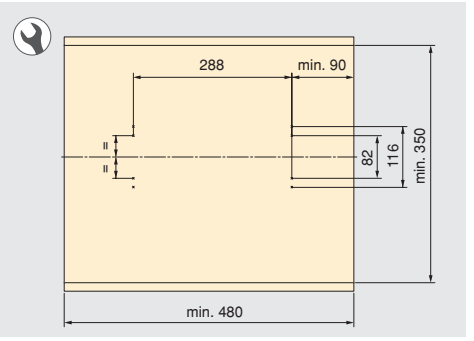

- Guide di estrazione totale.
- Dispone di anellini in gomma antiscivolo.

- Full extension slides.
- Includes anti-slip rubbers.

Porta pantaloni estraibile
Pull-out trousers rack

Cod.		
62111	**25**	1

Acciaio e tecnoplastica
Steel and plastic



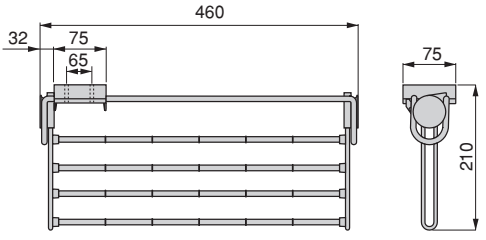

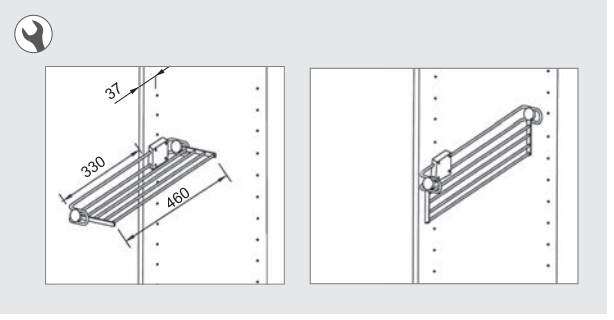

Porta scarpe
Shoe rack

Cod.		
62112	**25**	1

Acciaio e tecnoplastica
Steel and plastic



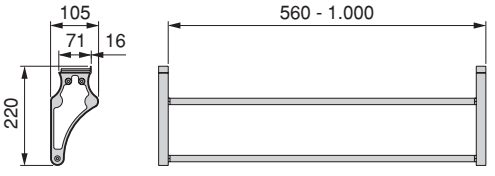

11 | Cromato brillo / Chrome plated
25 | Verniciato alluminio / Silver painted
62 | Anodizzato opaco / Matt anodized

Lateral pull-out tie and belt rack

800 pull-out hanging rail



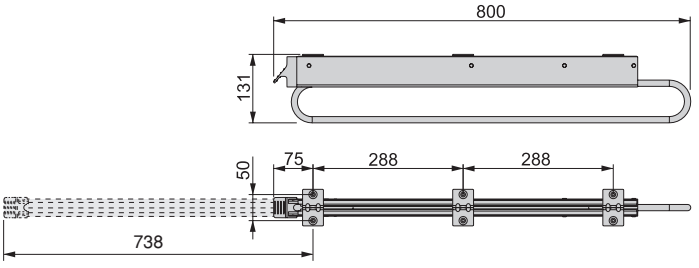

Cod.		
70057	**25**	1

Acciaio e tecnoplastica
Steel and plastic

Porta cravatte e anta cinture laterale estraibile

Lateral pull-out tie and belt rack



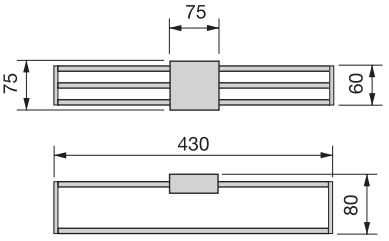

Cod.		
62110	**25**	10

Acciaio e tecnoplastica
Steel and plastic

Appendiabiti estraibile

Pull-out hanging rail



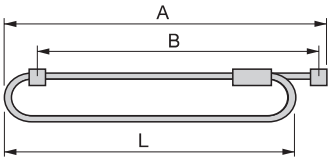

A	B	L	Cod.		
335	302	300	**62109**	**25**	10
385	352	350	**62108**	**25**	10
435	402	400	**62107**	**25**	10
485	452	450	**62106**	**25**	10

Acciaio e tecnoplastica / Steel and plastic

7.2
35/48

PROFILI E ACCESSORI PER ANTE IN LEGNO

7.37 Informazione
7.39 Profili maniglia-raddrizza-ante Adige
7.40 Profili maniglia-raddrizza-ante Brenta
7.41 Profili maniglia-raddrizza-ante Free Face
7.43 Profili maniglia-raddrizza-ante Free Rapid
7.44 Profili maniglia-raddrizza-ante Rhodes
7.44 Profili maniglia-raddrizza-ante Sparta
7.45 Profili maniglia-raddrizza-ante Styl
7.45 Parapolveri per ante scorrevoli
7.46 Profili per ante Face
7.47 Tendiante

PROFILES AND ACCESSORIES FOR WOODEN DOORS

7.37 Information
7.39 Adige handle profiles
7.40 Brenta handle profiles
7.41 Free Face handle profiles
7.43 Free Rapid handle profiles
7.44 Rhodes handle profiles
7.44 Sparta handle profiles
7.45 Styl handle profiles
7.45 Dust excluder strips for sliding doors
7.46 Face edging profiles
7.47 Door truss





INFORMAZIONI / INFORMATION

PROFILI / PROFILES		FINITURA FINISHING	SPESSORE PANELLO BOARD THICKNESS		MATERIALE MATERIAL
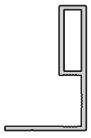 **ADIGE**	Profilo verticale Vertical profile Profilo maniglia Handle profile Profilo maniglia-spalla Handle cover profile	**62**		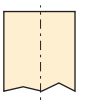	Alluminio Aluminium
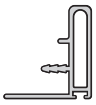 **BRENTA**	Profilo verticale Vertical profile Profilo maniglia Handle profile Profilo maniglia-spalla Handle cover profile	**62**		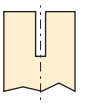	Alluminio Aluminium
 **FREE FACE**	Profilo verticale Vertical profile Profilo maniglia Handle profile Profilo maniglia-spalla Handle cover profile	**62**		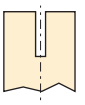	Alluminio Aluminium
 **FREE FACE 2**	Profilo verticale Vertical profile Profilo maniglia Handle profile	**62**		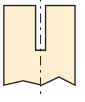	Alluminio Aluminium
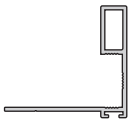 **FREE RAPID**	Profilo verticale Vertical profile Profilo maniglia Handle profile	**62**		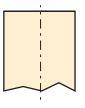	Alluminio Aluminium
 **RODAS**	Profilo maniglia Handle profile	**62**		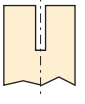	Alluminio Aluminium
 **SPARTA**	Profilo maniglia Handle profile	**62**		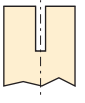	Alluminio Aluminium
 **STYL**	Profilo maniglia Handle profile Profilo verticale Vertical profile	**25**		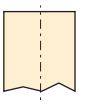	Acciaio Steel

INFORMAZIONI / INFORMATION

		SPACE +				NECO CON REGOLAZIONE ADJUSTABLE		NECO SENZA REGOLAZIONE UNADJUSTABLE		SUPERECO
	Spessori Board	23	30	35	50	23	30	21	23	19
ADIGE		✓	✓	-	-	✓	✓	✗	✓	✗
		✓	✓	-	-	✓	✓	✗	✓	✗
		✓	✗	✗	✗	✓	✗	✓	✓	✗
BRENTA		✓	✓	-	-	✓	✓	✗	✓	✗
		✓	✓	-	-	✓	✓	✗	✓	✗
		✗	✓	✗	✗	✓	✗	✗	✗	✗
FREE FACE		✗	✓*	-	-	✓	✓	✗	✗	✗
		✗	✓*	-	-	✗	✗	✗	✗	✗
		✗	✓*	✗	✗	✗	✗	✗	✗	✗
FREE FACE 2		✓	✓	-	-	✓	✓	✗	✓	✗
		✓	✓	-	-	✓	✓	✗	✓	✗
FREE RAPID		✗	✓*	-	-	✗	✗	✗	✗	✗
		✗	✓*	-	-	✗	✗	✗	✗	✗
		✗	✓*	✗	✗	✗	✗	✗	✗	✗
RHODES		✓	-	-	-	✓	-	✓	✓	✗
SPARTA		✓	-	-	-	✓	-	✗	✓	✗
STYL		✓	-	-	-	✓	-	✓	✓	✓
		✓	-	-	-	✓	-	✓	✓	✓
FREE		✗	✓	-	-	✗	✗	✗	✗	✗

✓ | Compatibile / Compatible

✓* | Utilizzare con distanziale adesivo 4000820 / Use with adhesive spacer 4000820

✗ | Non compatibile / Not compatible

\- | Non raccomandato / Not recommended

PROFILI MANIGLIA-RADDRIZZA-ANTE ADIGE
ADIGE HANDLE PROFILES

18mm

Profilo verticale Adige
Adige vertical profile

L	Cod.		
2,8 m	**70134**	**62**	10

Alluminio / Aluminium



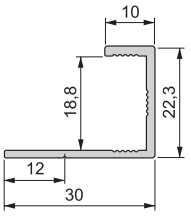

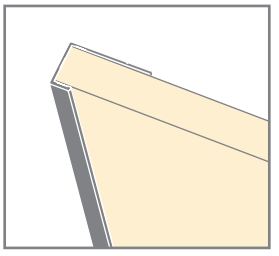

Profilo maniglia Adige
Adige handle profile

L	Cod.		
2,8 m	**70132**	**62**	10

Alluminio / Aluminium



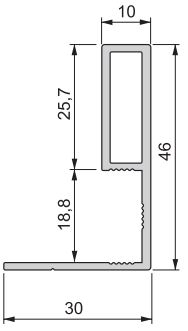

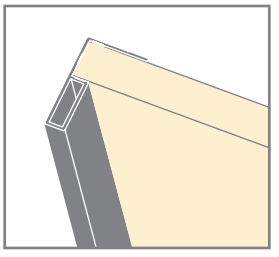

Profilo maniglia-spalla Adige
Adige handle cover profile

L	Cod.		
2,8 m	**70133**	**62**	10

Alluminio / Aluminium



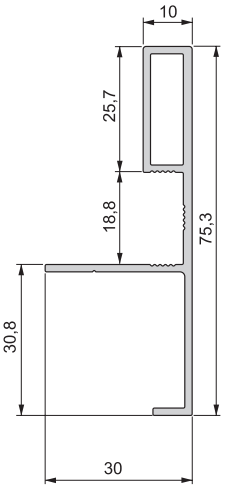

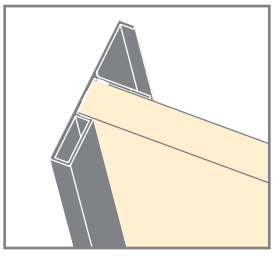

MISURE TAGLIO PANNELLO
Sottrarre 4mm dalla larghezza della anta.

HOW TO CUT THE CHIPBOARD
Subtract 4mm from the width of the door.

PROFILI MANIGLIA-RADDRIZZA-ANTE BRENTA
BRENTA HANDLE PROFILES

18mm

Profilo verticale Brenta
Brenta vertical profile

L	Cod.		
2,8 m	**70137**	**62**	10

Alluminio / Aluminium



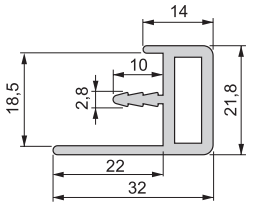

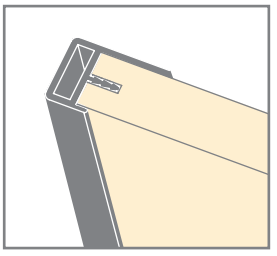

Profilo maniglia Brenta
Brenta handle profile

L	Cod.		
2,8 m	**70135**	**62**	10

Alluminio / Aluminium



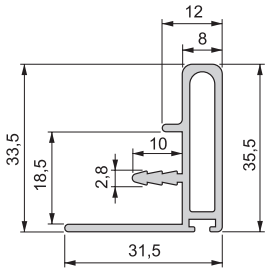

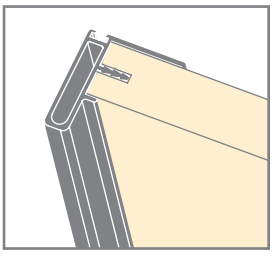

Profilo maniglia-spalla Brenta
Brenta handle cover profile

L	Cod.		
2,8 m	**70136**	**62**	10

Alluminio / Aluminium



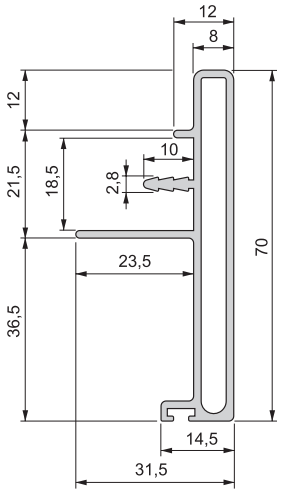

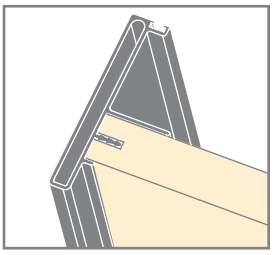

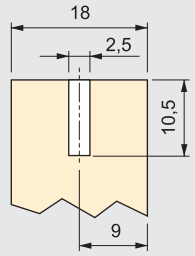

Per calcolare la misura di taglio del pannello togliere 18mm alla larghezza della anta.

To calculate the measure to cut the board reduce 18mm to the width of door.

Non utilizzabile con profili parapolvere Cod.90451 21, 90342 21 e 90341 21.

Not valid for dustguards profiles Cod. 9045121, 90342 21 and 90341 21.

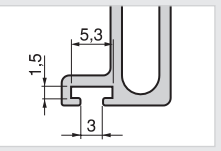

m | Per taglio a misura
Cut to measure

PROFILI MANIGLIA-RADDRIZZA-ANTE FREE FACE
FREE FACE HANDLE PROFILES

19-20mm

Profilo verticale Free Face
Free Face vertical profile



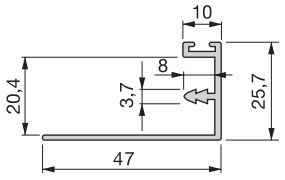

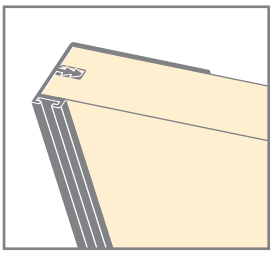

L	Cod.		
2,6 m	**60012**	**62**	10
3 m	**58727**	**62**	10

Alluminio / Aluminium

Per sistema scorrevole Space+ utilizzare Cod. 4000820.

For Space+ system use with Cod. 4000820.

Profilo maniglia Free Face
Free Face handle profile



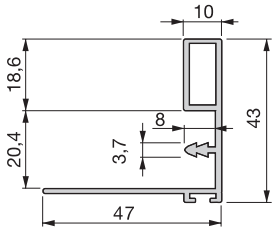

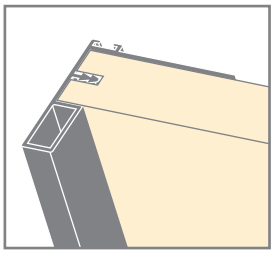

L	Cod.		
2,6 m	**60013**	**62**	10
3 m	**58728**	**62**	10

Alluminio / Aluminium

Profilo maniglia-spalla Free Face
Free Face handle cover profile



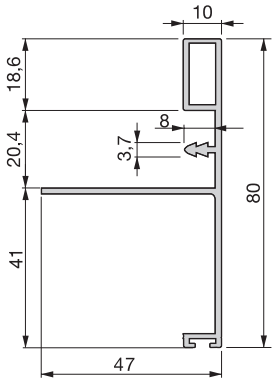

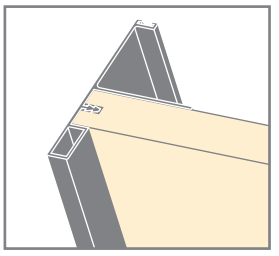

L	Cod.		
2,6 m	**60014**	**62**	5
3 m	**58729**	**62**	5

Alluminio / Aluminium

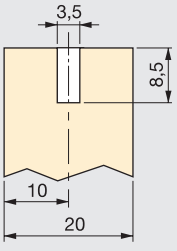

Per calcolare la misura di taglio del pannello togliere 4mm alla larghezza della anta.

To calculate the measure to cut the board reduce 4mm to the width of door.

Permette l'utilizzo dei profili parapolvere Cod. 90451 21, 90342 21 e 90341 21.

Allows the use of dustguards profiles Cod. 90451 21, 90342 21 and 90341 21.



Profilo verticale Free Face 2

Free Face 2 vertical profile

	Cod.		
2,6 m	**61471**	**62**	10

Alluminio / Aluminium



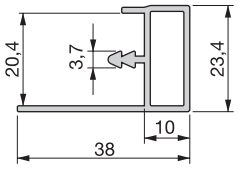

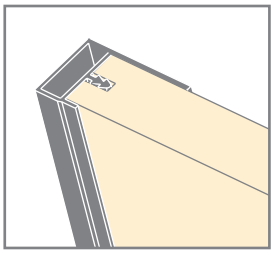

Profilo maniglia Free Face 2

Free Face 2 handle porfile

	Cod.		
2,6 m	**61473**	**62**	10

Alluminio / Aluminium



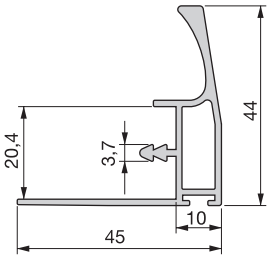

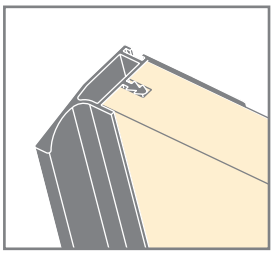

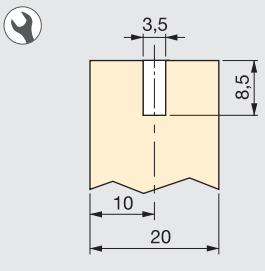

Per calcolare la misura di taglio del pannello togliere 20mm alla larghezza della anta.

To calculate the measure to cut the board reduce 20mm to the width of door.

Permette l'utilizzo dei profili parapolvere Cod. 90451 21, 90342 21 e 90341 21.

Permite a utilização com os perfis guarda pós Cod. 90451 21, 90342 21 e 90341 21.



PROFILI MANIGLIA-RADDRIZZA-ANTE FREE RAPID
FREE RAPID HANDLE PROFILES

19-20mm

Profilo verticale Free Rapid
Free Rapid vertical profile



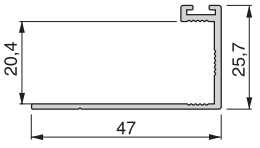

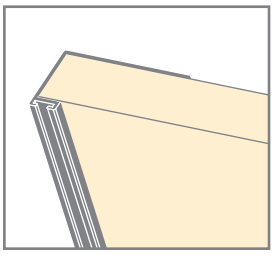

L	Cod.		
2,6 m	**70077**	**62**	10
m	**70076**	**62**	-

Alluminio / Aluminium

Per sistema scorrevole Space+ utilizzare Cod. 4000820.

For Space+ system use with Cod. 4000820.

Profilo maniglia Free Rapid
Free Rapid handle profile



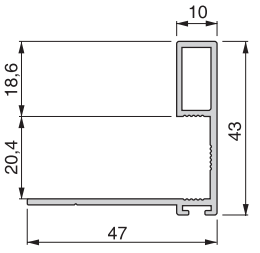

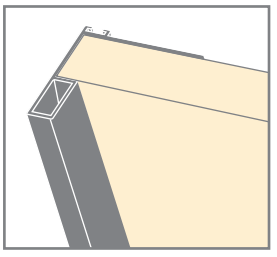

L	Cod.		
2,6 m	**70081**	**62**	10
m	**70080**	**62**	-

Alluminio / Aluminium

Profilo maniglia-spalla Free Rapid
Free Rapid handle cover profile



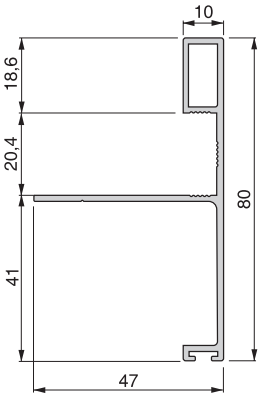

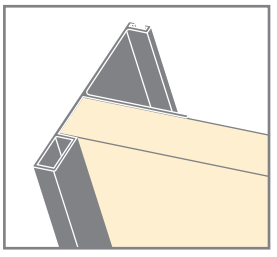

L	Cod.		
2,6 m	**70085**	**62**	5
m	**70084**	**62**	-

Alluminio / Aluminium

Per calcolare la misura di taglio del pannello togliere 4mm alla larghezza della anta.

To calculate the measure to cut the board reduce 4mm to the width of door.

Permette l'utilizzo dei profili parapolvere Cod. 90451 21, 90342 21 e 90341 21.

Allows the use of dustguards profiles Cod. 90451 21, 90342 21 and 90341 21.



PROFILI MANIGLIA-RADDRIZZA-ANTE RHODES
RHODES HANDLE PROFILES

19-20mm

Rhodes
Rhodes



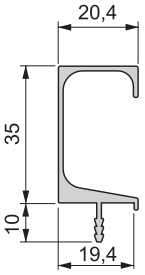

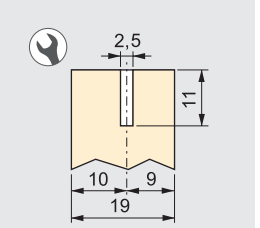

L	Cod.		
3 m	**92966**	**62**	10

Alluminio / Aluminium

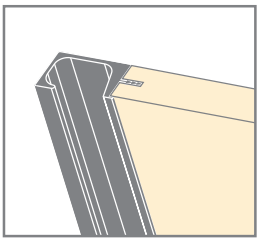

PROFILI MANIGLIA-RADDRIZZA-ANTE SPARTA
SPARTA HANDLE PROFILES

22 mm

Sparta
Sparta



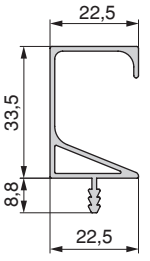

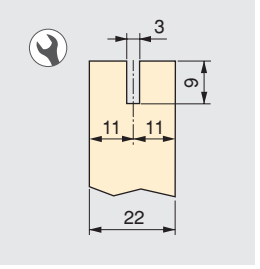

L	Cod.		
2,8 m	**92910**	**62**	10

Alluminio / Aluminium

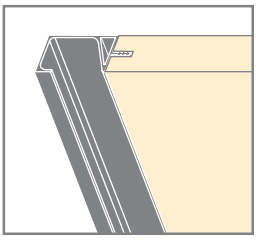

Tappi chiusura Sparta
Sparta covers



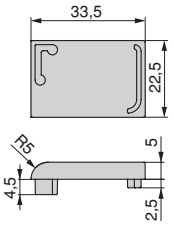

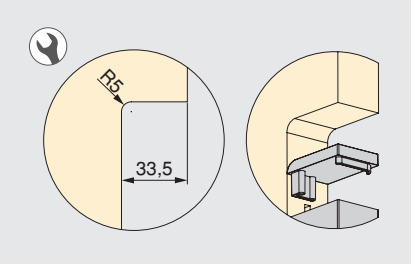

Cod.		
92911	**25**	10

Tecnoplastica / Plastic





PROFILI MANIGLIA-RADDRIZZA-ANTE STYL

STYL HANDLE PROFILES

16mm

- Dedicati all'utilizzo con il sistema scorrevole Space + (23mm), Neco, Supereco e Glider 2/3.
- Dispongono di fori Ø 6,5 per il fissaggio al pannello ogni 320 mm.
- Rivestiti con film di protezione.
- Richiedere condizioni. per spessore 18 e 19 mm.

- Designed to be used with the Space+ (23mm), Neco, Supereco and Glider 2/3.
- Holes every 320 mm for its attachment to the panel.
- Includes protector film.
- Consult conditions for thickess 18 and 19mm.

Profili maniglia Styl

Perfil puxador Styl



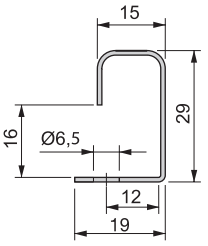

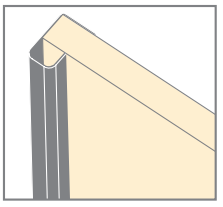

L	Cod.		
2,355 m	**70161**	**25**	10
m	**70160**	**25**	-

Acciaio / Steel

Profilo verticale U Styl

Perfil endireitador U Styl



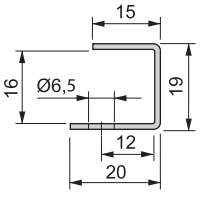

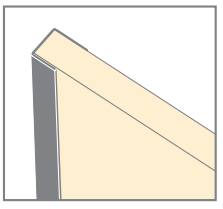

L	Cod.		
2,355 m	**70163**	**25**	10
m	**70162**	**25**	-

Acciaio / Steel

MISURE TAGLIO PANNELLO
Sottrarre 2mm dalla larghezza della anta.

HOW TO CUT THE CHIPBOARD
Subtract 2mm from the width of the door.

PARAPOLVERI PER ANTE SCORREVOLI

DUST EXCLUDER STRIPS FOR SLIDING DOORS

Parapolvere senza adesivo

Dust excluder strip without adhesive



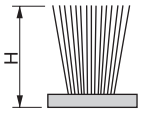

L	H	Cod.		
375 m	5	**90451**	**21**	1
225 m	7	**90342**	**21**	1
175 m	9	**90341**	**21**	1

Tecnoplastica / Plastic

Parapolvere con adesivo

Dust excluder strip with adhesive



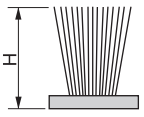

L	H	Cod.		
400 m	7	**91299**	**21**	1
300 m	9	**90343**	**21**	1
125 m	17	**90540**	**21**	1

Tecnoplastica / Plastic

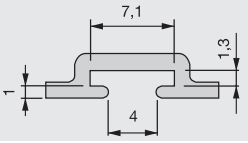

Foratura raccomandata per il montaggio del parapolvere.

Recommended hole for mounting the dust excluder.

PROFILI PER ANTE FACE
FACE EDGING PROFILES

Face 2
Face 2



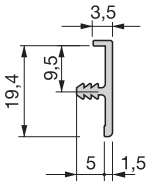

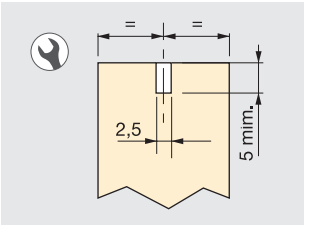

L		Cod.		
3,2 m	19	**62252**	**62**	25

Alluminio / Aluminium

Face 3
Face 3



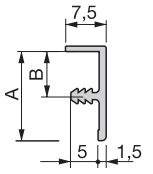

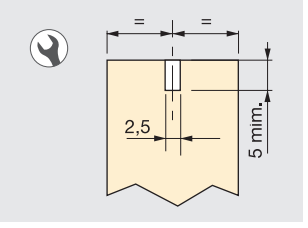

L	A	B		Cod.		
3,2 m	17,4	8	16	**62251**	**62**	25
3,2 m	19,4	9,5	19	**62253**	**62**	25

Alluminio / Aluminium

Face 4
Face 4



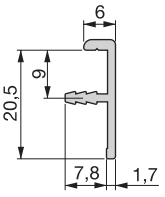

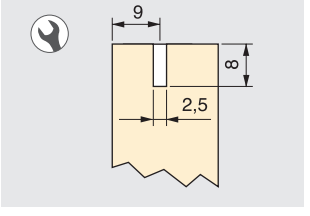

L		Cod.		
3,2 m	19	**61118**	**62**	25

Alluminio / Aluminium

Face H
Face H



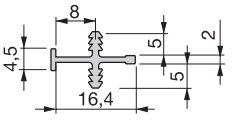

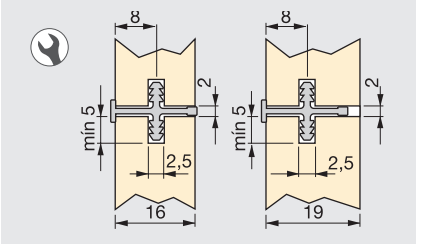

L	Cod.		
4 m	**62331**	**62**	20

Alluminio / Aluminium

- Può essere utilizzato per simulare un traverso di una anta o come divisione.

- May be used to simulate the crosspiece of a door or a division in a panneling system.

Face T
Face T



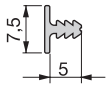

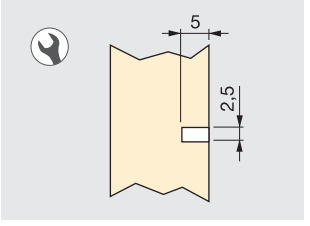

L	Cod.		
3,2 m	**62418**	**62**	25

Alluminio / Aluminium

TENDIANTE PER ANTE
DOOR TRUSS

Tendi ante Even
NEW

Even door truss



L	M	Cod.		
1.970	1.920	**70896**	**62**	25
2.290	2.240	**70897**	**62**	25

Acciaio, alluminio e tecnoplastica
Steel, aluminium and plastic

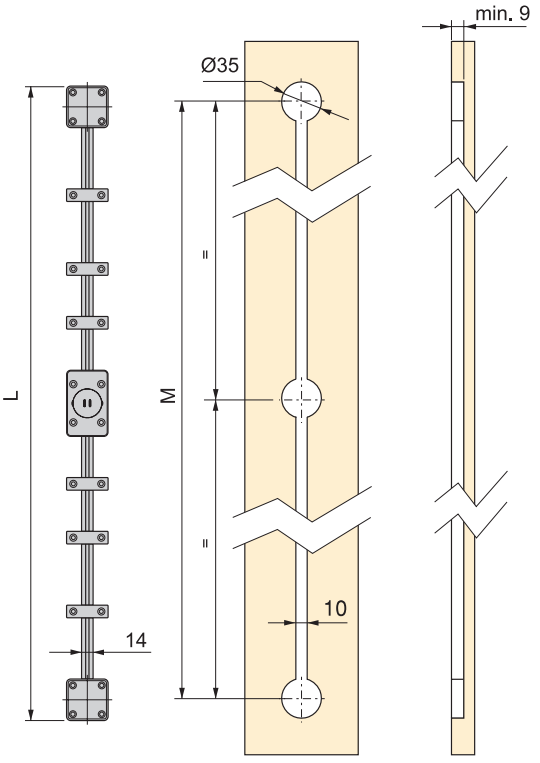

Si raccomanda l'utilizzo di 2 raddrizzante per ogni anta.

For the assembly, we recommend to use 2 truss per door.

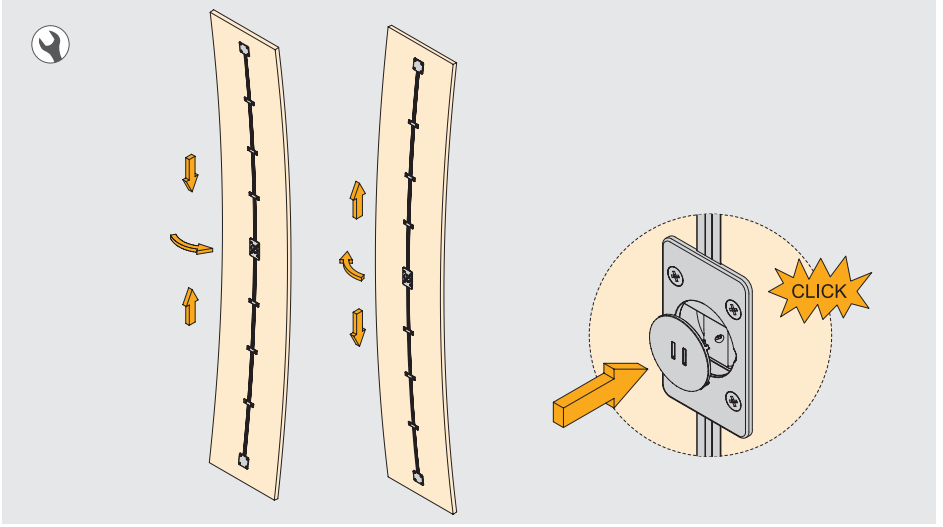

www.emuca.com

21 | Plastica grigia / Grey plastic
61 | Alluminio naturale / Natural aluminium
62 | Anodizzato opaco / Matt anodized

Tendi ante Steady

Steady door truss



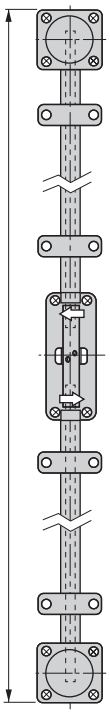

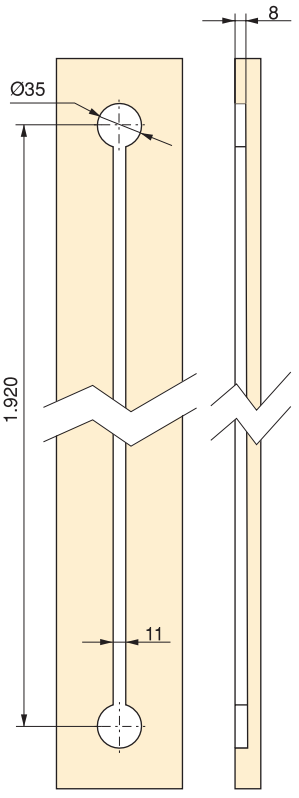

M	Cod.		
1.920	**91145**	**61**	25

Acciaio, alluminio e tecnoplastica
Steel, aluminium and plastic

Si raccomanda l'utilizzo di 2 raddrizzante per ogni anta.

For the assembly, we recommend to use 2 truss per door.

Tendi ante Tigth

Tigth door truss



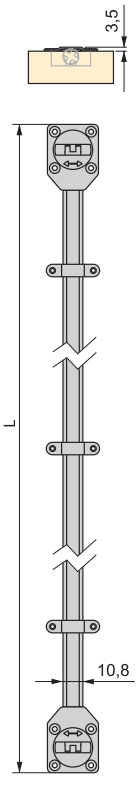

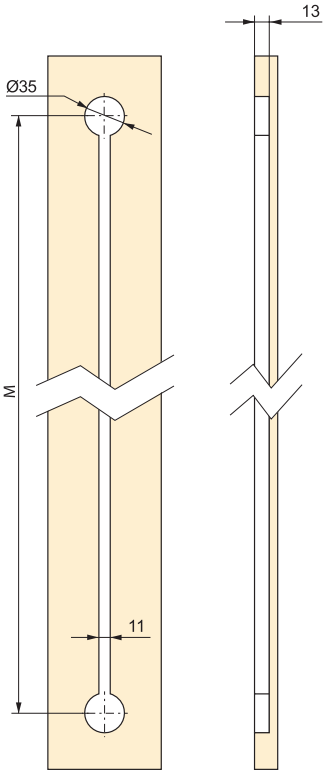

L	M	Cod.		
1.964	1.920	**43943**	**21**	25
2.284	2.240	**79126**	**21**	25

Acciaio, tecnoplastica e zama
Steel, plastic and zamak

7.3
47/52

ANTE IN ALLUMINIO PER ARMADIO

7.45 Ante Free
7.47 Profili Free

ALUMINIUM WARDROBE DOORS

7.45 Free doors
7.47 Free profiles





ANTE FREE
FREE DOORS



SPACE + | GLIDER 3

- Ante di alluminio per sistemi scorrevoli Space+ e Glider 3.
- I profili non necessitano lavorazioni solo taglio retto.
- Finiture: alluminio opaco.

- Aluminium doors for sliding systems Space + and Glider 3.
- All profiles are cut straight enabling.
- Finishes: matt aluminium.

Ante Free
Free doors



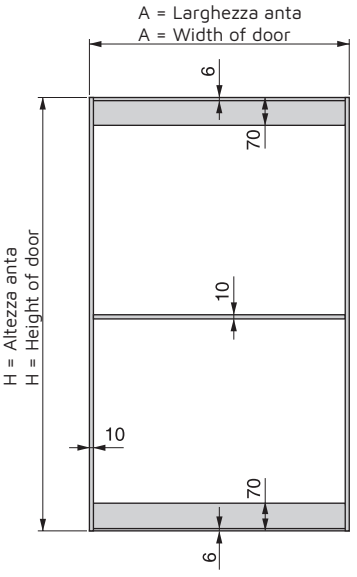

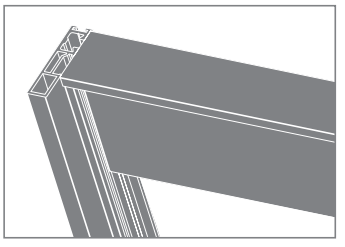

10-11mm | 4mm

INSTALLAZIONE DI 2 ANTE
2 DOORS ASSEMBLING

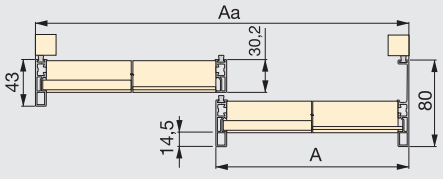

INSTALLAZIONE DI 3 ANTE
3 DOORS ASSEMBLING

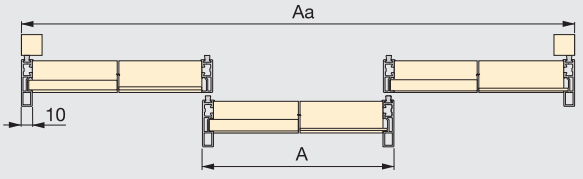

Per ante rivestite in legno, si raccomanda di utilizzare pannelli o vetri opachi.

For veneered doors, we recommend to use panels or matt glass.

Calcolo della anta How to calculate the door		
	Armadio 2 ante 2 doors wardrobe	Armadio 3 ante 3 doors wardrobe
A	$\frac{Aa + 8}{2}$	$\frac{Aa + 18}{3}$

	Space +
H	Ha + 87
Ha = altezza totale armadio Ha = total height of the wardrobe	

	Glider 3
H	HI - 8
HI = altezza interna HI = interior height	

Calcolo del vetro o pannello How to calculate the glass or chipboard		
	Vetro-4 / Pannello-11 Glass-4 / Board-11	Pannello-10 Board-10
Larghezza Width	A - 14	A - 13
Altezza Height	$\frac{H - 5,5 - (4 \times N)}{N + 1}$	$\frac{H - 4,5 - (3 \times N)}{N + 1}$
N = numero traversi N = number of cross-pieces		

Ante standard Free

Ante standard Free

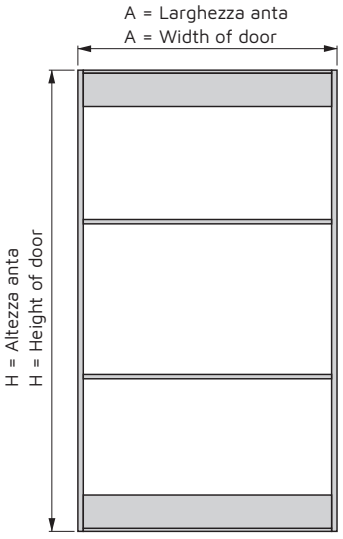

PROFILI VERTICALI PER UN ANTA:
VERTICAL PROFILES FOR 1 DOOR:

H	Anta Door	Cod.		
2.500	A	**69086**	**62**	1
2.500	B	**69087**	**62**	1
2.500	C	**69088**	**62**	1
2.900	A	**58842**	**62**	1
2.900	B	**58843**	**62**	1
2.900	C	**58844**	**62**	1

Alluminio / Aluminium

PROFILI ORIZZONTALI PER UN ANTA:
HORIZONTAL PROFILES FOR 1 DOOR:

A	Descrizionie Description	Cod.		
1.200	Superiore e inferiore Upper and bottom	**69089**	**62**	1
1.600	Superiore e inferiore Upper and bottom	**69090**	**62**	1
1.200	Intermedio Middle profile	**69091**	**62**	2
1.600	Intermedio Middle profile	**69092**	**62**	2

Alluminio / Aluminium

- Si consegnano pronte per il montaggio.
- I profili in alluminio che costituiscono questa anta vanno tagliati dritti, pertanto il cliente può tagliare le ante standard per creare ante su misura.
- Incluse istruzioni di montaggio.

- Supplied ready for assembly.
- The aluminium profiles used for this door are straight-cut so the customer can cut standard doors to size.
- Mounting instructions included.

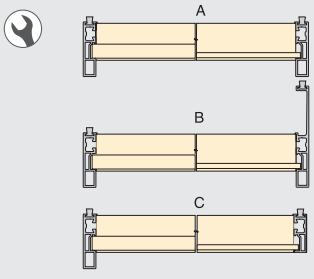

Calcolo della misura dei profili:
Verticale = H
Orizzontale = A - 20mm

How to calculate the profiles:
Vertical = H
Horizontal = A - 20mm

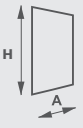

www.emuca.com

PROFILI FREE
FREE PROFILES

FREE Schema / Sketch			Profilo / Profile Cod.	L		Taglio profilo Profile cut H / A
FREE	Maniglia Handle	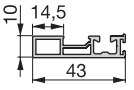	**69094 62**	2,6 m	12	H
	Maniglia-spalla Handle with wing	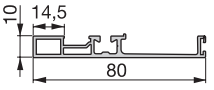	**69095 62**	2,6 m	6	H
	Verticale Vertical	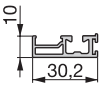	**69093 62**	2,6 m	12	H
	Superiore / Inferiore Upper / Bottom	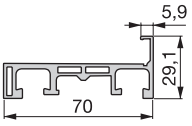	**60027 62**	3 m	6	A - 20
	Intermedio a vista Middle profile	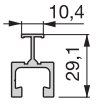	**69097 62**	3 m	12	A - 20
	Intermedio nascosto Hidden middle profile		**60009 62**	3 m	12	A - 20
ACCESSORI **ACCESSORIES**	Guarnizione per vetro 4mm Gasket for 4 mm glass		**69085 21**	3 m	20	-
	Parapolvere Dust stopper		**90342 21**	225	1	-

20 | Transparente / non classificata
Transparent / not defined
21 | Plastica grigia
Grey plastic
62 | Anodizzato opaco
Matt anodized

Ferramenta per un anta Free

Fittings for one Free door



Scorrevole Sliding system	N° traversi orizzontali N° of horizontal crosspieces	Cod.		
Space +	1	**70168**	**20**	1
Space +	2	**70169**	**20**	1
Space +	3	**70170**	**20**	1

Acciaio alluminio e zama
Steel, aluminium and zamak

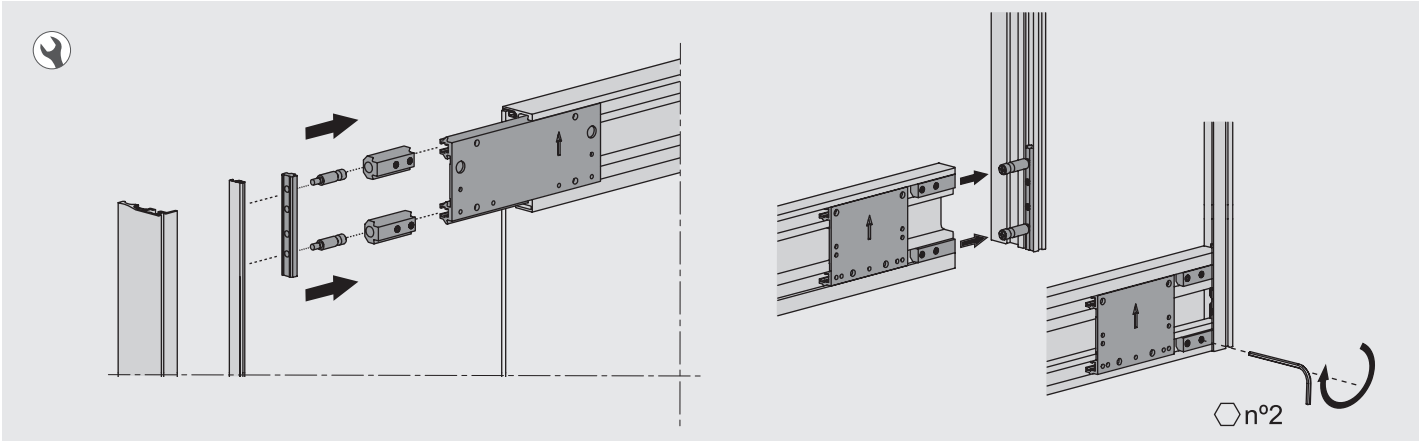

Unione T per traversi Free

T link for Free crosspieces

Cod.		
61006	**20**	1

Acciaio e zama
Steel and zamak



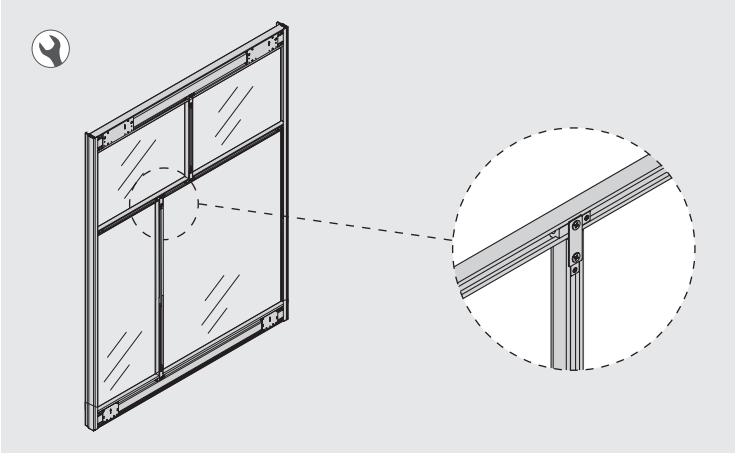

7.4
55/64

STRUTTURE MODULARI

7.57 Sistema Jagmet
7.59 Sistema Tram

MODULAR STRUCTURES

7.57 Jagmet structure
7.59 Tram structure




HADID
WOMEN

jagmet



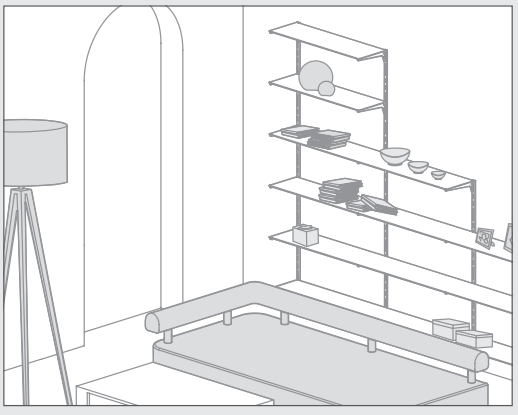

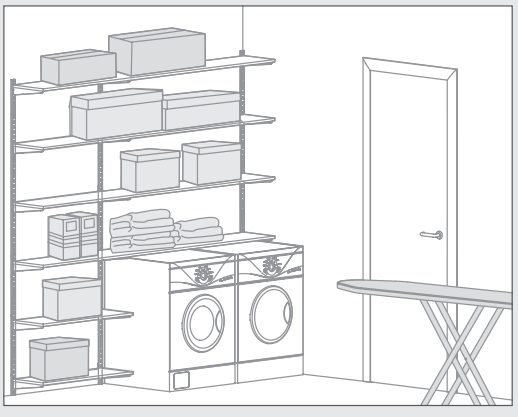





- Sistema di profili per realizzare composizioni di ripiani tanto in legno come in vetro.
- Due modelli distinti di profili e ripiani, con due diversi passi per gli agganci.

- Profile system to create wood or glass shelving compositions.
- Two different profile and support models, with single or double slots.

SISTEMA JAGMET
JAGMET STRUCTURE

Profilo Jagmet cremagliera semplice passo 50mm
Jagmet 50mm single slot profile



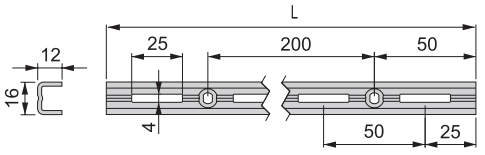

L	Cod.		
1 m	**79180**	**12**	10
1,5 m	**79164**	**12**	10
2 m	**79165**	**12**	10
2,5 m	**79166**	**12**	10

Acciaio / Steel

Profilo Jagmet cremagliera doppia passo 32mm
Jagmet 32mm double slot profile



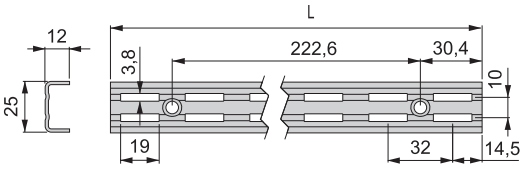

L	Cod.		
0,951 m	**79167**	**12**	10
1,396 m	**79168**	**12**	10
2,064 m	**79169**	**12**	10
2,229 m	**79179**	**12**	10

Acciaio / Steel

Reggipiano Jagmet cremagliera semplice passo 50mm
Jagmet 50mm single slot support



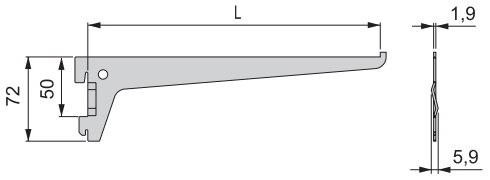

L	Kg	Cod.		
200	40	**79170**	**12**	20
250	32	**79156**	**12**	20
300	26	**79157**	**12**	20
350	23	**79158**	**12**	20
400	20	**79159**	**12**	20

Acciaio / Steel

Reggipiano Jagmet cremagliera doppia passo 32mm
Jagmet 32mm double slot support



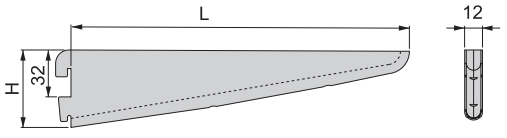

L	H	Kg	Cod.		
170	47	44	**79160**	**12**	20
220	49	34	**79161**	**12**	20
270	52	27	**79162**	**12**	20
320	58	23	**79181**	**12**	20
370	64	20	**79163**	**12**	20
470	81,9	16	**79182**	**12**	20

Acciaio / Steel

tram



- Sistema modulare con profili ed accessori.
- Fabbricato in alluminio anodizzato opaco.

- Modular system with profiles and accessories.
- Made in matt anodized aluminium.









SISTEMA TRAM
TRAM STRUCTURE

Profilo Tram
Tram profile



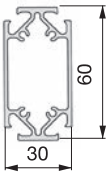

L	Cod.		
3 m	**61123**	**62**	6

Alluminio / Aluminium

Unione a 2 vie
2-way profile joint



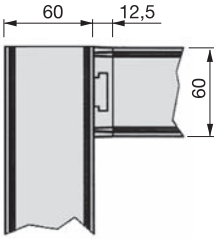

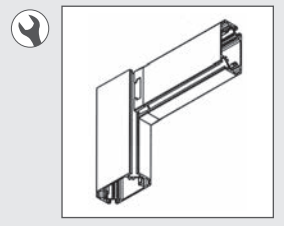

Cod.		
61093	**25**	1

Zama / Zamak

Unione a 3 vie
3-way profile joint



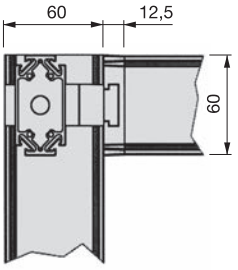

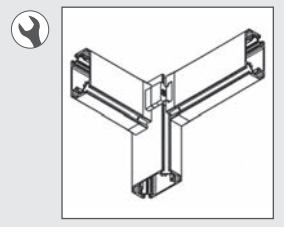

Cod.		
61094	**25**	1

Zama / Zamak

Unione a 4 vie
4-way profile joint



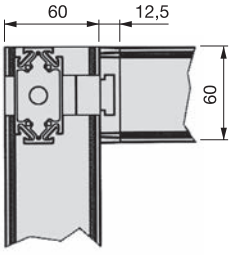

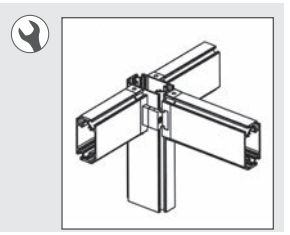

Cod.		
61283	**25**	1

Zama / Zamak

25 | Verniciato alluminio / Silver painted
62 | Anodizzato opaco / Matt anodized

Regolabile per base e soffitto

Floor / ceiling fixing



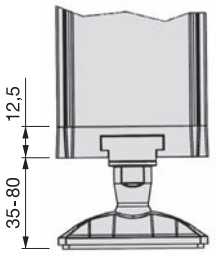

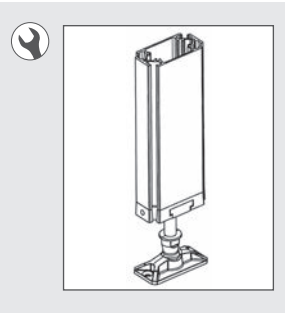

Cod.		
61156	**25**	1

Tecnoplastica e zama
Plastic and zamak

Fissaggio a muro

Wall fixing



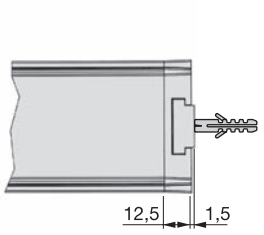

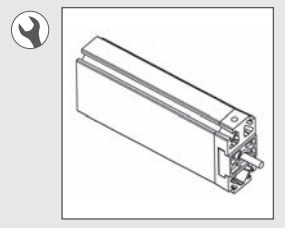

Cod.		
61113	**25**	1

Zama / Zamak

Tappo di chiusura

Cover



Cod.		
61284	**21**	10

Tecnoplastica / Plastic





Reggipiano per legno

Wood shelf bracket



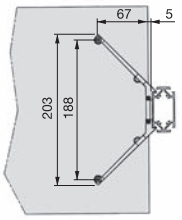

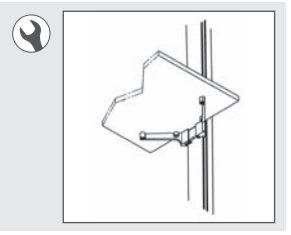

Cod.		
61047	**25**	1

Zama / Zamak

Reggipiano per vetro

Glass shelf bracket



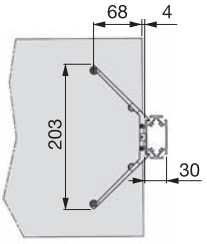

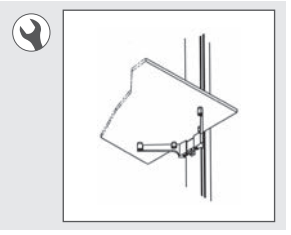

Cod.		
61054	**25**	1

Zama / Zamak

- Per vetri da 4 a 10mm.
- For glasses from 4 to 10mm.

Reggipiano inclinabile in legno

Adjustable wooden shelf



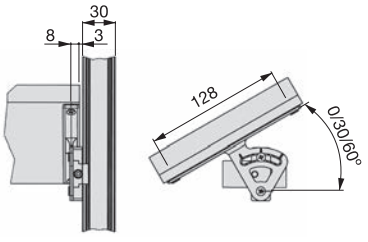

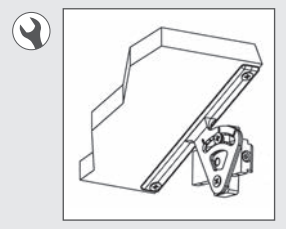

Cod.		
61073	**25**	1

Zama / Zamak

Supporto per modulo

Module support



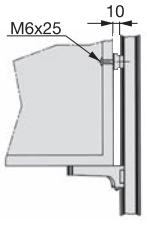

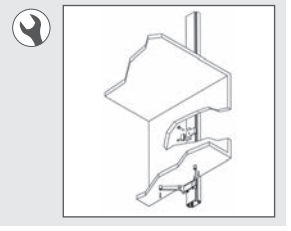

Cod.		
61169	**25**	1

Zama / Zamak

Supporto reggitubo
Hanging rail support

Cod.		
61090	**25**	1

Zama / Zamak



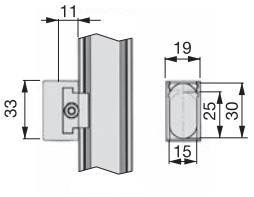

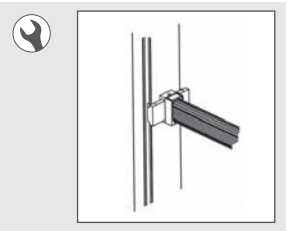

Supporto per appendiabiti Hang
Support for Hang wardrobe lift

Cod.		
61082	**25**	1

Acciaio e zama
Steel and zamak



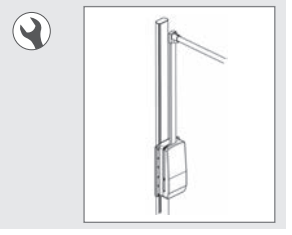

Profilo passacavi
Cable cover profile

	Cod.		
2,3 m	**69106**	**21**	9

Tecnoplastica / Plastic



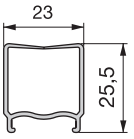

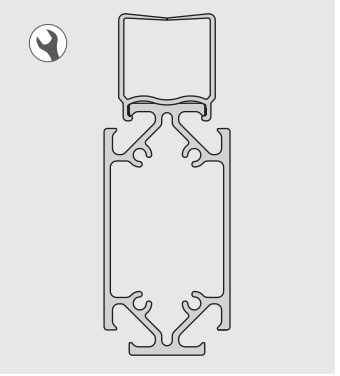

INFORMAZIONI / INFORMATION

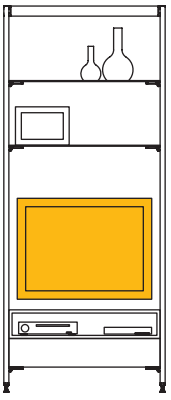

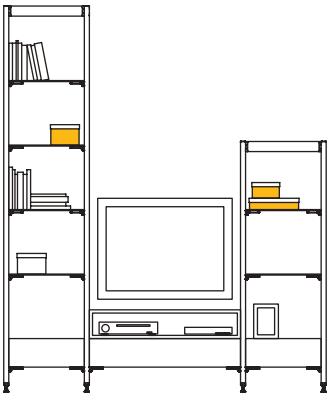



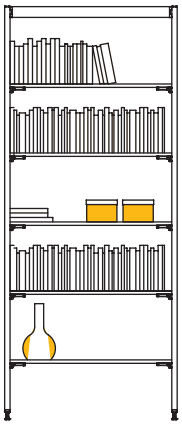

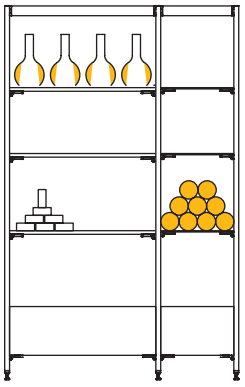



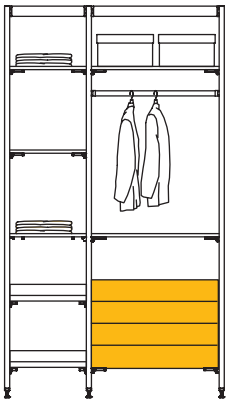



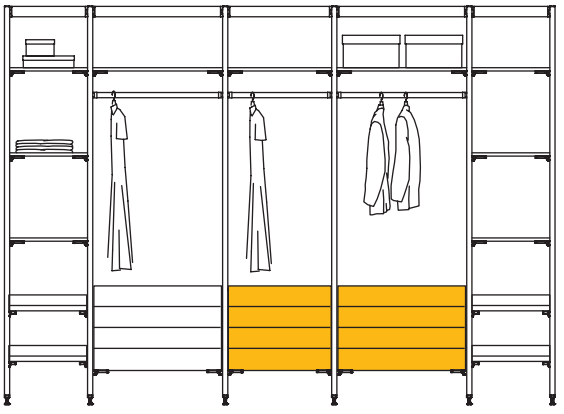

7.5 65/74

PROFILI PER ANTE CON TELAIO IN ALLUMINIO

7.67 Informazione profili Plus
7.68 Profili Plus
7.71 Accessori per profili Plus
7.74 Maniglie per profili Plus

PROFILES FOR DOORS WITH ALUMINIUM FRAME

7.67 Plus profiles information
7.68 Plus profiles
7.71 Plus profiles accessories
7.74 Handles





INFORMAZIONI / INFORMATION

			SISTEMI SCORREVOLI / SLIDING SYSTEMS								
			FLOW	GLIDER 1	GLIDER 2	GLIDER 2	ALUROLLER 1	ALUROLLER 2	WIND	READY	TRACK
PROFILO PLUS / PLUS PROFILE	PLUS 4	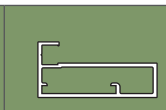					✓	✓	✓	✓	✓
	PLUS 4E	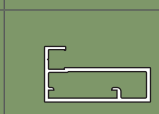					✓	✓	✓	✓	✓
	PLUS 7	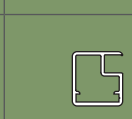						✓			
	PLUS 11	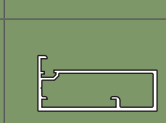					✓	✓	✓	✓	✓
	PLUS 14	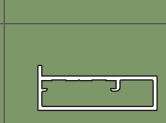					✓	✓	✓	✓	✓
	PLUS 15	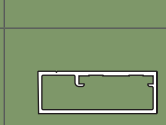					✓	✓	✓	✓	✓
	PLUS 16	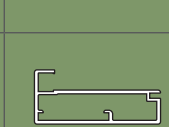					✓	✓	✓	✓	✓
	PLUS 17	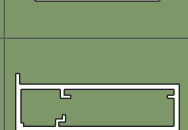	✓	✓	✓	✓	✓	✓	✓	✓	✓
	PLUS 18	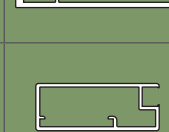					✓	✓	✓	✓	✓

PROFILI PLUS
PLUS PROFILES

PLUS 4

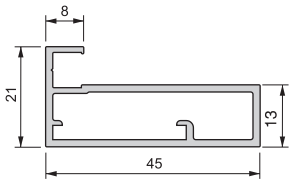

PLUS 4E

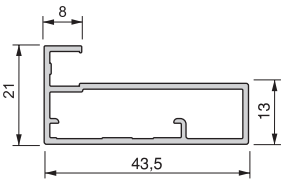

PLUS 7

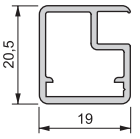

PLUS 11

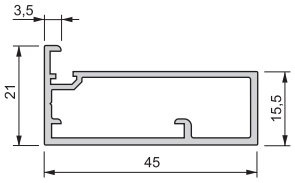

PLUS 14

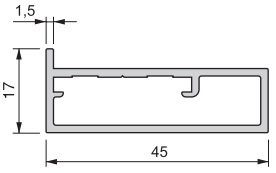

PLUS 15

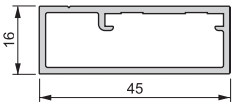

PLUS 16

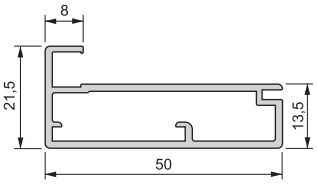

PLUS 17

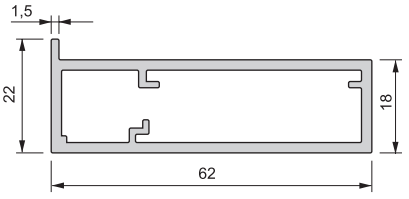

PLUS 18

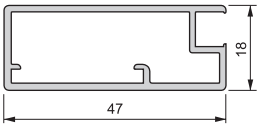

SIMBOLOGÍA / SIMBOLOGIA



A misura
To-measure

Possibilità di personalizzare a misura, meccanizzato.
Personalise size, machining.



Spessore vetro
Glass thickness



Spigolo vivo
Square edges



Spigolo smussato
Rounded edges



Lunghezza della barra
Longitude of bar



Imballo
Packing



E´ possibile rivestirlo
Can be veneered



Adesivo
Adhesive

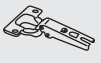

Cerniere scodellino
Cup hinges



Traverso a vista
Visible crossbar



Traverso a scomparsa
Hidden crossbar



Montaggio verticale e orizzontale
Vertical and horizontal assembly

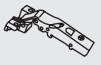

Cerniere per profilo di alluminio
Aluminium profile hinges

PROFILI PLUS
PLUS PROFILES

PLUS Schema / Sketch		Profilo / Profile			Guarnizione / Gasket			
		Cod.	L		Cod.	L		
PLUS 4	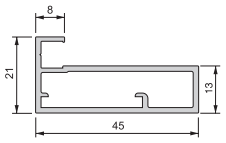	**67675 62**	4 m	8	 **60887 21**	4 m	20	**62**
PLUS 4 E	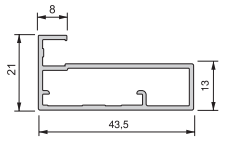	**70109 62**	4 m	8	 **60887 21**	4 m	20	**62**
PLUS 7	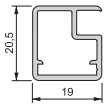	**62958 62**	4 m	20	 **60887 21**	4 m	20	**62**
PLUS 11	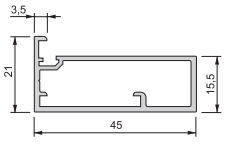	**69114 35** **69114 62** **69114 60**	4 m 4 m 2,9 m	8 8 8	 **60654 20**	4 m	20	**60** **62**
PLUS 14	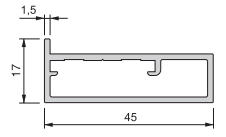	**60004 62**	4 m	8	 **60002 15**	33 m	1	**62**
PLUS 15	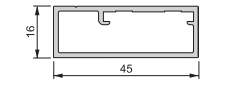	**60006 62**	4 m	8	 **60002 15**	33 m	1	**62**
PLUS 16	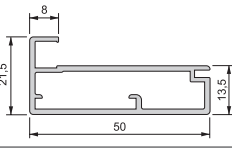	**60023 62**	4 m	8	 **60887 21**	4 m	20 6	**62**
PLUS 17	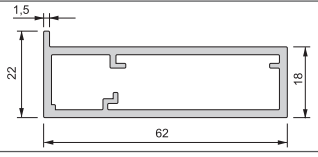	**60125 62**	4 m	4	 **60002 15**	33 m	1	**62**
PLUS 18	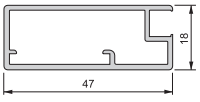	**60015 62**	4 m	8	 **60887 21**	4 m	20	**62**

15 Plastica bianca / White plastic | 20 Transparente / non classificata / Transparent / not defined | 21 Plastica grigia / Grey plastic | 35 Plastica grigio antracite / Anthracite grey plastic | 62 Anodizzato opaco / Matt anodized



SERVIZIO A MISURA / MADE-TO-MEASURE SERVICE						DATI VETRO / GLASS DATA			
Cerniere Hinges	Maniglia Handle	Sistemi scorrevoli Sliding systems	Traverso / Crosspiece			mm	Spigolo Edge		Posizione viti Screw position
			Tipo Type		Posizione Position				
Ø35	Fori per le maniglie Drilled handles Kanob 1 - 2 Tulip 1 - 2	ALUROLLER 1,2 TRACK WIND WEST 2		**62**		4		A - 6 B - 6	
Ø35	Fori per le maniglie Drilled handles Kanob 1 - 2 Tulip 1 - 2	ALUROLLER 1,2 TRACK WIND WEST 2		**62**		4		A - 6 B - 6	
	Fori per le maniglie Drilled handles Kanob 1 - 2 Tulip 1 - 2	ALUROLLER 2		**62**		4		A - 27 B - 27	
Ø35	Fori per le maniglie Drilled handles Kanob 1 - 2 Tulip 1 - 2	ALUROLLER 1,2 TRACK WIND WEST 2		**62**		4		A - 3 B - 3	
Ø35	Fori per le maniglie Drilled handles Kanob 1 - 2 Tulip 1 - 2	ALUROLLER 1,2 TRACK WIND WEST 2		**62**		4		A - 4 B - 4	
Ø35	Fori per le maniglie Drilled handles Kanob 1 - 2 Tulip 1 - 2	ALUROLLER 1,2 TRACK WIND WEST 2		**62**		4		A B	
Ø35	Fori per le maniglie Drilled handles	ALUROLLER 1,2 TRACK WIND WEST 2		**62**		4		A - 6 B - 6	
Ø35 Ø40	Kanob 1 - 2 Tulip 1 - 2 Fori per le maniglie Drilled handles	ALUROLLER 1,2 TRACK WIND WEST 2 GLIDER 1 GLIDER 2		**62**		4		A - 4 B - 4	
Ø35	Kanob 1 - 2 Tulip 1 - 2	ALUROLLER 1,2 TRACK WIND WEST 2 GLIDER 3	✕	-	✕	4		A - 84 B - 84	

ACCESSORI PER PROFILI PLUS
PLUS PROFILES ACCESSORIES

Traverso Plus 4 - 4E - 7 - 16
Plus 4 - 4E - 7 - 16 crosspiece



Alluminio / Aluminium

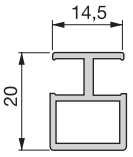

- Finitura anodizzato opaco.
- Permette di suddividere l'anta in più parti.
- Possibilità di montare il traverso in verticale, in orizzontale o a croce.
- Fabbricato su misura, con tutte le lavorazioni necessarie.
- I traversi e le cerniere non possono coincidere nello stesso punto.

- Matt anodised.
- Allows door to be divided into several glass panels.
- It can be mounted horizontally, vertically or cruciform.
- We manufacture it cut to size with all the required mechanizing.
- It can not be at the same position that a hinge.

Traverso a scomparsa Plus
Perfil Japonesa oculto Plus



Alluminio / Aluminium

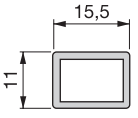

- Finitura anodizzato opaco.
- Traverso a scomparsa per ante Plus 4, 4E, 7, 11, 14, 15, 16 e 17.
- Possibilità di montare il traverso in verticale, in orizzontale o a croce.
- Permette il rinforzo dell´anta senza dividere il vetro.
- Prodotto a misura e con tutte le lavorazioni necessarie.
- I traversi e le cerniere non possono coincidere nello stesso punto.

- Matt anodised
- Hidden crosspiece for Plus 4, 4E, 7, 11, 14, 15, 16 and 17.
- Crosspiece can be placed vertically, horizontally or cruciform.
- Allows door to be strengthened without dividing glass.
- We manufacture it cut to size with all the required mechanizing.
- Hinges and crosspieces must not be mounted in the same place.

Ferramenta per un traverso
Fittings for one crosspiece



Cod.		
62518	**20**	1

Acciaio e zama
Steel and zamak

CALCOLO DELLE MISURE DEI VETRI DI ANTE CON TRAVERSI
CALCULATING SIZE OF GLASS FOR DOORS WITH CROSSPIECE

Plus	B
4 - 16	6 mm
7	27 mm
11	3 mm

$$\text{Alttezza / Height} = \frac{H - B - (nT \times 3)}{nT + 1}$$

$$\text{Larghezza. / Width} = \frac{A - B - (nV \times 3)}{nV + 1}$$

H = Alttezza.
nT = Numero di travesi orizzontali.
A = Larghezza.
nV = Numero di travesi verticali.

H = Height.
nT = Number of horizontal crosspieces.
A = Width.
nV = Number of vertical crosspieces.

15 Plastica bianca / White plastic
20 Transparente / non classificata / Transparent / not defined
21 Plastica grigia / Grey plastic

Guarnizione Plus 4 - 4E - 7 - 16 - 18

Plus 4 - 4E - 7 - 16 - 18 gasket



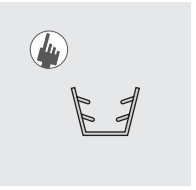

L	Cod.		
4 m	**60887**	**21**	20

Tecnoplastica / Plastic

Guarnizione Plus 11

Plus 11 gasket



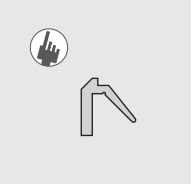

L	Cod.		
4 m	**60654**	**20**	20

Tecnoplastica / Plastic

Nastro adesivo per vetro

Adhesive tape for glass





L	Cod.		
33 m	**60002**	**15**	1

Tecnoplastica / Plastic

Profilo parapolvere per vetro

Rubber gasket for glass



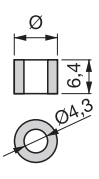

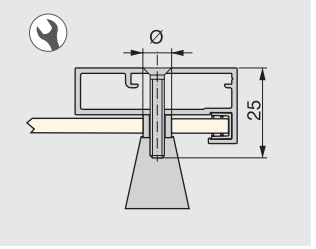

Ø	Cod.		
7,9	**62273**	**20**	20

Tecnoplastica / Plastic

- Indicato per Plus 4, 4E, 11, 14, 15 ,16 e 17.
- Fit to Plus 4, 4E, 11, 14, 15 ,16 and 17.

Squadre Plus 7

Plus 7 brackets



Cod.		
99847	**20**	1

Acciaio / Steel



Cerniere
Hinges
1

Squadre Plus 4 - 4E - 11 - 14 - 15 - 16 - 18

Plus 4 - 4E - 11 - 14 - 15 - 16 - 18 brackets



Cod.		
99855	**20**	1

Acciaio / Steel

Squadre per Plus 11 grigio antracite

Anthracite grey for Plus 11 brackets



Cod.		
99856	**20**	1

Acciaio / Steel

Squadre Plus 17

Plus 17 brackets



Cod.		
60126	**01**	1

Alluminio / Aluminium

QUOTA MINIMA DI LAVORAZIONE DELLA CERNIERA PER I PROFILI PLUS
MINIMUM HEIGHT FOR HINGES ON PLUS PROFILES

PLUS	Escuadra normal Esquadro normal	Escuadra recortada Esquadro recortado
7	69 mm	60 mm
4 - 4E - 11 - 16 - 18	86 mm	78 mm
14 - 15	78 mm	70 mm
17	60 mm	-



MANIGLIE
HANDLES

Kanob 1
Kanob 1



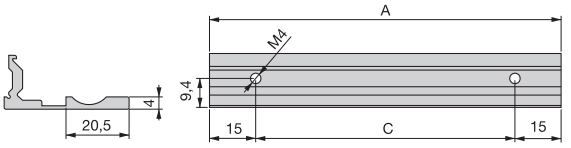

A	C	Cod.		
126	96	**69100**	**62**	20

Alluminio / Aluminium

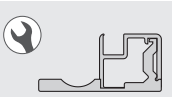

Plus 7

Kanob 2
Kanob 2



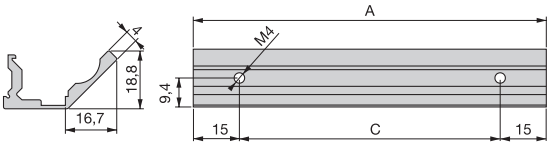

A	C	Cod.		
126	96	**69103**	**62**	20

Alluminio / Aluminium

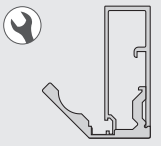

Plus 11

- Sono maniglie per profili in alluminio Plus 4, 4E, 7, 11, 14, 16 e 17.
- Sono incluse viti M4x10 mm per il montaggio.
- Sono avvitate nella parte posteriore della anta, affinchè non si vedano viti nella parte frontale o laterale.
- Richiede lavorazione nell'anta in alluminio.

- Pulls for Plus 4, 4E, 7, 11, 14, 16 and 17 aluminium profiles.
- M4x10 mm screws are included for mounting.
- To be screwed to the back of the door so the screws are not visible from either the front or the side.
- It needs a drilling on the aluminium door.

Tulip 1
Tulip 1



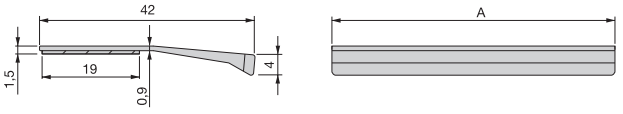

A	Cod.			
62	**69202**	**35**	**62**	20
94	**69203**	**35**	**62**	20
126	**69204**	**35**	**62**	20
158	**69205**	**35**	**62**	20

Alluminio / Aluminium

Tulip 2
Tulip 2



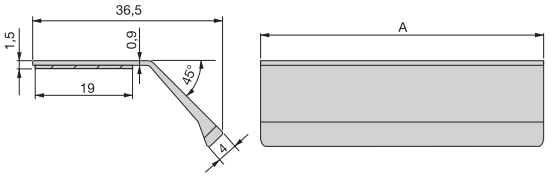

A	Cod.				
62	**69206**	**35**	**-**	**62**	20
94	**69207**	**35**	**-**	**62**	20
126	**69208**	**35**	**-**	**62**	20
158	**69209**	**35**	**60**	**62**	20

Alluminio / Aluminium

- Non è necessario forare per il montaggio.
- Per spessore minimo 19mm.

- Is not necessary to mechanize for its installation.
- For thicknesses minimum 19mm.

8

ACCESSORI PER LA CUCINA E IL BAGNO

KITCHEN AND BATHROOM EQUIPMENT





8.1 Sistemi di dispensa per la cucina

Angoli cucina con vassoi Shelvo

8.05 Sistema Shelvo

Sistemi di dispensa Titane

8.07 Sistema Titane

Cesti in filo Supra

8.11 Sistema Supra

8.1 Kitchen storage systems

Shelvo tray systems

8.05 Shelvo system

Titane storage systems

8.07 Titane system

Supra wire systems

8.11 Supra system

8.2 Accessori per la cucina

8.19 Accessori
8.22 Tapparella Sut di alluminio
8.23 Accessori per elettrodomestici
8.24 Salva sifone
8.25 Portaposate Optima
8.28 Tappeti goffrati antiscivolo
8.29 Protezioni moduli base
8.30 Albeam

8.2 Kitchen accessories

8.19 Accessories
8.22 Sut aluminium roller blind
8.23 Accessories for household appliances
8.24 Under-sink insert
8.25 Optima Cutlery trays
8.28 Anti-slip mats
8.29 Module base plate protectors
8.30 Albeam

8.3 Pattumiere per il riciclaggio

8.33 Pattumiere per cassetto Recycle
8.35 Pattumiere con fissaggio inferiore ad estrazione automatica
8.37 Pattumiere con fissaggio inferiore ad estrazione manuale
8.39 Pattumiere con fissaggio laterale
8.41 Pattumiere con fissaggio nell´anta ad estrazione automatica

8.3 Recycling bins

8.33 Recycle drawer bins
8.35 Automatic opening bins with lower fastening
8.37 Manual opening bins
8.39 Waste bins with lateral fastening
8.41 Container for door with automatic lid

8.4 Piedini e zoccoli da cucina

Piedini da cucina

8.45 Piedini Bone

Zoccoli e accessori

8.47 Zoccoli e accessori Noline
8.49 Zoccoli e accessori Plasline
8.51 Alzatine e accessori

8.4 Kitchen legs and plinths

Kitchen feet

8.45 Bone feet

Plinth and accessories

8.47 Noline plinths and accessories
8.49 Plasline plinths and accessories
8.51 Trims and accessories

8.5 Sistema Gola

8.55 Sistema Gola curvo orizzontale
8.56 Accessori di unione
8.57 Accessori profilo Gola
8.58 Sistema Gola curvo verticale
8.60 Gola Top

8.5 Gola system

8.55 Horizontal Gola system
8.56 Binding accessories
8.57 Gola system profile accessories
8.58 Vertical Gola system
8.60 Gola Top

8.6 Accessori per il bagno e la lavanderia

8.63 Salva sifone
8.64 Accessori Onda per il cassetto
8.68 Cesto per biancheria

8.6 Accessories for bathroom and laundry room

8.63 Under-sink insert
8.64 Onda accessories for drawer
8.68 Laundry basket

8.1
03/16

SISTEMI DI DISPENSA PER LA CUCINA

Angoli cucina con vassoi Shelvo
8.05 Sistema Shelvo

Sistemi di dispensa Titane
8.07 Sistema Titane

Cesti in filo Supra
8.11 Sistema Supra

KITCHEN STORAGE SYSTEMS

Shelvo tray systems
8.05 Shelvo system

Titane storage systems
8.07 Titane system

Supra wire systems
8.11 Supra system





shelvo









www.emuca.com

CESTELLI CIRCOLARI SHELVO
SHELVO CIRCULAR TRAY

Coppia di cestelli circolari Shelvo
Shelvo circular tray set



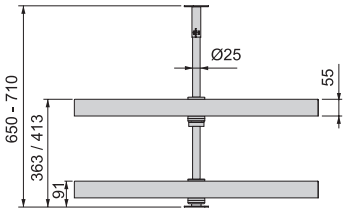

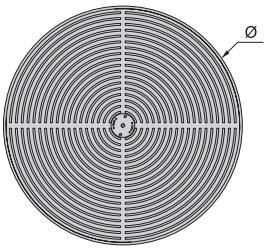

Max. 2x20 kg

(M) Modulo Module	Ø	Cod.			
800	710	**89290**	**15**	**21**	1
900	810	**89291**	**15**	**21**	1

Tecnoplastica e alluminio / Plastic and aluminium

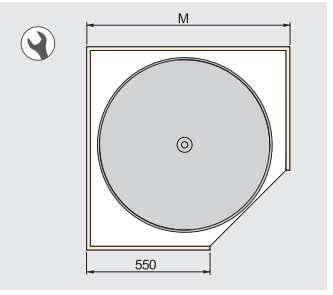

Coppia di cestelli 3/4 Shelvo
Shelvo 3/4 tray set



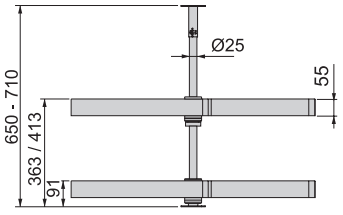

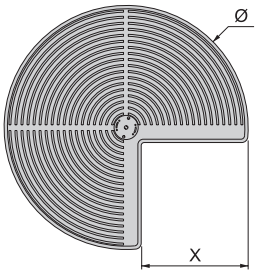

Max. 2x20 kg

(M) Modulo Module	Ø	X	Cod.			
800	710	305	**89288**	**15**	**21**	1
900	810	355	**89289**	**15**	**21**	1

Tecnoplastica e alluminio / Plastic and aluminium

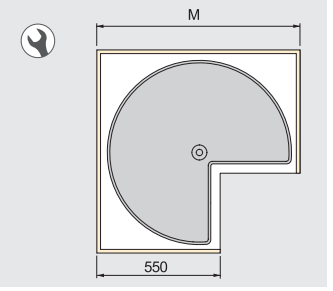

Coppia di cesti 1/2 luna Shelvo
Shelvo 1/2 moon tray set



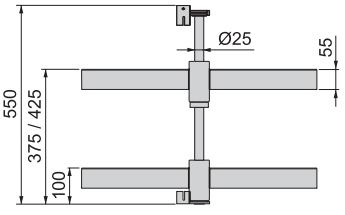

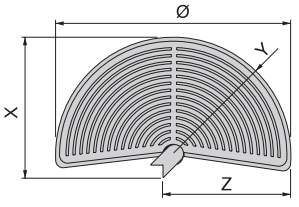

Max. 2x20 kg

(M) Modulo Module	Ø	X	Cod.			
800	650	390	**89292**	**15**	**21**	1
900	750	440	**89293**	**15**	**21**	1

Tecnoplastica e alluminio / Plastic and aluminium

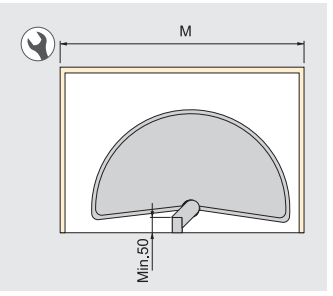

15 Plastica bianca / White plastic | 21 Plastica grigia / Grey plastic

titane









www.emuca.com

SISTEMA TITANE
TITANE SYSTEM

NEW

Sistemi estraibili angolari Titane Huit (coppia 2 cestelli)
Titane Huit corner pull-out systems (2 trays set)



Destra / Right

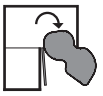

Sinistra / Left

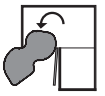

Descrizioni Description	Cod.		
Destra / Right	**89441**	**35**	1
Sinistra / Left	**89442**	**35**	1

Acciaio e truciolare / Steel and particle board

SLOW

Max. 2x20 kg

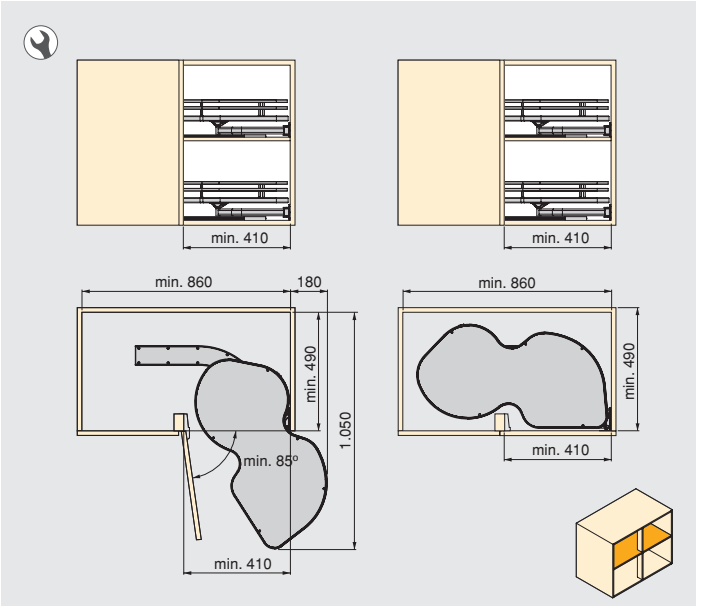

- Sistema progettato per massimizzare lo spazio in moduli angolari.
- Valido per porta da destra o da sinistra, a seconda del modello.
- Finitura dei cestelli pannello melaminico e astine platte in acciaio in grigio antracite.
- Montaggio rapido grazie a dime di montaggio.

- System designed to make the most of space in corner units.
- Valid for doors on the right or the left, depending on the model.
- The racks have a melamine finish, edging and steel rail in anthracite grey.
- Quick assembly thanks to assembly templates.

Struttura porta ripiano Titane Huit
Titane Huit frame



Max. 20 kg

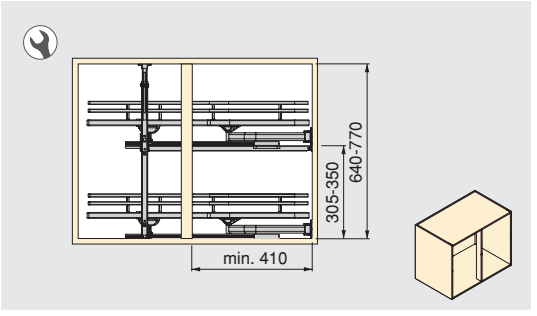

Descrizioni Description	Cod.		
Destra / Right	**89444**	**35**	1
Sinistra / Left	**89445**	**35**	1

Acciaio / Steel

Chiusura ammortizzata Titane Huit
Titane Huit assisted close



SLOW

Cod.		
89446	**20**	1

Acciaio e tecnoplastica
Steel and plastic

Sistemi estraibili angolari

Corner pull-out systems



Cod.		
89443	**35**	1

Acciaio e truciolare
Steel and particle board

Destra / Right

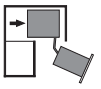

Sinistra / Left

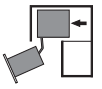

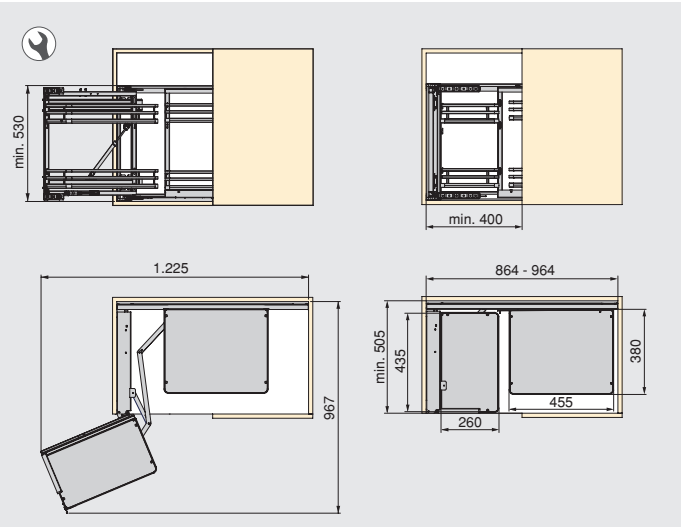

SLOW

Max. 4x5 kg

- Sistema pensato per l'utilizzo dello spazio nei moduli ad angolo della cucina.
- Valido sia per lato destro che sinistro di apertura ante.
- Struttura di acciaio, ripiano in pannello melaminico e astine platte in acciaio, tutto in finitura antracite.
- Dispone di regolazione tridimensionale dell'anta.

- System designed to make the most of the space available in corner modules.
- Suitable for left or right opening doors.
- Steel structure, wooden baskets in melanin and pvc edging, handrails flat steel and, all in anthracite finish.
- Three dimensional door adjustment.

Carrello ausiliario

Auxiliary skate

Modulo Module	x	Cod.		
150	104	**83590**	**35**	1
200	154	**83600**	**35**	1

Acciaio / Steel



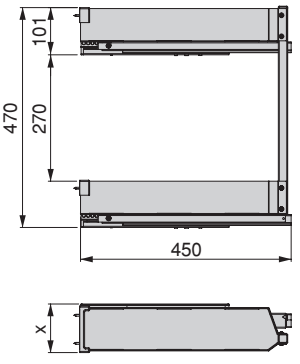



SLOW

Max. 2x20 kg

- Regolazione dell'anta in tutti i sensi (5D).
- Carrello estraibile con guide a rulli e estrazione completa con chiusura soft.
- Composto da una struttura in lamiera metallica in finitura grigio antracite
- Fissaggio delle 2 guide sul lato sinistro.
- Comprende tappetini antiscivolo e distanziali in plastica.

- Adjustment of the door in every direction (5D).
- Extractable skate with ball bearing runners and total extraction with soft closing.
- Comprised of a sheet metal structure in a grey anthracite finish.
- Fastening of the 2 runners to the left side.
- Includes anti-slip mats and plastic separators.

www.emuca.com

Colonna dispensa estraibile con cerniere

Pull out larder unit with hinges

Modulo Module	Cod.		
400	**89451**	**35**	1

Acciaio e truciolare
Steel and particle board



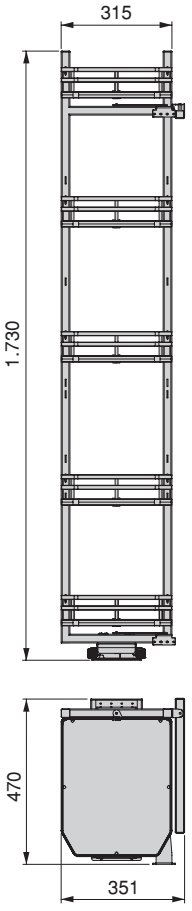

Destra / Right



Sinistra / Left



Per soluzione soft utilizzare le cerniere X91 / C91E

For Soft closing use with hinges X91 / C91E.

Max. 5x12 kg

- Colonna rimovibile con struttura in finitura grigio antracite.
- Per modulo di 400mm, altezza minima of 1.880 mm e profondità minima di 470 mm.
- Struttura di acciaio, ripiano in pannello melaminico e astine platte in acciaio, tutto in finitura antracite.
- Per l'apertura dell'anta a sinistra o a destra.
- Montaggio rapido grazie a modelli di montaggio.

- Extractable column with flat wire in anthracite grey finish
- For module 400 mm, minimum height of 1.880 mm and a minimum depth of 470 mm.
- Steel structure, wooden baskets in melanin and pvc edging, handrails flat steel and, all in anthracite finish.
- For door opening on either the left or right.
- Quick assembly thanks to assembly templates.





www.emuca.com

supra









www.emuca.com

SISTEMA SUPRA
SUPRA SYSTEM

Angolare Lake
Lake corner pull-out



Destra / Right

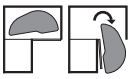

Sinistra / Left

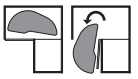

Descrizioni Description	Cod.		
Destra / Right	**89230**	**12**	1
Sinistra / Left	**89231**	**12**	1

Acciaio e truciolare / Steel and particle board

SLOW
Max. 2x20 kg

- Sistema pensato per l'utilizzo dello spazio nei moduli ad angolo della cucina.
- Utilizzabile sia per anta con apertura a destra che a sinistra, in base al modello.
- Formato da una struttura in acciaio laccata bianca e con due vassoi cromati e base in laminato bianco
- Regolazione indipendente in altezza dei due vassoi .
- Portata massima per vassoio 20 kg.

- System designed to make the most of the space available in corner modules.
- Left or right handed.
- Compound of a structure of lacquered white steel, with 2 melamine wooden shelves with chrome plated wire rail.
- Adjustment independent form the height of the shelves.
- 20 kg carrying capacity per shelf.

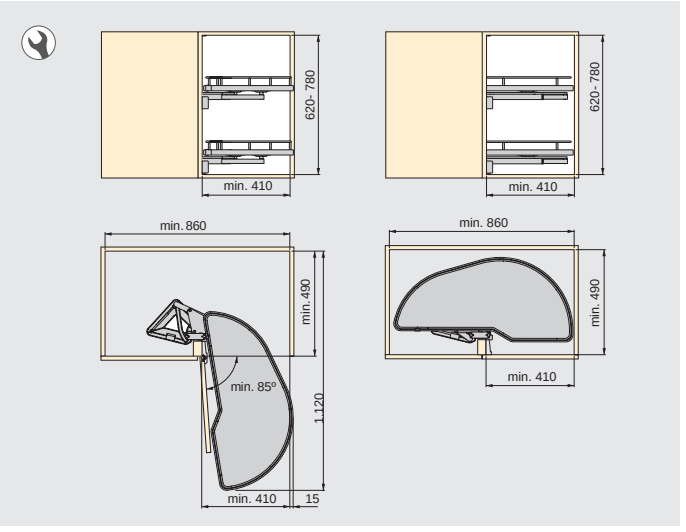

Sistemi estraibili angolari
Corner pull-out systems



Destra / Right

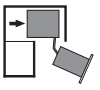

Sinistra / Left

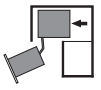

Cod.		
89207	**11**	1

Acciaio / Steel

SLOW
Max. 4x5 kg

- Sistema pensato per l'utilizzo dello spazio nei moduli ad angolo della cucina.
- Valido sia per lato destro che sinistro di apertura ante.
- Composto da struttura di acciaio verniciato grigio e con 4 ceste cromate.
- Dispone di regolazione tridimensionale dell'anta.

- System designed to make the most of the space available in corner modules.
- Suitable for left or right opening doors.
- Structure in painted grey steel with 4 chrome plated baskets.
- Three dimensional door adjustment.

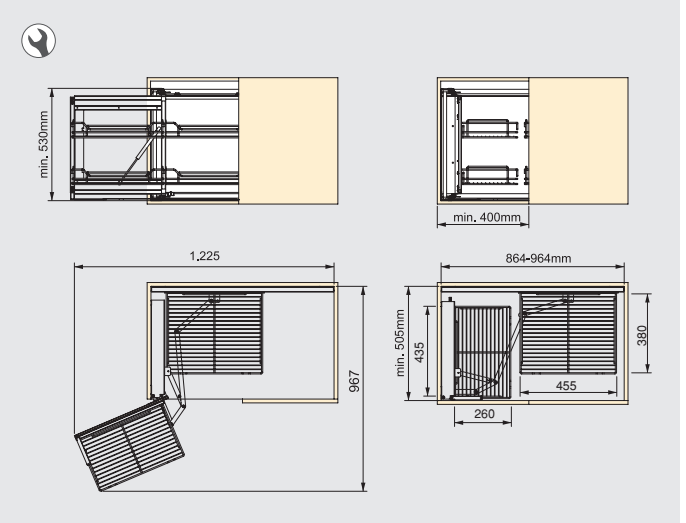

Coppia di cestelli 3/4

3/4 tray set

Cod.		
89210	**11**	1

Acciaio / Steel



Max. 2x10 kg

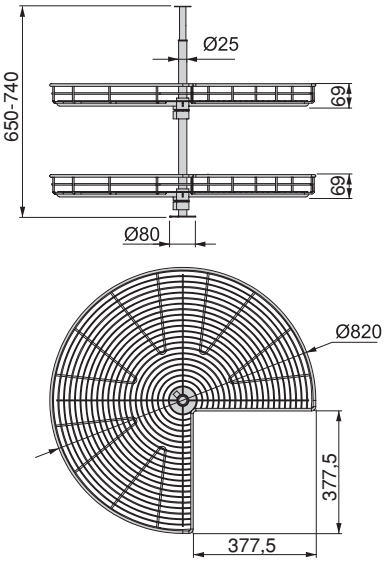

Cesto 1/2 luna

Half moon tray set

Cod.		
89212	**11**	2

Acciaio / Steel



Max. 10 kg

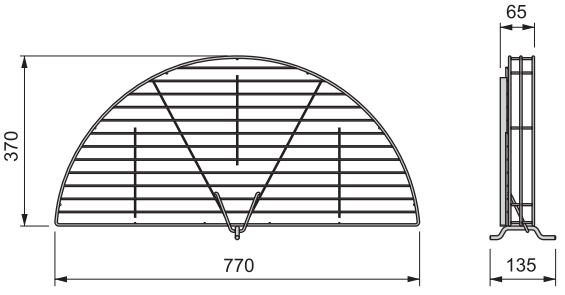

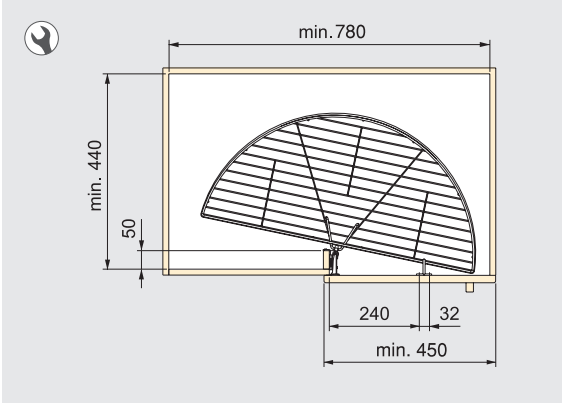

11 | Cromato brillo / Chrome plated
12 | Verniciato bianco / White painted

Portabottiglie laterale estraibile

Bottle lateral pull-out



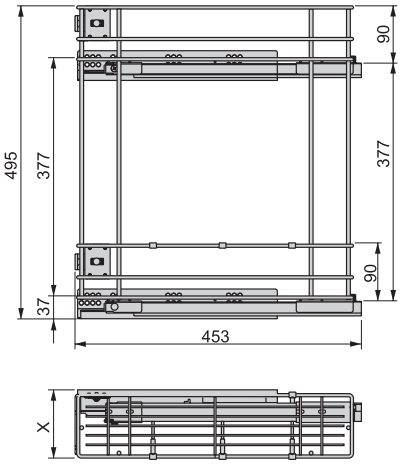

Modulo Module	X	Cod.		
150	108	**83540**	**11**	1
200	158	**83541**	**11**	1

Acciaio / Steel

www.emuca.com

SLOW

Max. 2x12,5 kg

- Regolazione totale della porta (5D).
- Carro estraibile con guide a rullo ad estrazione totale con chiusura soft.
- Composto da una struttura di acciaio cromato con due ripiani.
- Fissaggio delle due guide sul lato sinistro.
- Profondità minima 460 mm.

- Regulation of the door in all directions (5D).
- Pull-out tray with full extension roller runners with soft close.
- Two-tier structure in chrome plated steel.
- Fastening of the 2 guides over the left side.
- Minimum depth 460 mm.

Carro auxiliar extraíble

Garrafeira auxiliar extraível



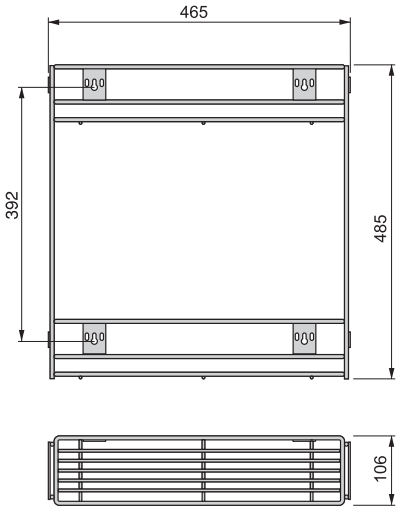

Modulo Module	Cod.		
150	**89208**	**11**	1

Acciaio / Steel

Max. 2x5 kg

- Carro estraibile con guide ad estrazione parziale a sfere.
- Composto da una struttura di acciaio cromato con due ripiani.
- Possibile fissaggio su entrambi i lati.
- Profondità minima483 mm.

- Pull-out tray with ball bearing and 3/4 extension runners.
- Two-tier structure in chrome plated steel.
- Fastening of the 2 guides on either side.
- Minimum depth 483 mm.

Colonna dispensa estraibile con cerniere

NEW

Pull out larder unit with hinges

Modulo Module	Cod.		
400	**89361**	**11**	1

Acciaio / Steel



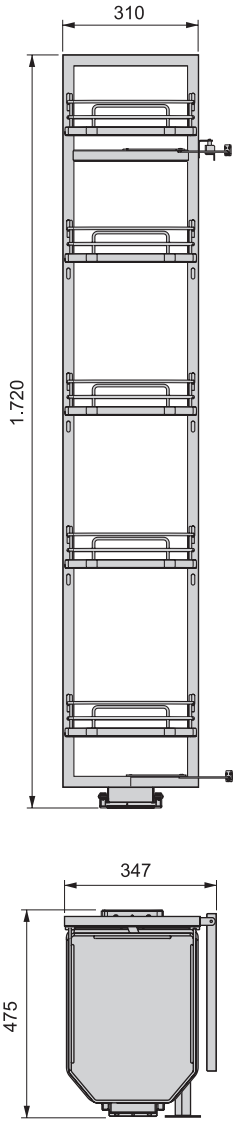

Destra / Right



Sinistra / Left



Per soluzione soft utilizzare le cerniere X91 / C91E

For Soft closing use with hinges X91 / C91E.

- Composta da strutura in acciaio verniciato grigio, 5 vassos in melaminico bianco e astine platte cromate.
- Per modulo di 400 mm, altezza minima of 1.800 mm e profondità minima di 480 mm.
- Facile e rapida instllazione.
- Capacità di carica 60 kg.
- Per l'apertura dell'anta a sinistra o a destra.

- Composed of a steel structure painted gray, with 5 chrome-plated baskets and white melamine base, with chrome-plated pvc trim.
- For module 400 mm, minimum height of 1.800 mm and a minimum depth of 480 mm.
- Quick and easy installation.
- Maximum load capacity 60 kg.
- For door opening on either the left or right.

11 | Cromato brillo
Chrome plated

NOTE
NOTES

ACCESSORI PER LA CUCINA

8.19 Accessori
8.22 Tapparella Sut di alluminio
8.23 Accessori per elettrodomestici
8.24 Salva sifone
8.25 Portaposate Optima
8.28 Tappeti goffrati antiscivolo
8.29 Protezioni moduli base
8.30 Albeam

KITCHEN ACCESSORIES

8.19 Accessories
8.22 Sut aluminium roller blind
8.23 Accessories for household appliances
8.24 Under-sink insert
8.25 Optima Cutlery trays
8.28 Anti-slip mats
8.29 Module base plate protectors
8.30 Albeam





ACCESSORI
ACCESSORIES

Scolapiatti Inox

Inox drip-tray



Modulo Module	L	Cod.		
450	385-420	**82541**	**65**	10
500	435-470	**82542**	**65**	10
600	535-570	**82543**	**65**	10
700	635-670	**82544**	**65**	10
800	735-770	**82545**	**65**	10
900	835-870	**82546**	**65**	10
1.000	935-970	**82547**	**65**	5

Acciaio inossidabile / Stainless steel



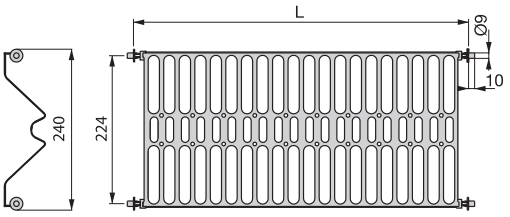



- Scolapiatti e scolabicchieri in acciaio inossidabile AISI 430 e salvagocce in acciaio inossidabile AISI 304.
- Rack for plates and glasses made of stainless steel AISI 430 and dropsholdermade of stainless steel AISI 304.

Il montaggio si realizza mediante 8 tensori laterali.

Mounted on 8 side rods.

Porta piatti

Plate holder



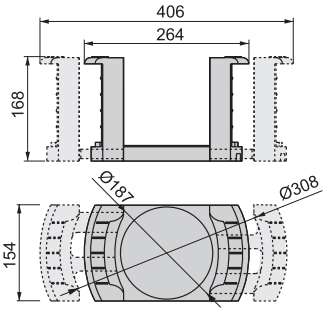

Cod.		
80177	**21**	1

Tecnoplastica / Plastic

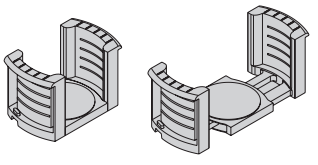

- Permette il trasporto e lo stoccaggio dei piatti fuori dai cassetti.
- É allargabile e quindi adattabile a piatti da 187mm a 308mm di diametro.
- It allows the storing and transport of plates.
- It is extendible and adaptable to plates from 187mm to 308mm in diameter.

Porta calici
Glass holder



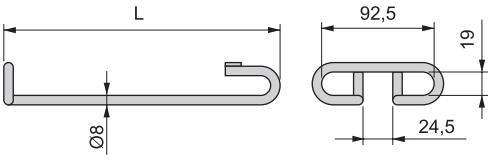

L	Cod.		
280	**89300**	**11**	1
410	**89301**	**11**	1

Acciaio / Steel

Set vaschette ausiliare
Auxiliary tray kit



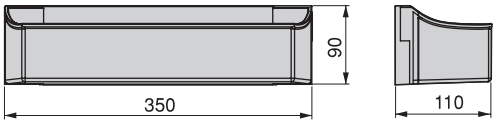

Cod.		
89303	**15**	1

Tecnoplastica / Plastic





Tavola da stiro pieghevole

Folding ironing board

Cod.		
80375	**12**	1

Acciaio e tessuto
Steel and fabric



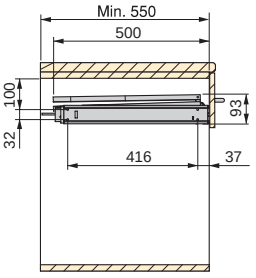

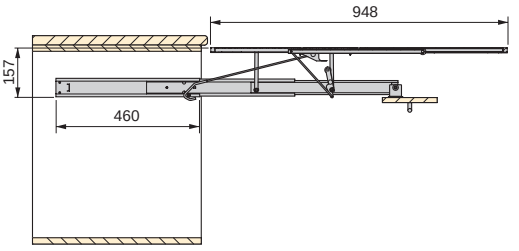

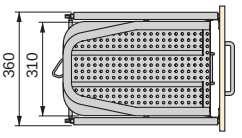

Porta asciugamani estraibile

Pull-out towel rack

A	C	Cod.		
322	265	**70542**	**62**	20
445	400	**70543**	**62**	20

Alluminio / Aluminium



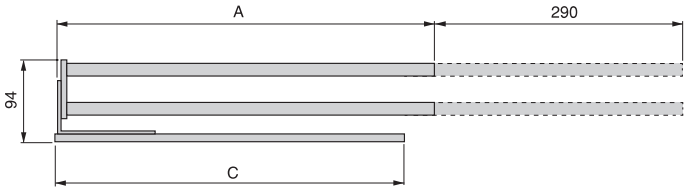

- Il porta asciugamani scorre su 3 ruote di nylon.
- Towel rack slides on 3 nylon rollers.

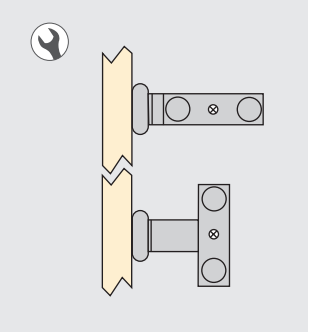



TAPPARELLA SUT DI ALLUMINIO

SUT ALUMINIUM ROLLER BLIND



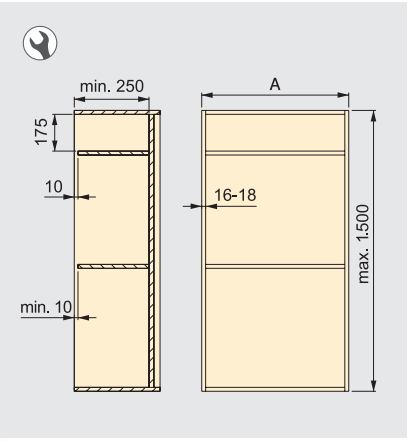



- Tapparella con lamelle di alluminio.
- Le lamelle sono in alluminio anodizzato opaco aventi uno spessore di 25mm.
- La tapparella e'adattabile all'altezza del modulo modificando la lunghezza delle guide.
- Dispone di un regolatore di forza all'interno dell'avvolgibile.
- Montaggio semplice del cassonetto superiore e delle guide.
- Maniglia di alluminio inclusa.

- Roller blind with aluminium slats.
- Slats are in extruded aluminium in matt anodised finish, 25 mm wide.
- Adjustable to suit module height by changing the length of the slides.
- Force of blind action can be adjusted.
- Easy to assemble housing and slides.
- Included handle matt-finish aluminium.

Descrizioni Description	Modulo Module (A)	Cod.		
Taparella Roller blind	600	**60129**	**62**	1
Taparella Roller blind	900	**60131**	**62**	1
Guide Slides	-	**60130**	**62**	1

Alluminio / Aluminium

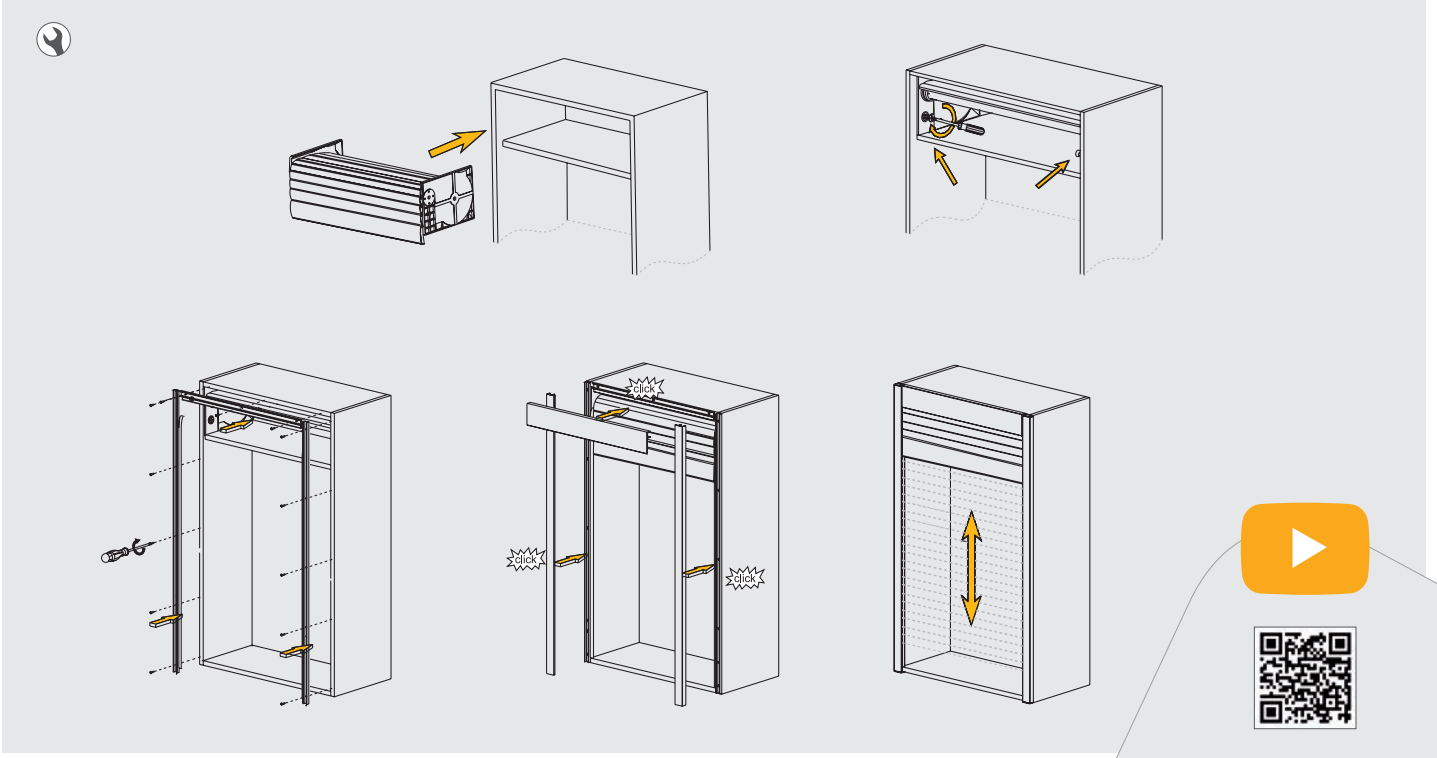

www.emuca.com

ACCESSORI PER ELETTRODOMESTICI
ACCESSORIES FOR HOUSEHOLD APPLIANCES

Cornice microonde
Microwave frame



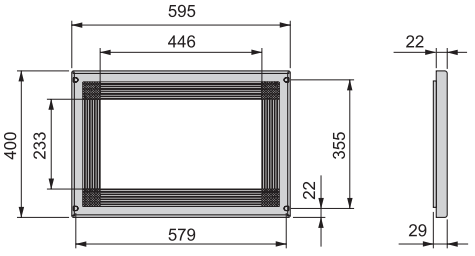

Cod.				
80615	**15**	**25**	**51**	14

Tecnoplastica / Plastic



Griglia per forno universale
Universal oven rack



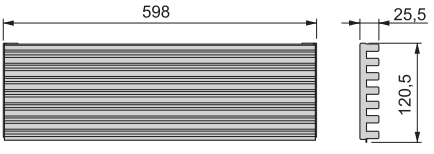

Cod.			
80616	**62**	**69**	20

Alluminio e tecnoplastica
Aluminium and plastic



- Griglia dotata di 7 lame in alluminio estruso.
- Comprende ferramenta per fissaggio al modulo.

- Oven rack comprising of 7 extruded aluminium slats.
- Includes unit assembly parts.

15 Plastica bianca / White plastic | 17 Plastica nera / Black plastic | 25 Verniciato alluminio / Silver painted | 35 Grigio antracite / Anthracite grey | 51 Nichel satinato / Satin nickel finished | 62 Anodizzato opaco / Matt anodized | 69 Champagne anodizzato / Champagne anodized

Base Frigo

Fridge base



16 mm 18 mm

A	B	C	D	E	F	G		Cod.		
567,5	39,5	423,5	455,5	-	-	27	16	**80071**	**17**	1
563,5	44	108	236	364	460	25	18	**80072**	**17**	1

Tecnoplastica / Plastic

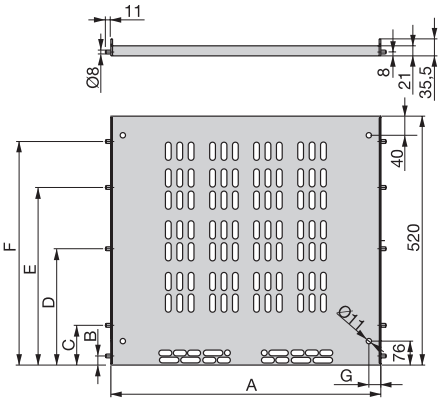

SALVA SIFONE

UNDER-SINK INSERT

Salva sifone metallico

Metal under-sink insert

Cod.			
30120	**25**	**35**	10

Acciaio / Steel



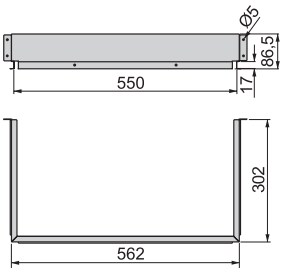



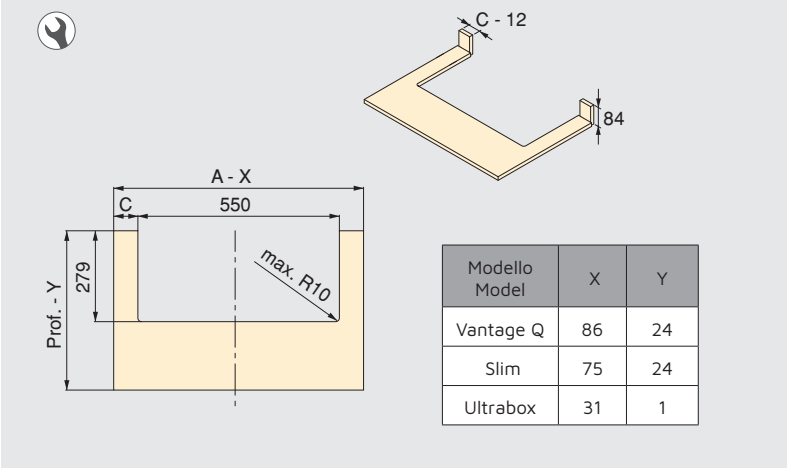

Modello Model	X	Y
Vantage Q	86	24
Slim	75	24
Ultrabox	31	1

optima



www.emuca.com

PORTAPOSATE OPTIMA
OPTIMA CUTLERY TRAY

Optima Universal
Universal Optima



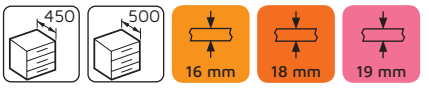

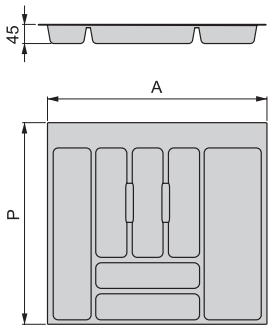

Modello Model	Modulo Module	A	P	Cod.			
Universal	300	200 - 236	418 - 482	**83270**	**21**	**23**	20
Universal	350	250 - 286	418 - 482	**83276**	**21**	**23**	20
Universal	400	300 - 336	418 - 482	**83220**	**21**	**23**	20
Universal	450	350 - 386	418 - 482	**83221**	**21**	**23**	20
Universal	500	400 - 436	418 - 482	**83222**	**21**	**23**	20
Universal	600	500 - 536	418 - 482	**83223**	**21**	**23**	20
Universal	700	600 - 636	418 - 482	**83234**	**21**	**23**	10
Universal	800	700 - 736	418 - 482	**83224**	**21**	**23**	10
Universal	900	800 - 836	418 - 482	**83225**	**21**	**23**	10
Universal	1.000	900 - 936	418 - 482	**83226**	**21**	**23**	10
Universal	1.200	1.100 - 1.136	418 - 482	**83256**	**21**	**23**	10

Tecnoplastica / Plastic

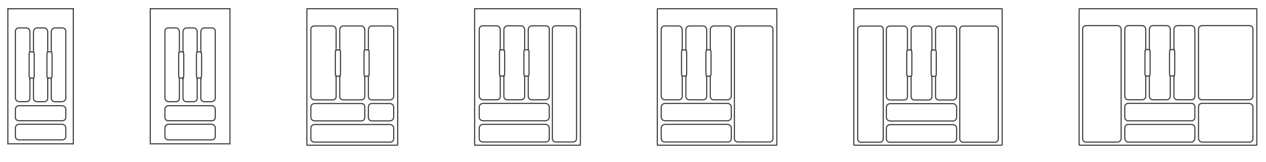

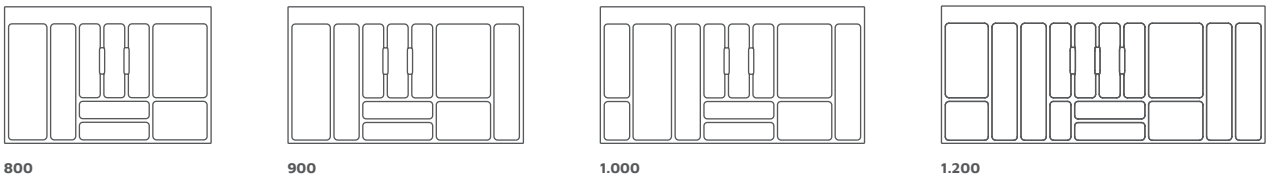

21 | Plastica grigia / Grey plastic
23 | Plastica grigio antracite / Grey plastic antracite

Optima Concept / Slim

Concept / Slim Optima



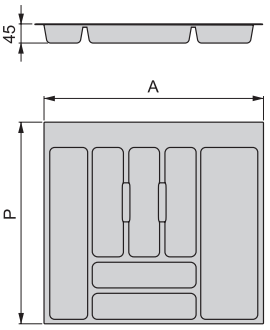

16 mm | 500

Modulo Module	A	P	Cod.			
300	222	473	**83268**	**15**	-	10
350	272	473	**83269**	**15**	-	10
400	322	473	**83258**	**15**	**23**	20
450	372	473	**83259**	**15**	**23**	20
500	422	473	**83260**	**15**	**23**	20
600	522	473	**83261**	**15**	**23**	20
700	622	473	**83262**	**15**	**23**	10
800	722	473	**83263**	**15**	**23**	10
900	822	473	**83264**	**15**	**23**	10
1.000	922	473	**83265**	**15**	**23**	10
1.200	1.122	473	**83266**	**15**	**23**	10

Tecnoplastica / Plastic

Optima Vantage-Q

Vantage-Q Optima



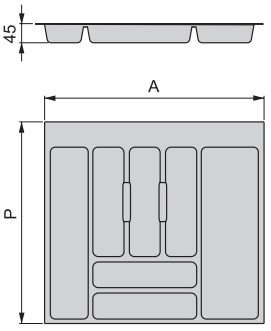

Modulo Module	16 mm / 500					18 mm / 450				18 mm / 500				
	A	**P**	Cod.			**A**	**P**	Cod.		**A**	**P**	Cod.		
400	316	474	**83227**	**15**	**21**	312	424	**83236**	**21**	312	474	**83246**	**21**	20
450	366	474	**83228**	**15**	**21**	362	424	**83237**	**21**	362	474	**83247**	**21**	20
500	416	474	**83229**	**15**	**21**	412	424	**83238**	**21**	412	474	**83248**	**21**	20
600	516	474	**83230**	**15**	**21**	512	424	**83239**	**21**	512	474	**83249**	**21**	20
700	616	474	**83235**	**15**	**21**	612	424	**83243**	**21**	612	474	**83250**	**21**	10
800	716	474	**83231**	**15**	**21**	712	424	**83240**	**21**	712	474	**83251**	**21**	10
900	816	474	**83232**	**15**	**21**	812	424	**83241**	**21**	812	474	**83252**	**21**	10
1.000	916	474	**83233**	**15**	**21**	912	424	**83242**	**21**	912	474	**83253**	**21**	10
1.200	1.116	474	**83257**	**15**	**21**	1.112	424	**83255**	**21**	1.112	474	**83254**	**21**	10

Tecnoplastica / Plastic

15 Plastica bianca / White plastic | 21 Plastica grigia / Grey plastic | 23 Plastica grigio antracite / Grey plastic antracite

TAPPETI GOFFRATI ANTISCIVOLO
ANTI-SLIP MATS

Tappetino antiscivolo effetto tessuto
Textile effect non-slip mat



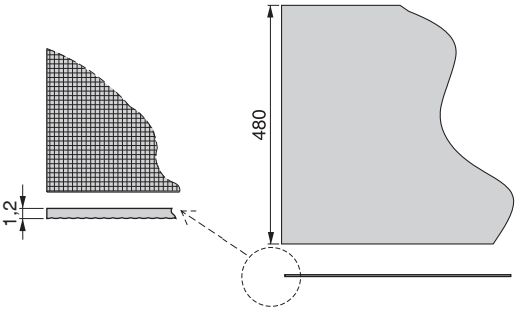

L	Cod.				
20 m	**89113**	**15**	**21**	**23**	1

Tecnoplastica / Plastic





- Conforme ai test ecologici di tossicità EN-71/3.
- Si consegna in rotoli.

- In compliance with the ecological tests of toxicity EN-71/3.
- Supplied in rolls.

Tappettino grigio
Grey mat



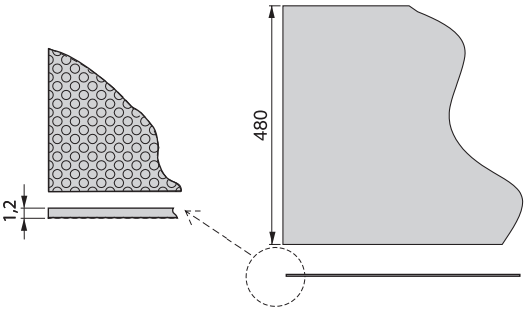

L	Cod.		
20 m	**89112**	**21**	1

Tecnoplastica / Plastic



- Conforme ai test ecologici di tossicità EN-71/3.
- Si consegna in rotoli.

- In compliance with the ecological tests of toxicity EN-71/3.
- Supplied in rolls.

Tappettino grigio
Grey mat

KIT





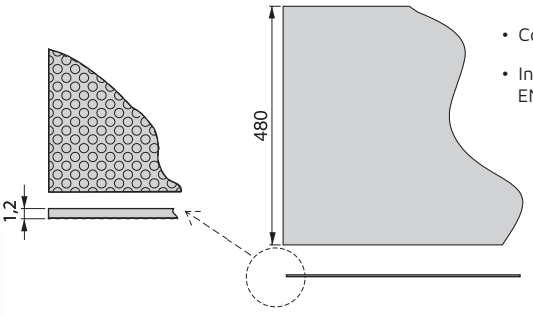

L	Cod.		
1,5 m	**80201**	**21**	25

Tecnoplastica / Plastic

- Conforme ai test ecologici di tossicità EN-71/3.
- In compliance with the ecological tests of toxicity EN-71/3.

PROTEZIONI MODULI BASE
MODULE BASE PLATE PROTECTORS

Fondi sotto lavello
Base plate protectors



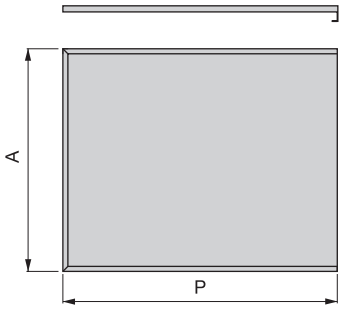

	P	Modulo Module	A	Cod.		
16	493	500	468	**81280**	**61**	20
16	493	600	568	**81172**	**61**	20
16	493	700	668	**80281**	**61**	20
16	493	800	768	**80173**	**61**	20
16	493	900	868	**80174**	**61**	20
16	493	1.000	968	**80282**	**61**	20
16	493	1.200	1.168	**80629**	**61**	20
16	560	500	468	**80621**	**61**	20
16	560	600	568	**80622**	**61**	20
16	560	700	668	**80623**	**61**	20
16	560	800	768	**80624**	**61**	20
16	560	900	868	**80625**	**61**	20
16	560	1.000	1.068	**80626**	**61**	20
16	560	1.200	1.168	**80628**	**61**	20
16	580	450	418	**84763**	**61**	20
16	580	500	468	**84766**	**61**	20
16	580	600	568	**84769**	**61**	20
16	580	700	668	**84770**	**61**	20
16	580	800	768	**84773**	**61**	20
16	580	900	868	**84774**	**61**	20
16	580	1.000	968	**80937**	**61**	20
16	580	1.200	1.168	**80630**	**61**	20

Alluminio e tecnoplastica / Aluminium and plastic



- Queste protezioni sono state concepite per essere montate su moduli sotto lavello della cucina.
- These protectors are to be installed in sink modules and low kitchen modules.

	P	Modulo Module	A	Cod.		
18	510	600	564	**80651**	**61**	20
18	510	900	864	**80652**	**61**	20
18	510	1.200	1.164	**80653**	**61**	20

Alluminio and tecnoplastica / Aluminium and plastic

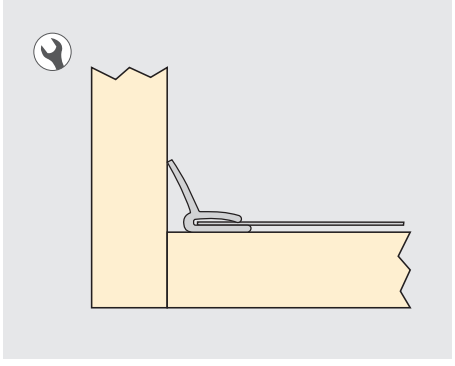



ALBEAM

ALBEAM

Profilo traverso

Cross-piece profile



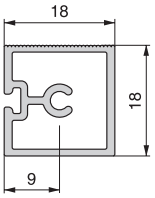

L	Cod.		
4 m	**89203**	**62**	14
m	**89206**	**62**	-

Alluminio / Aluminium

Lunghezza per il taglio del profilo.
Length of cut for the aluminium profile.

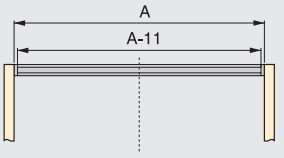

Accessorio di unione

Accessorio di unione



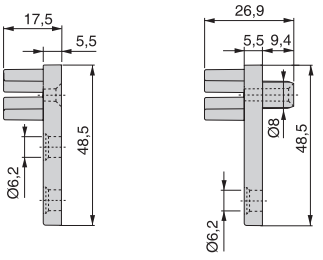

Descrizioni Description	Cod.		
A vite Aparafusar	**89205**	**21**	100
A pressione Com bucha	**89204**	**21**	100

Tecnoplastica / Plastic

Profilo paracolpi

Cushioning profile



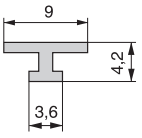

L	Cod.		
56	**89202**	**21**	1

Tecnoplastica / Plastic

MONTAGGIO A VITE
SCREW-ON ASSEMBLY

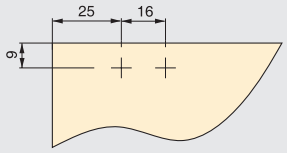

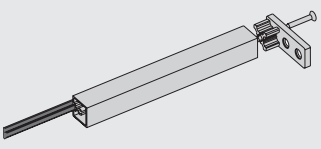

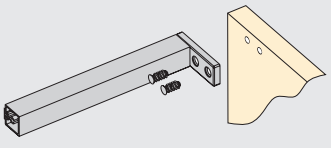

MONTAGGIO A PRESSIONE
DOWEL FIX ASSEMBLY

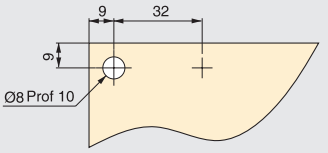

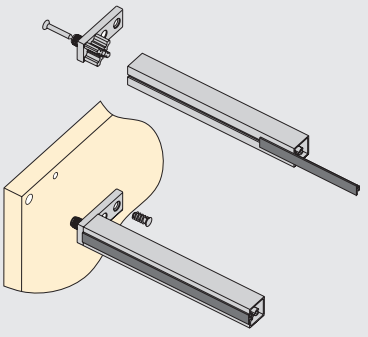

PATTUMIERE PER IL RICICLAGGIO

8.33 Pattumiere per cassetto Recycle
8.35 Pattumiere con fissaggio inferiore ad estrazione automatica
8.37 Pattumiere con fissaggio inferiore ad estrazione manuale
8.39 Pattumiere con fissaggio laterale
8.41 Pattumiere con fissaggio nell´anta ad estrazione automatica

RECYCLING BINS

8.33 Recycle drawer bins
8.35 Automatic opening bins with lower fastening
8.37 Manual opening bins
8.39 Waste bins with lateral fastening
8.41 Container for door with automatic lid




emuca

recycle



Altezza / Height		216	266
		12L 6L	15L 7L
450		Cod. 8197523	Cod. 8198123
	Cod. 8196523	Cod. 8197723	Cod. 8198323
		Cod. 8197623	Cod. 8198223
	Cod. 8196623	Cod. 8197823	Cod. 8198423
500		Cod. 8197523	Cod. 8198123
	Cod. 8196723	Cod. 8197723	Cod. 8198323
		Cod. 8197623	Cod. 8198223
	Cod. 8196823	Cod. 8197823	Cod. 8198423

Altezza / Height		216	266
		12L 6L	15L 7L
600		Cod. 8197623	Cod. 8198223
	Cod. 8196923	Cod. 8197823	Cod. 8198423
700		Cod. 8197623	Cod. 8198223
	Cod. 8197023	Cod. 8197823	Cod. 8198423
800	Cod. 8197123	Cod. 8197923	Cod. 8198523
900	Cod. 8197223	Cod. 8197923	Cod. 8198523
1.000	Cod. 8197323	Cod. 8197923	Cod. 8198523
1.200	Cod. 8197423	Cod. 8198023	Cod. 8198623

PATTUMIERE PER CASSETTO RECYCLE
RECYCLE DRAWER BINS

Base per coperchio manuale
Base for manual lid

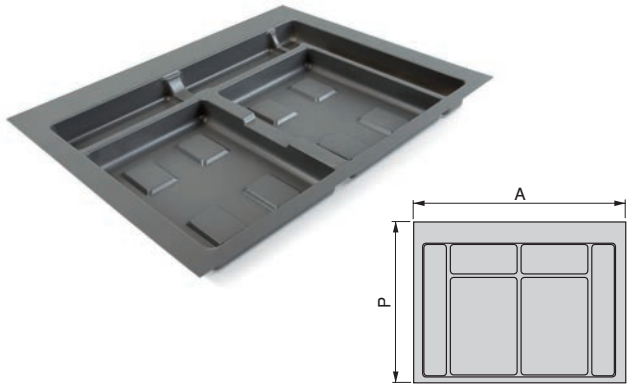

	Cavità Cavities	A	P	Cod.		
450	1	336 - 386	414 - 482	**81965**	**23**	1
450	2	307 - 386	435 - 482	**81966**	**23**	1
500	1	336 - 436	414 - 482	**81967**	**23**	1
500	2	307 - 436	435 - 482	**81968**	**23**	1
600	2	486 - 536	414 - 482	**81969**	**23**	1
700	2	585 - 636	414 - 482	**81970**	**23**	1
800	3	650 - 736	414 - 482	**81971**	**23**	1
900	3	768 - 836	414 - 482	**81972**	**23**	1
1.000	3	885 - 936	414 - 482	**81973**	**23**	1
1.200	4	1.085 - 1.136	414 - 482	**81974**	**23**	1

Tecnoplastica / Plastic

Set di pattumiere di altezza 216mm
Bin set 216 mm height

216



GOLA

	L TOTAL	12L	6L	Cod.		
450 / 500	12	1 ud	-	**81975**	**23**	1
450 / 500 / 600 / 700	24	2 uds	-	**81976**	**23**	1
450 / 500	12	-	2 uds	**81977**	**23**	1
450 / 500 / 600 / 700	24	1 ud	2 uds	**81978**	**23**	1
800 / 900 / 1.000	36	2 uds	2 uds	**81979**	**23**	1
1.200	48	3 uds	2 uds	**81980**	**23**	1

Tecnoplastica / Plastic

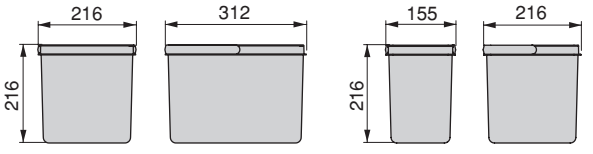

Set di pattumiere di altezza 266mm
Bin set 266mm height

266



	L TOTAL	15L	7L	Cod.		
450 / 500	15	1 ud	-	**81981**	**23**	1
450 / 500 / 600 / 700	30	2 uds	-	**81982**	**23**	1
450 / 500	14	-	2 uds	**81983**	**23**	1
450 / 500 / 600 / 700	29	1 ud	2 uds	**81984**	**23**	1
800 / 900 / 1.000	44	2 uds	2 uds	**81985**	**23**	1
1.200	59	3 uds	2 uds	**81986**	**23**	1

Tecnoplastica / Plastic

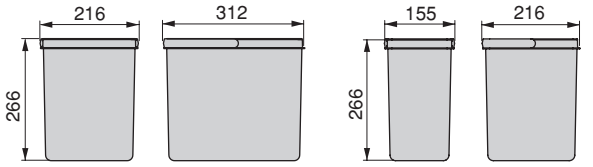

PATTUMIERE CON FISSAGGIO INFERIORE AD ESTRAZIONE AUTOMATICA
AUTOMATIC OPENING BINS WITH LOWER FASTENING

2 contenitori da 16 litri
2 bins 16 litres

min.	L TOTAL	16L	Cod.		
500 automatic 400 manual	32	2 ud	**89068**	**65**	1

Acciaio inossidabile e tecnoplastica
Stainless steel and plastic



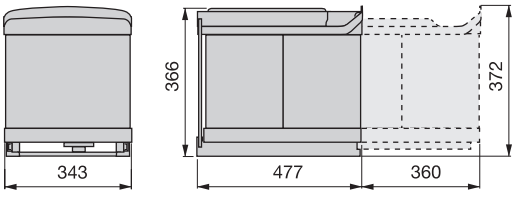

1 contenitore da 16 litri e 2 da 7,5 litri
1 bin 16 litres and 2 bins 7,5 litres

min.	L TOTAL	16L	7,5L	Cod.		
500 automatic 400 manual	32	1 ud	2 ud	**80382**	**21**	1

Tecnoplastica / Plastic



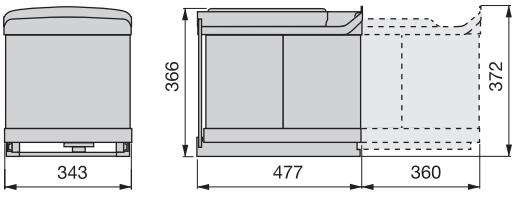



21 | Plastica grigia / Grey plastic
65 | Acciaio inossidabile / Stainless steel

2 contenitori da 14 litri
2 bins 14 litres

min.	L TOTAL	14L	Cod.		
400 automatic 350 manual	28	2 ud	**80771**	**65**	1

Acciaio inossidabile e tecnoplastica
Stainless steel and plastic



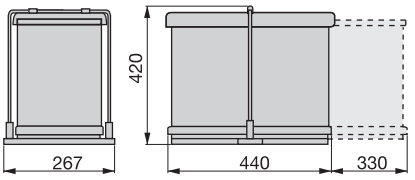

2 contenitori da 14 litri
2 bins 14 litres

min.	L TOTAL	14L	Cod.		
400 automatic 350 manual	28	2 ud	**80772**	**21**	1

Tecnoplastica / Plastic



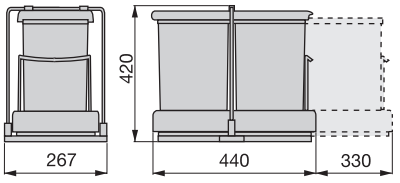



PATTUMIERE CON FISSAGGIO INFERIORE AD ESTRAZIONE MANUALE

MANUAL OPENING BINS

- Estrazione manuale tramite guide a sfere.
- Apertura automatica del coperchio.

- Manual pull-out on ball bearing slides.
- Lid opens automatically.

3 contenitori 1x16 litri e 2x7,5 litri

3 bins 16 litres and 7,5 litres

min.	L TOTAL	16L	7,5L	Cod.	
400	31	1 ud	2 uds	**80381**	**21**	1

Tecnoplastica / Plastic



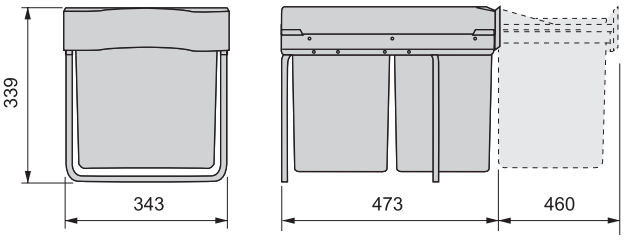

- Guide ad estrazione totale
- Full extension slides.

2 contenitori da 16 litri

2 bins 16 litres

min.	L TOTAL	16L	Cod.	
400	32	2 uds	**80380**	**21**	1

Tecnoplastica / Plastic



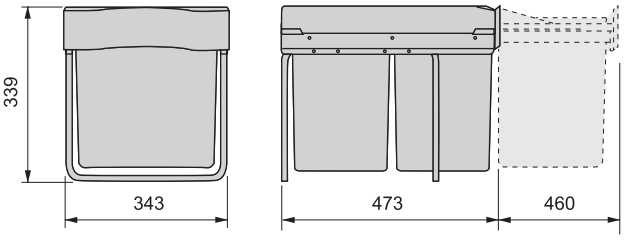

- Guide ad estrazione totale
- Full extension slides.

1 contenitore da 16 litri

1 bin 16 litres

min.	L TOTAL	16L	Cod.	
300	16	1 uds	**89066**	**21**	1

Tecnoplastica / Plastic



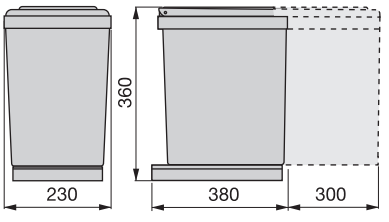

- Apertura automatica del coperchio.
- Lid opens automatically.

15 Plastica bianca / White plastic | 21 Plastica grigia / Grey plastic | 65 Acciaio inossidabile / Stainless steel

2 contenitori da 14 litri
2 bins 14 litres

min.	L TOTAL	14L	Cod.		
400	28	2 uds	**84890**	**21**	1

Tecnoplastica e acciaio
Plastic and steel



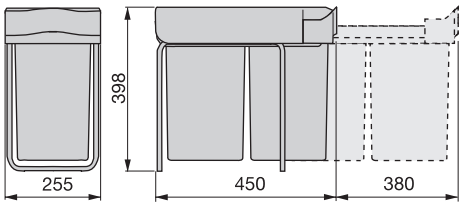

1 contenitore da 20 litri
1 bin 20 litres

min.	L TOTAL	20L	Cod.		
400	20	1 uds	**84889**	**21**	1

Tecnoplastica e acciaio
Plastic and steel



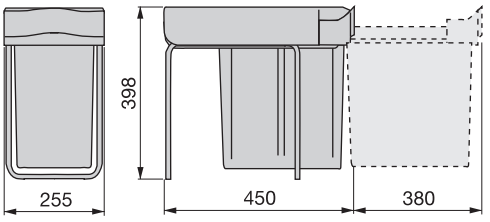

- Coperchio studiato per facilitare l'apertura e la chiusura in presenza di rifiuti sporgenti.
- The lid has been studied to facilitate the opening and closing in the presence of jutting out waste.



- Vaschetta multiuso rimovibile.
- Multi-use removable tray.



for drawer







www.emuca.com

PATTUMIERE CON FISSAGGIO LATERALE
WASTE BINS WITH LATERAL FASTENING



Per modulo da 450
For cabinet of 450



H: 298



H: 463

	L TOTAL	Prof. Depth	29L	17L	H	Z min	Cod.		
450	58	500	2 uds	-	463	410	**89240**	**21**	1
450	34	500	-	2 uds	298	245	**89241**	**21**	1

Tecnoplastica / Plastic

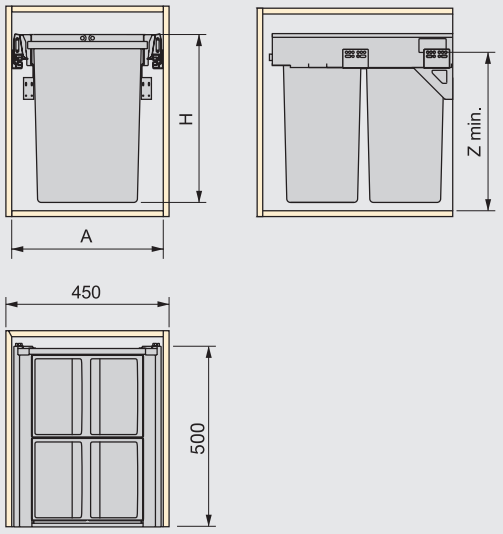

Cassetto Vantage-Q per pattumiere
Vantage-Q drawer for waste bin

Prof. Depth	Cod.		
500	**30177**	**25**	1

Acero / Aço



SLOW | Max. 50 kg | 16 mm | 18 mm | 19 mm

Per pannello da 16 mm si può utilizzare il cassetto Vantage-Q modulo da 500 mm.
Pag. 3.42

For panels of 16 mm thickness, is possible to use the module 500 mm Vantage-Q drawer.
Pag. 3.42

21 Plastica grigia / Grey plastic
25 Verniciato alluminio / Silver painted

PATTUMIERE CON FISSAGGIO NELL´ANTA AD ESTRAZIONE AUTOMATICA
CONTAINER FOR DOOR WITH AUTOMATIC LID

1 contenitore da 15 litri
1 bin 15 litres

	L TOTAL	15L	Cod.	
450	15	1 uds	**81991**	**23**	1

Tecnoplastica / Plastic



Sinistra / Left



Destra / Right



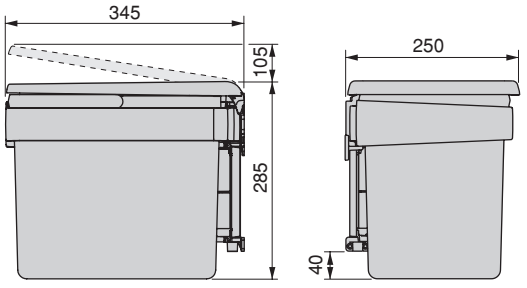

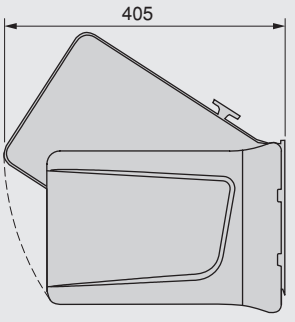





www.emuca.com

15 Plastica bianca / White plastic | 21 Plastica grigia / Grey plastic | 23 Plastica grigio antracite / Grey plastic antracite | 65 Acciaio inossidabile / Stainless steel

Sinistra / Left

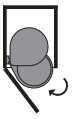

Destra / Right

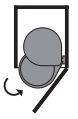

Tondo 1 contenitore da 13 litri

Circular 13 litres bin



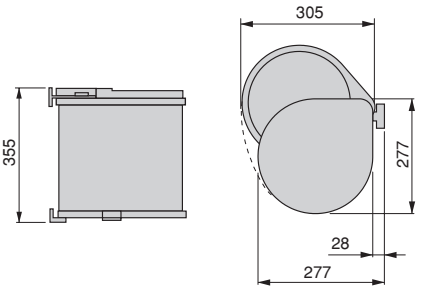

	L TOTAL	13L	Cod.		
400	13	1 uds	**80358**	**65**	1

Acciaio inossidabile e tecnoplastica
Stainless steel and plastic

Tondo 1 contenitore da 13 litri

Circular 13 litres bin



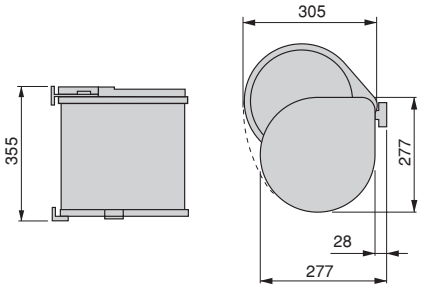

	L TOTAL	13L	Cod.		
400	13	1 uds	**80358**	**15**	**21**	1

Tecnoplastica / Plastic





PIEDINI E ZOCCOLI DA CUCINA

Piedini da cucina

8.45 Piedini Bone

Zoccoli e accessori

8.47 Zoccoli e accessori Noline
8.49 Zoccoli e accessori Plasline
8.51 Alzatine e accessori

KITCHEN LEGS AND PLINTHS

Kitchen feet

8.45 Bone feet

Plinth and accessories

8.47 Noline plinths and accessories
8.49 Plasline plinths and accessories
8.51 Trims and accessories





PIEDINI BONE
BONE FEET



- Piedino per moduli base da cucina.
- Compatibile con zoccoli in alluminio e in legno mediante montaggio a vite o con fresata.
- Test effettuati dal CERT- Centro di Certificazione e Test di Treviso Tecnologia.
- Confezionato a 4 pezzi in scatole da 200 pezzi.

- Feet system for kitchen lower cabinets.
- Compatible with the aluminium and wooden plinth through, screw or drilling mounting.
- Tests made by the CERT - Centro Di Certificazione E Test Di Treviso Tecnologia.
- Packaging in bags of 4 units and in boxes of 200 feet.

Usare viti da Ø4 o Ø4,5mm.

Use screws Ø4 ou Ø4,5mm.



Piedino Bone 60 - 80
60 - 80 Bone foot



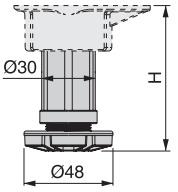

Altezza zoccolo Height of plinth	H	Cod.		
60	56 - 66	**39113**	**17**	200
80	74 - 84	**39114**	**17**	200

Tecnoplastica / Plastic

Piedino Bone 100 - 180
100 - 180 Bone foot



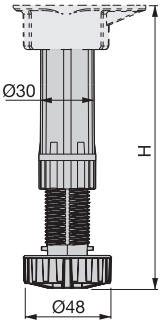

Altezza zoccolo Height of plinth	H	Cod.		
100 - 120	98 - 140	**39118**	**17**	200
120 - 150	118 - 160	**39119**	**17**	200
150 - 165 - 180	148 - 190	**39120**	**17**	200

Tecnoplastica / Plastic

Base con montaggio a vite
Screw mounting base



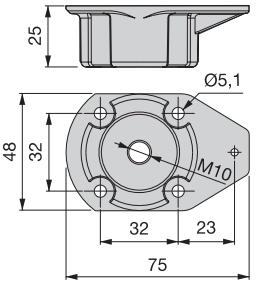

Cod.		
39121	**17**	200

Tecnoplastica / Plastic

Base a montaggio diretto
Direct mounting base



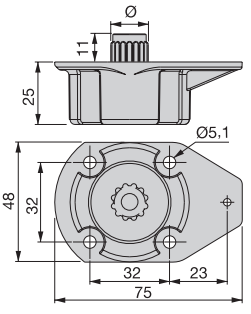

	Ø	Cod.		
12	12,5	**39122**	**17**	200
13	13,5	**39132**	**17**	200
15	15,5	**39131**	**17**	200
16	16,5	**39124**	**17**	200

Tecnoplastica / Plastic

05 Cincado / Zincado | 15 Plastica bianca / White plastic | 17 Plastica nera / Black plastic

Pinza per zoccoli montaggio diretto / vite

Plinth clip. Screw on / Direct Mount



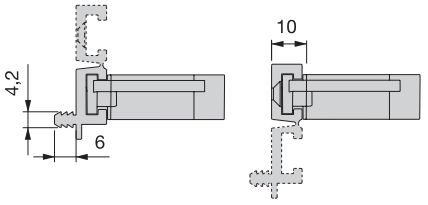

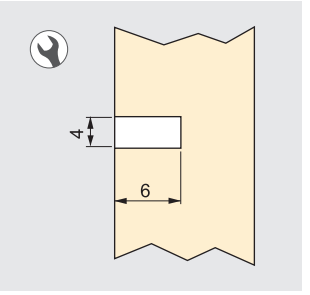

Cod.		
39129	**17**	200

Tecnoplastica / Plastic

Pinza per zoccoli Noline e Plasline

Clip for Noline and Plasline plinths



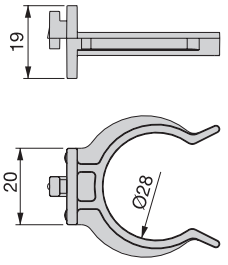

Cod.		
39130	**17**	200

Tecnoplastica / Plastic

Vite M10

M10 screw



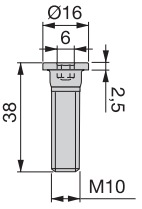

Cod.		
39126	**05**	200

Acciaio / Steel

Tappo

Cap



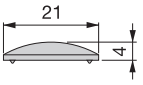

Cod.		
39127	**15**	200

Tecnoplastica / Plastic

Kit piede Bone con base

KIT

Feet Bone with base kit



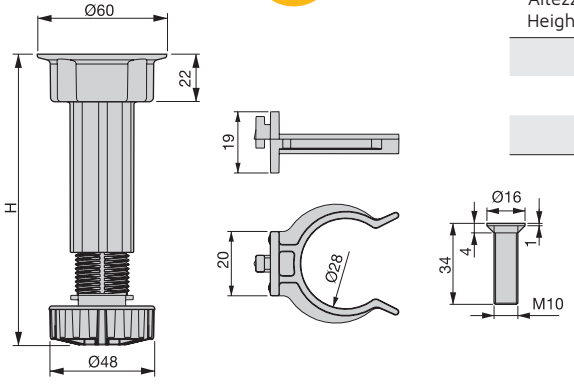

Altezza zoccolo Height of plinth	H	Cod.		
100	98 - 115	**39995**	**17**	50
120	118 - 135	**39990**	**17**	50
150	148 - 165	**39994**	**17**	50

Tecnoplastica / Plastic

ZOCCOLI E ACCESSORI NOLINE
NOLINE PLINTHS AND ACCESSORIES

- Compatibile con i piedini Bone.
- Compatible with Bone feet.

Zoccolo Noline
Noline plinth



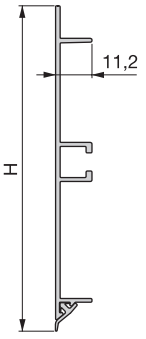

H	L	Cod.		
60	4 m	**80417**	**63**	6
80	4 m	**80418**	**63**	6
100	4 m	**80411**	**63**	6
120	4 m	**80420**	**63**	6
150	4 m	**80421**	**63**	6
165	4 m	**80422**	**63**	6

Alluminio / Aluminium





Angolo da 90°

90° angle



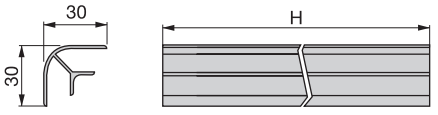

H	Cod.		
100	**80583**	**62**	20
120	**80584**	**62**	20
150	**80795**	**62**	20
165	**80050**	**62**	20

Alluminio / Aluminium

Prolunga

Extension



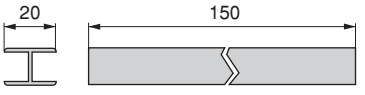

Cod.		
80793	**62**	20

Alluminio / Aluminium

Angolo regolabile

Adjustable angle



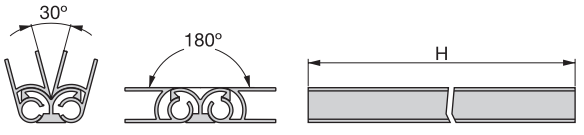

H	Cod.		
60	**80534**	**62**	10
80	**80537**	**62**	10
100	**80587**	**62**	10
120	**81588**	**62**	10
150	**80945**	**62**	10
165	**80053**	**62**	10

Alluminio / Aluminium

ZOCCOLI E ACCESSORI PLASLINE

PLASLINE PLINTHS AND ACCESSORIES

- Compatibile con i piedini Bone.
- Vengono forniti con un film di protezione.
- I modelli con finitura 63 e 69 constano di rivestimento in foglia di alluminio.
- I modelli con finitura 12, 15 e 23 constano di rivestimento di carta sopra la struttura in plastica.

- Compatible with Bone feet.
- Suppled with protective plastic film.
- Pieces with finish 63 and 69 have a laminate aluminium covering the plastic structure.
- Pieces with finish 12, 15 and 23 consist of a plastic structure covered in a thin melamine sheet.

Zoccolo Plasline

Plasline plinth



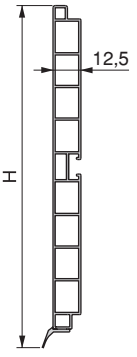

H	L	Cod.						
100	2,4 m	**80604**	-	-	-	**63**	**69**	10
100	4 m	**80601**	**12**	-	**23**	**63**	**69**	10
120	4 m	**80602**	-	**15**	-	**63**	-	10
150	2,4 m	**80605**	-	-	-	**63**	**69**	10
150	4 m	**80603**	**12**	-	**23**	**63**	**69**	10
165	4 m	**80610**	-	-	-	**63**	-	10
180	4 m	**89130**	-	-	-	**63**	-	10

Tecnoplastica / Plastic



12 Verniciato bianco / White painted
15 Plastica bianca / White plastic
23 Plastica grigio antracite / Grey plastic antracite
63 Anodizzato satinato / Satin anodized
69 Champagne anodizzato / Champagne anodized

Angolo da 90°

90° angle



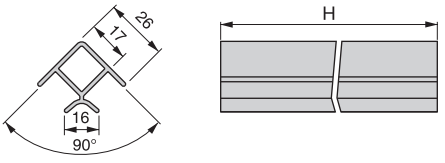

H	Cod.				
100	**80116**	**23**	**63**	**69**	20
120	**80135**	-	**63**	-	20
150	**80156**	**23**	**63**	**69**	20
165	**89194**	-	**63**	-	20
180	**89131**	-	**63**	-	20

Tecnoplastica / Plastic

- La parte interna è rivestita.
- Interior coated side.

Prolunga

Extension



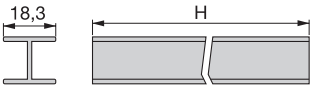

H	Cod.		
150	**80609**	**63**	20

Tecnoplastica / Plastic

Prolunga flessibile

Flexible angle



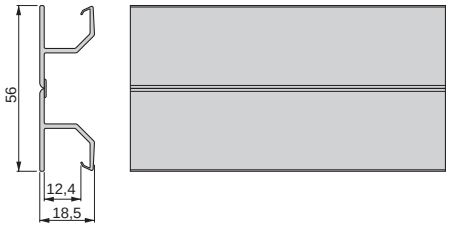

H	Cod.						
100	**89101**	**12**	-	**23**	**63**	**69**	20
120	**89102**	-	**15**	**23**	**63**	-	20
150	**89103**	**12**	-	**23**	**63**	**69**	20
165	**89104**	-	-	-	**63**	-	20
180	**89105**	-	-	-	**63**	-	20

Tecnoplastica / Plastic

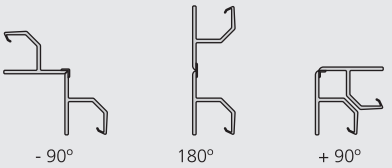

ALZATINE E ACCESSORI
TRIMS AND ACCESSORIES

- I modelli con finitura 63 constano di rivestimento in foglia di alluminio.
- I modelli con finitura 23 constano di rivestimento in foglia sopra la struttura in plastica.

- Pieces with finish 63 have a laminate aluminium covering the plastic structure.
- Pieces with finish 23 consist of a plastic structure covered in a thin melamine sheet.

Alzatina Miniline triangolare
Miniline triangular trim



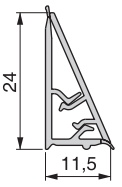

L	Cod.		
4 m	**89223**	**63**	10

Alluminio and tecnoplastica
Aluminium and plastic

Accessori alzatina Miniline triangolare
Miniline triangular trim accessories



Cod.		
89224	**21**	20

Tecnoplastica / Plastic

Alzatina Miniline rettangolare
Miniline rectangular trim



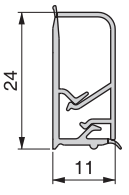

L	Cod.			
4 m	**89362**	**23**	**63**	10

Tecnoplastica / Plastic



Accessori alzatina Miniline rettangolare
Miniline rectangular trim accessories



Cod.			
89226	**21**	**23**	20

Tecnoplastica / Plastic



21 Plastica grigia / Grey plastic | 23 Plastica grigio antracite / Grey plastic antracite | 63 Anodizzato satinato / Satin anodized





Alzatina Plasline

Plasline trim



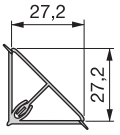

L	Cod.		
4 m	**89142**	**63**	10

Tecnoplastica / Plastic

Accessori alzatina Plasline

Plasline trim accessories



Cod.		
89143	**21**	20

Tecnoplastica / Plastic

Alzatina Mixline

Mixline trim



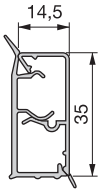

L	Cod.		
4 m	**89144**	**63**	10

Alluminio and tecnoplastica
Aluminium and plastic

Accessori alzatina Mixline

Mixline trim accessories



Cod.		
89145	**21**	20

Tecnoplastica / Plastic

8.5
53/60

SISTEMA GOLA

8.55 Sistema Gola curvo orizzontale
8.56 Accessori di unione
8.57 Accessori profilo Gola
8.58 Sistema Gola curvo verticale
8.60 Gola Top

GOLA SYSTEM

8.55 Horizontal Gola system
8.56 Binding accessories
8.57 Gola system profile accessories
8.58 Vertical Gola system
8.60 Gola Top





SISTEMA GOLA CURVO ORIZZONTALE
HORIZONTAL GOLA SYSTEM

Profilo superiore con paracolpi
Upper profile with rubber bumper



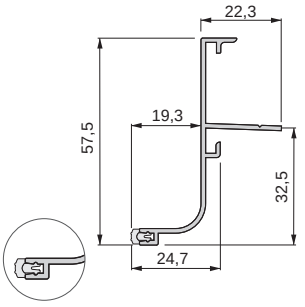

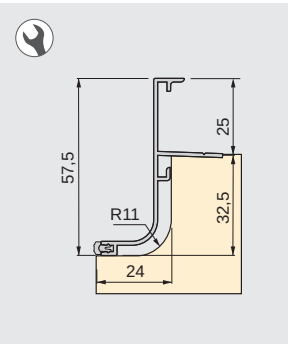

L	Cod.				
4 m	**89002**	**60**	**62**	6

Alluminio e tecnoplastica
Aluminium and plastic

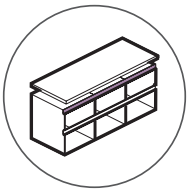

Profilo superiore
Upper profile



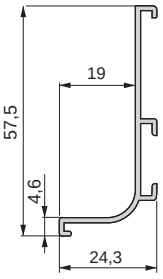

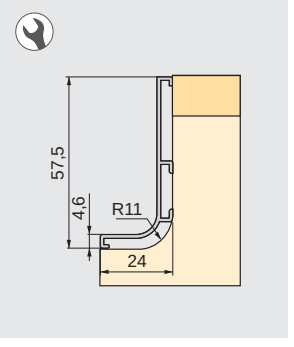

L	Cod.						
4 m	**89000**	**12**	**35**	**60**	**62**	**69**	8

Alluminio / Aluminium

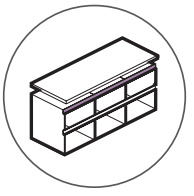

Profilo centrale con paracolpi
Central profile with rubber bumper



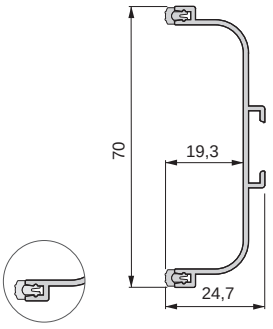

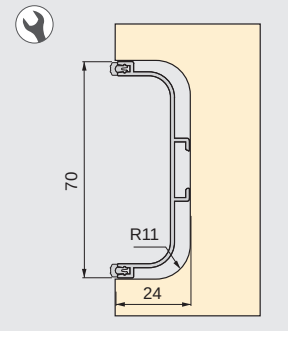

L	Cod.				
4 m	**89003**	**60**	**62**	6

Alluminio e tecnoplastica
Aluminium and plastic

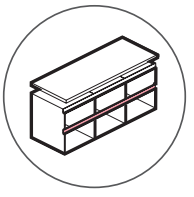

Profilo centrale
Central profile



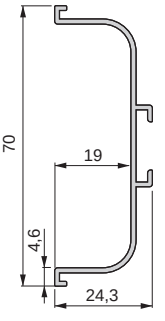

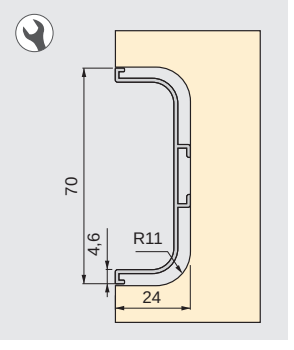

L	Cod.						
4 m	**89001**	**12**	**35**	**60**	**62**	**69**	6

Alluminio / Aluminium

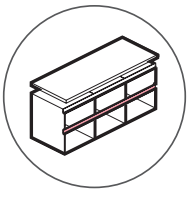

05 Cincado / Zincado | 12 Verniciato bianco / White painted | 21 Plastica grigia / Grey plastic Ral 9003 | 35 Grigio antracite / Anthracite grey | 60 Anodizzato brillo / Bright anodized | 62 Anodizzato opaco / Matt anodized | 69 Champagne anodizzato / Champagne anodized

ACCESSORI DI UNIONE
BINDING ACCESSORIES

• La nuova famiglia di profili Gola incorpora diversi supporti ad unione, adattabili alle esigenze di ogni cliente tramite pressione o avvitamento. Questi supporti sono validi sia per il lato destro che per quello sinistro.

• The new Gola family of profiles is characterised by the incorporation of different connecting support brackets adapted according to the needs of each customer, by pressure or direct screwing. These brackets are valid for both the right and the lef side.

	-	✓	✓	✓
	-	✓	✓	✓
	-	✓	✓	✓

Supporto di fissaggio
Support to fix



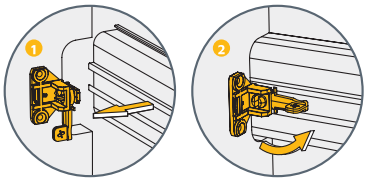

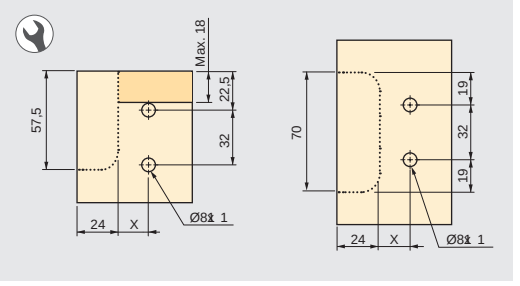

X	Cod.		
15	**89006**	**21**	40
19,7	**89007**	**21**	40

Tecnoplastica / Plastic

Squadretta
Bracket



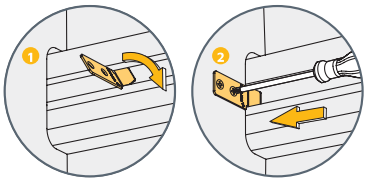

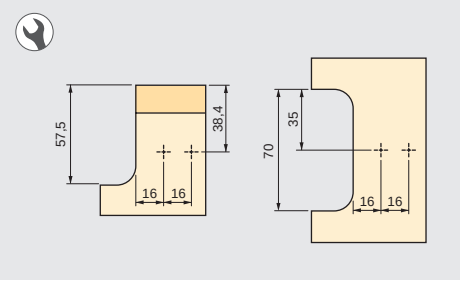

Cod.		
89234	**05**	50

Acciaio / Steel

Squadretta con vite a espansione
Angle bracket with expansion screw



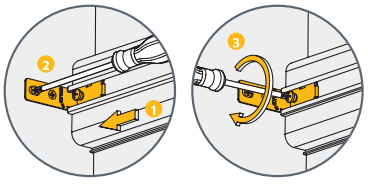

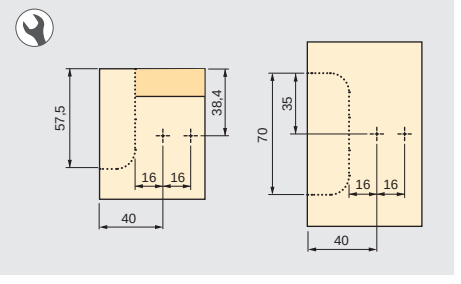

Cod.		
89235	**05**	50

Acciaio / Steel

www.emuca.com

ACCESSORI PROFILO GOLA
GOLA PROFILE ACCESSORIES

Accessori profilo superiore
Upper profile accessories



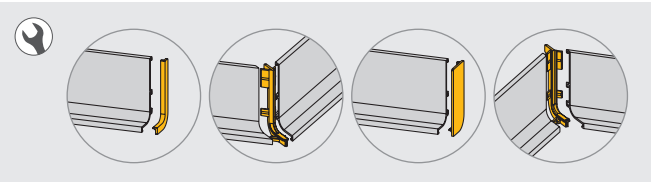

Cod.					
89008	**15**	**21**	**23**	**37**	10

Tecnoplastica / Plastic

Accessori profilo centrale
Central profile accessories



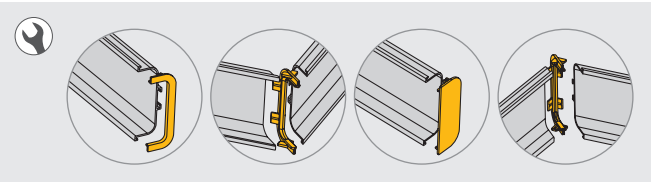

Cod.					
89009	**15**	**21**	**23**	**37**	10

Tecnoplastica / Plastic

Angolo Gola profilo superiore
Gola angle upper profile



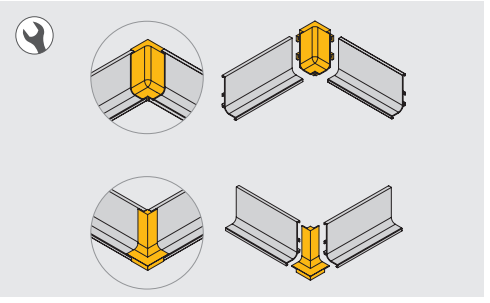

Descrizioni Description	Cod.		
	**89011**	**62**	1
	**89013**	**62**	1

Alluminio / Aluminium

Tappo Gola profilo superiore
Gola cover upper profile



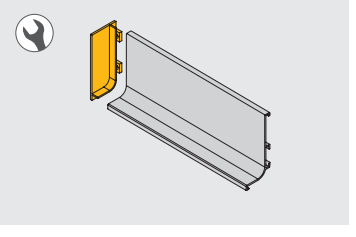

Descrizioni Description	Cod.		
	**89014**	**62**	1
	**89015**	**62**	1

Alluminio / Aluminium

Tappo Gola profilo centrale
Gola cover central profile



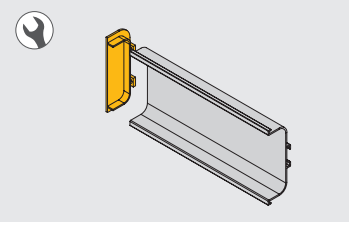

Descrizioni Description	Cod.		
	**89016**	**62**	1

Alluminio / Aluminium

12 Verniciato bianco White painted | 15 Plastica bianca White plastic | 17 Plastica nera Black plastic | 21 Plastica grigia Grey plastic | 23 Plastica grigio antracite Grey plastic antracite | 35 Grigio antracite Anthracite grey | 37 Plastica finitura Champagne Champagne effect plastic

SISTEMA GOLA CURVO VERTICALE
VERTICAL GOLA SYSTEM

- Permette anche il montaggio orizzontale.
- Montaggio per vite diretta.
- Per l'installazione del profilo nel mobile si raccomanda l'uso di viti di lunghezza 25mm.

- Can be also assembled horizontally.
- Assembly by direct screw.
- We recommend using a 25mm screw for installation of the cabinet profile.

Profilo laterale
Lateral profile

L	Cod.						
2,55 m	**89004**	**12**	**35**	**60**	**62**	**69**	6

Alluminio / Aluminium



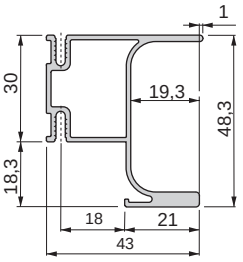

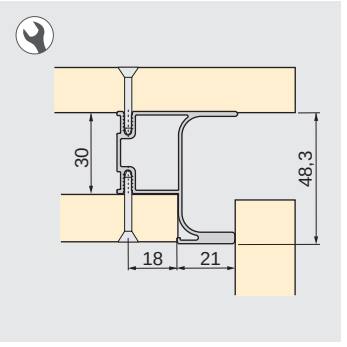

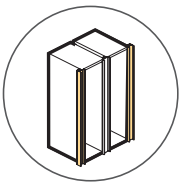

Profilo centrale
Central profile

L	Cod.						
2,55 m	**89005**	**12**	**35**	**60**	**62**	**69**	6

Alluminio / Aluminium



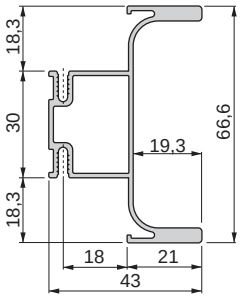

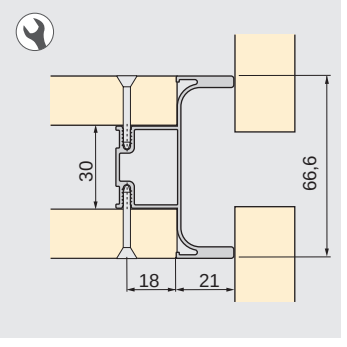

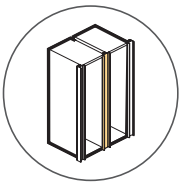

Distanziale 30 mm
Spacer of 30 mm

Cod.		
89179	**17**	100

Tecnoplastica / Plastic



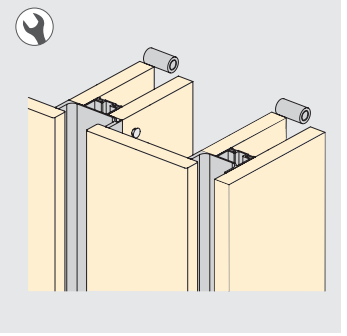

Profilo Gola per forno

Gola oven profile

L	Cod.				
580 mm	**89024**	**35**	**62**	**69**	5

Alluminio / Aluminium



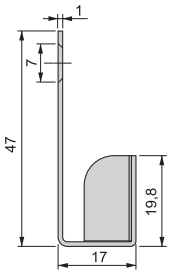



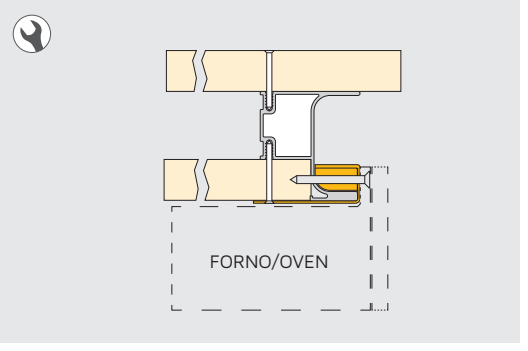

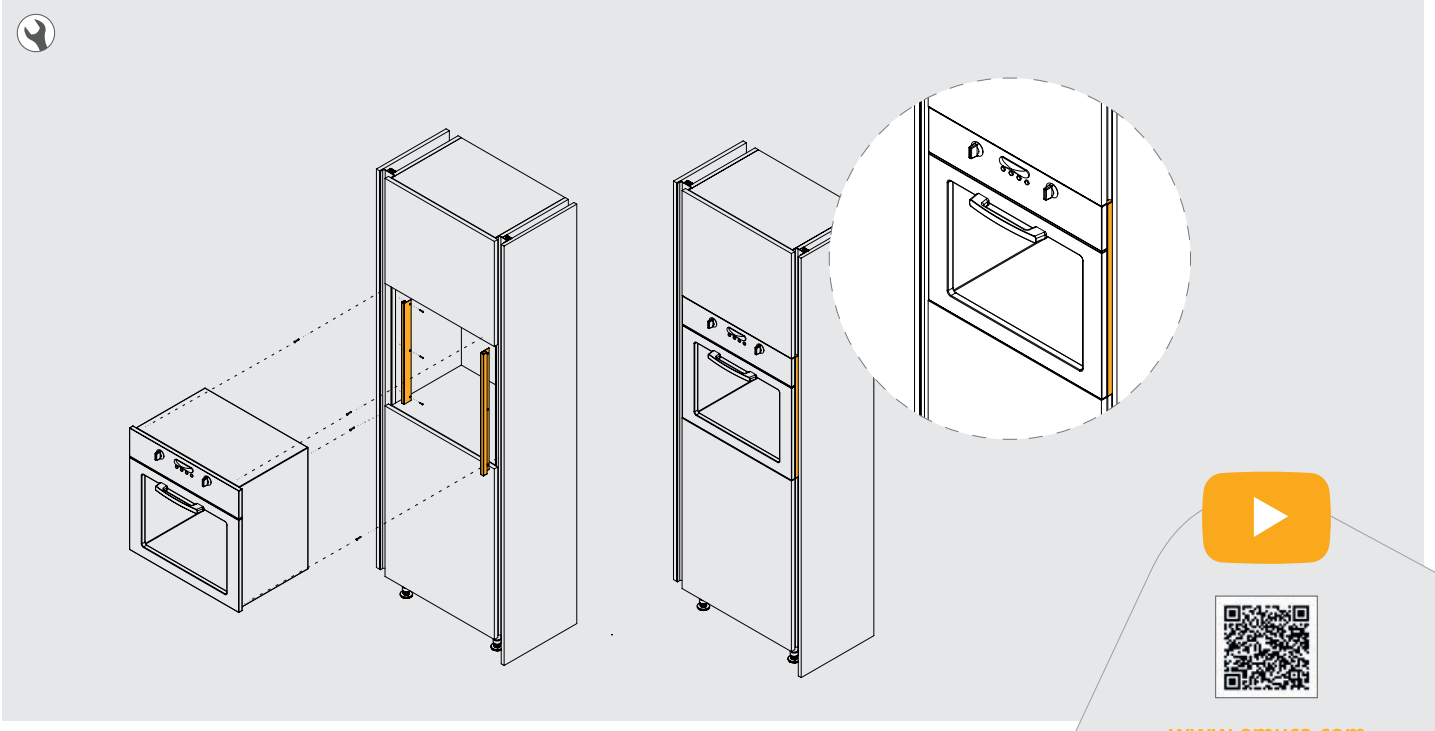

www.emuca.com

12 | Verniciato bianco / White painted
35 | Grigio antracite / Anthracite grey
62 | Anodizzato opaco / Matt anodized
69 | Champagne anodizzato / Champagne anodized

GOLA TOP

GOLA TOP

Gola Top a pressione

Pressure Gola Top



16 mm 19 mm

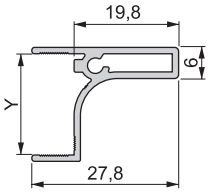

	L	Cod.					
16	3 m	**89021**	**12**	**35**	**62**	**69**	8
19	3 m	**89023**	**12**	**35**	**62**	**69**	8

Alluminio / Aluminium

- Finitura 12 verniciata in bianco RAL 9003.
- Finished 12 is RAL 9003.

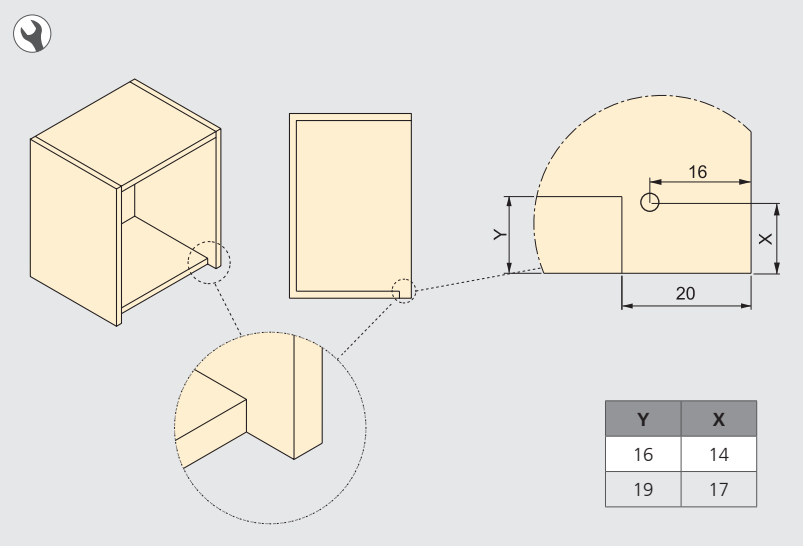

Y	X
16	14
19	17

Gola Top a incasso

Gola Top for fitting



18 mm

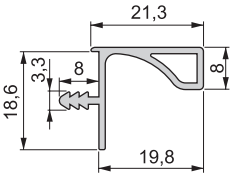

	L	Cod.				
18	3 m	**89022**	**35**	**62**	**69**	8

Alluminio / Aluminium

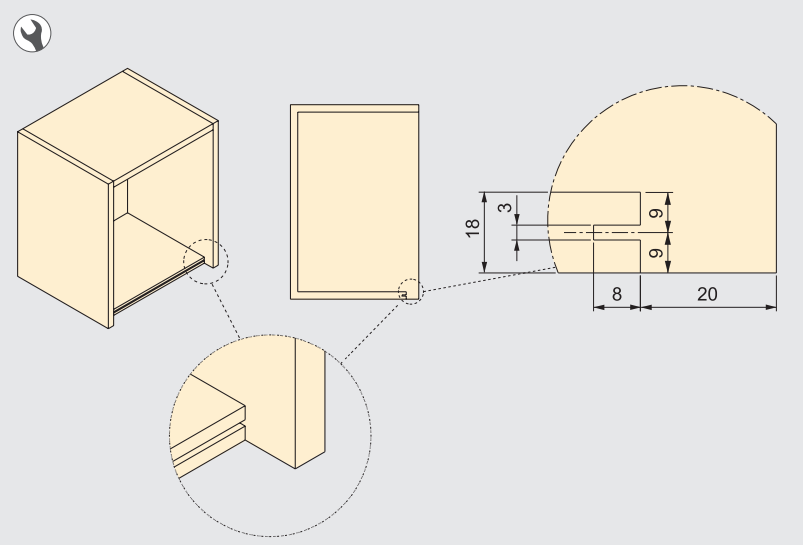

8.5
61/68

ACCESSORI PER IL BAGNO E LA LAVANDERIA

8.63 Salva sifone
8.64 Accessori Onda per il cassetto
8.68 Cesto per biancheria

ACCESSORIES FOR BATHROOM AND LAUNDRY ROOM

8.63 Under-sink insert
8.64 Onda accessories for drawer
8.68 Laundry basket



A



SALVA SIFONE
UNDER-SINK INSERT

Salva sifone rettangolare
Rectangular under-sink insert



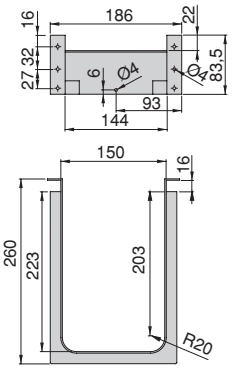

Cod.				
30118	**15**	**21**	**23**	6

Tecnoplastica / Plastic

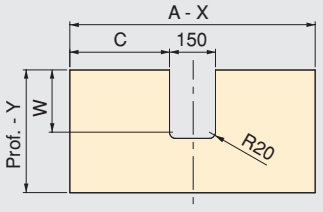

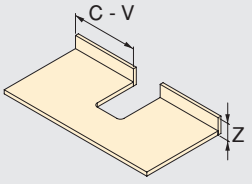

Modello / Model	V	W	X	Y	Z
Slim	5,5	203	75	24	84
Concept	11,5	220	19	10	68
Vantage Q	5,5	203	86	24	84
Ultrabox	5,5	203	31	1	84

Salva sifone rettangolare con vaschetta
Rectangular under-sink insert with drawer



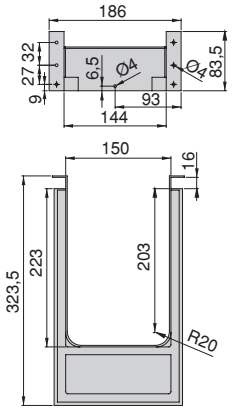

Cod.				
30114	**15**	**21**	**23**	6

Tecnoplastica / Plastic

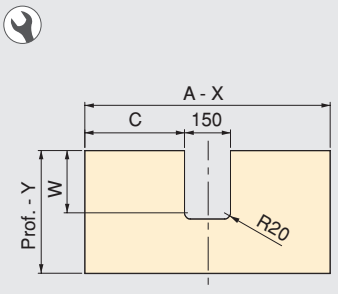

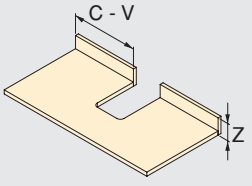

Modello / Model	V	W	X	Y	Z
Slim	5,5	203	75	24	84
Concept	11,5	220	19	10	68
Vantage Q	5,5	203	86	24	84
Ultrabox	5,5	203	31	1	84

Salva sifone semi circolare
Circular under-sink insert



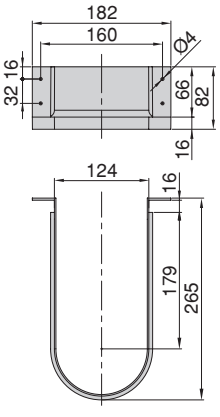

Cod.				
30121	**15**	**21**	**23**	10
30115	**15**	**21**	**23**	80

Tecnoplastica / Plastic

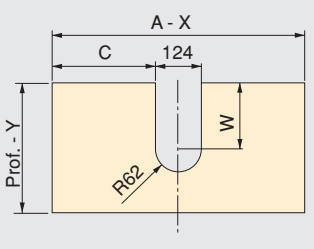

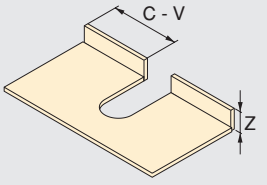

Modello / Model	V	W	X	Y	Z
Slim	5,5	179	75	24	84
Concept	11,5	196	19	10	68
Vantage Q	5,5	179	86	24	84
Ultrabox	5,5	179	31	1	84

15 Plastica bianca / White plastic | 21 Plastica grigia / Grey plastic | 23 Plastica grigio antracite / Anthracite grey plastic

onda









www.emuca.com

ACCESSORI PER IL CASSETTO
ACCESSORIES FOR DRAWER

Accessori bagno regolabili
Adjustable drawer organiser

Prof. Depth	Cod.			
350	**85005**	**15**	**23**	1

Tecnoplastica / Plastic



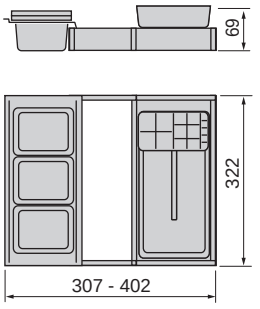

• Accessori bagno regolabile in larghezza composto da vassoio, 3 cassetti e porta cosmetici.

• Adjustable organiser drawer of width composed with tray, three boxes and makeup compartment.

Base organizzatrice
Drawer organiser

Prof. Depth	Cod.			
350	**85003**	**15**	**23**	1

Tecnoplastica / Plastic



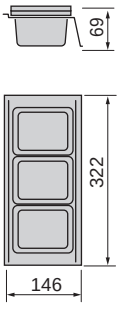

Accessori bagno regolabili
Adjustable drawer organiser

Prof. Depth	Cod.			
400	**85006**	**15**	**23**	1

Tecnoplastica / Plastic



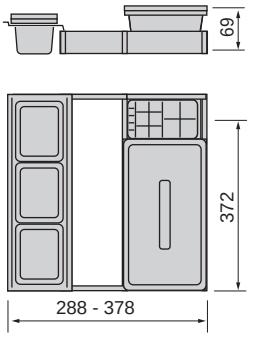

• Accessori bagno regolabile in larghezza composto da un cassetto con coperchio, 3 piccoli cassetti e porta cosmetici.

• Adjustable organiser drawer of width composed of a large box with lid, three small boxes and a makeup compartment.

15 Plastica bianca / White plastic
23 Plastica grigio antracite / Anthracite grey plastic

Base organizzatrice
Drawer organiser



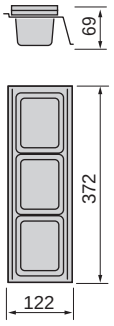

Prof. Depth	Cod.			
400	**85004**	**15**	**23**	1

Tecnoplastica / Plastic

Base organizzatrice
Drawer organiser



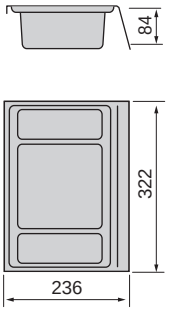

Prof. Depth	Cod.			
350	**85007**	**15**	**23**	1

Tecnoplastica / Plastic

- Compatibile con contenitore da 5 litri cod. 8500015 e 8500023.
- Compatible with container of 5 litres cod. 8500015 and 8500023.

Base organizzatrice
Drawer organiser



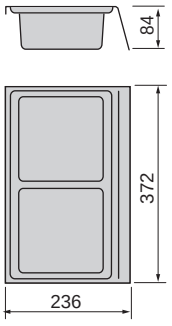

Prof. Depth	Cod.			
400	**85008**	**15**	**23**	1

Tecnoplastica / Plastic

- Compatibile con contenitore da 5 litri cod. 8500015 e 8500023.
- Compatible with container of 5 litres cod. 8500015 and 8500023.

Contenitore con coperchio da 5 litri

5 litre container with lid



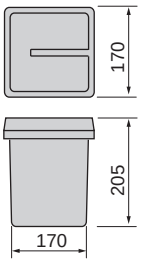

Cod.			
85000	**15**	**23**	1

Tecnoplastica / Plastic

Piastra per appendere contenitore

KIT

Plate and accessories for hanging



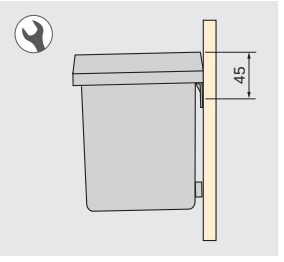

Cod.		
85001	**20**	1

Acciaio e fieltro
Steel and felt





CESTO PER BIANCHERIA
LAUNDRY BASKET



Cesto per porta biancheria
Laundry basket

(A) Modulo Module	Prof. Depth	40L	H	Z min	Cod.		
450	500	1 ud	506	453	**85002**	**15**	1

Tecnoplastica / Plastic





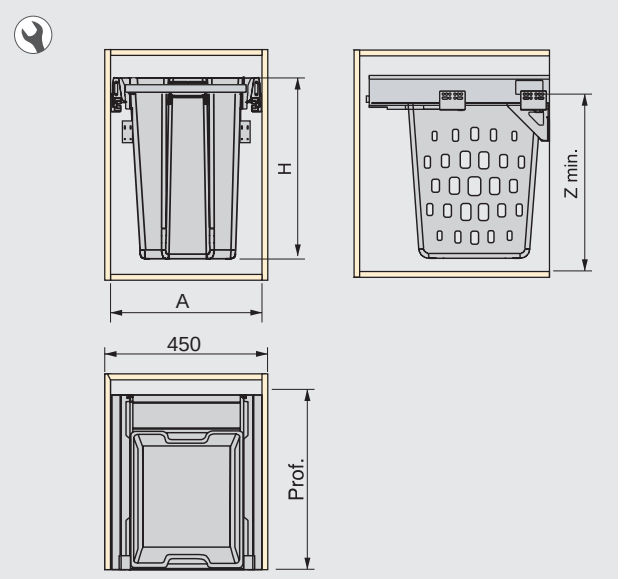

Cassetto Vantage-Q per lavanderia
Vantage-Q drawer for laundry room

Prof. Depth	Cod.		
500	**30177**	**12**	1

Acciaio / Steel



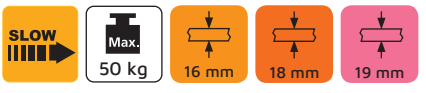

Per pannello da 16 mm si può utilizzare il cassetto Vantage-Q modulo da 500 mm. Pag. 3.42

For panels of 16 mm thickness, is possible to use the module 500 mm Vantage-Q drawer. Pag. 3.42

9

MANIGLIE

HANDLES





9.1 Alluminio

Maniglie alluminio

9.07 Bristol, Genova, Atlanta, Bonn, Dallas
9.09 Austin, Castellon, Bremen, Denver, Verona
9.11 Almeria, Glasgow, Bilbao, Dublin, Palermo
9.13 Tulip 1, Tulip 2, Setubal, Nantes, Monaco
9.15 Bologna, Detroit, Rhodes, Madrid
9.17 Sparta

9.1 Aluminium

Aluminium handles

9.07 Bristol, Genova, Atlanta, Bonn, Dallas
9.09 Austin, Castellon, Bremen, Denver, Verona
9.11 Almeria, Glasgow, Bilbao, Dublin, Palermo
9.13 Tulip 1, Tulip 2, Setubal, Nantes, Monaco
9.15 Bologna, Detroit, Rhodes, Madrid
9.17 Sparta

9.2 Acciaio

Maniglie acciaio

9.21 Orlando, Coimbra, Porto, Seoul

9.2 Steel

Steel handles

9.21 Orlando, Coimbra, Porto, Seoul

9.3 Zama

Maniglie zama

9.25 Kobe, Kyoto, Riga, Fuji, Tenerife
9.27 Prague, Calgary, Minneapolis, Montreal, Habana
9.29 Hollywood, Toronto, Shanghai, Boston, Colorado, Jakarta
9.31 Bombay, Lanzarote, Dubai, Lyon, Modena, Siena
9.33 Parma, Nagoya, Manchester, London
9.35 Montevideo, Santiago, Acapulco, Ankara, Lima, Milano, Nimes
9.37 Panama, Tucson, Reno, Oregon, Vienna, Mali
9.39 Papua, Marrakech, Nairobi, Cairo, Haiti

9.3 Zamak

Zamak handles

9.25 Kobe, Kyoto, Riga, Fuji, Tenerife
9.27 Prague, Calgary, Minneapolis, Montreal, Habana
9.29 Hollywood, Toronto, Shanghai, Boston, Colorado, Jakarta
9.31 Bombay, Lanzarote, Dubai, Lyon, Modena, Siena
9.33 Parma, Nagoya, Manchester, London
9.35 Montevideo, Santiago, Acapulco, Ankara, Lima, Milano, Nimes
9.37 Panama, Tucson, Reno, Oregon, Vienna, Mali
9.39 Papua, Marrakech, Nairobi, Cairo, Haiti

9.4 Tecnoplastica

Maniglie tecnoplastica

9.43 Stockholm, Malmo, Assen, Hanover, Minsk
9.45 Copenhagen, Kaunas, Halle, Hamburg, Kiev, Helsinki
9.47 Dortmund, Vilnus, Warsaw
9.49 Como, Pompei, Udine, Pisa, Bari, Ancona, Tivoli

9.4 Thermoplastic

Thermoplastic handles

9.43 Stockholm, Malmo, Assen, Hanover, Minsk
9.45 Copenhagen, Kaunas, Halle, Hamburg, Kiev, Helsinki
9.47 Dortmund, Vilnus, Warsaw
9.49 Como, Pompei, Udine, Pisa, Bari, Ancona, Tivoli

INFORMAZIONE MANIGLIE / HANDLES INFORMATION

Alluminio / Aluminium

Bristol 9.07


Genova 9.07


Atlanta 9.08


Bonn 9.08


Dallas 9.08


Austin 9.09


Castellon 9.09


Bremen 9.10


Denver 9.10


Verona 9.10


Almeria 9.11


Glasgow 9.11


Bilbao 9.11


Dublin 9.12


Palermo 9.12


Tulip 1 9.13


Tulip 2 9.13


Setubal 9.14


Nantes 9.14


Monaco 9.14


Bologna 9.15


Detroit 9.15


Rhodes 9.16


Madrid 9.16


Sparta 9.17


Acciaio / Steel

Orlando 9.21


Coimbra 9.22


Porto 9.22


Seoul 9.22


Zama / Zamak

Kobe 9.25


Kyoto 9.25


Riga 9.26


Fuji 9.26


Tenerife 9.26


Prague 9.27


Calgary 9.27


Minneapolis 9.27


Montreal 9.28


Habana 9.28


Hollywood 9.29


Toronto 9.29

Shanghai 9.29

Boston 9.30

Colorado 9.30

Jakarta 9.30

Bombay 9.31

INFORMAZIONE MANIGLIE / HANDLES INFORMATION

Zama / Zamak

Lanzarote 9.31



Dubai 9.31



Lyon 9.31



Modena 9.32



Siena 9.32



Parma 9.33



Nagoya 9.34



Manchester 9.34



London 9.34



Montevideo 9.35



Santiago 9.35



Acapulco 9.35



Ankara 9.35



Lima 9.36



Milano 9.36



Nimes 9.36



Panama 9.37



Tucson 9.37



Reno 9.37



Oregon 9.38



Vienna 9.38



Mali 9.38



Papua 9.39



Marrakech 9.39



Nairobi 9.40



Cairo 9.40



Haiti 9.40



Tecnoplastica / Thermoplastic

Stockholm 9.43



Malmo 9.43



Assen 9.44



Hanover 9.44



Minsk 9.44



Copenhagen 9.45



Kaunas 9.45



Halle 9.45



Hamburg 9.46



Kiev 9.46



Helsinki 9.46



Dortmund 9.47



Vilnus 9.47



Warsaw 9.48

Como 9.49

Pompei 9.49

Udine 9.49

Pisa 9.50

Bari 9.50

Ancona 9.50

Tivoli 9.50

9.1
05/18

ALLUMINIO

Maniglie alluminio

9.07 Bristol, Genova, Atlanta, Bonn, Dallas
9.09 Austin, Catellon, Bremen, Denver, Verona
9.11 Almeria, Glasgow, Bilbao, Dublin, Palermo
9.13 Tulip 1, Tulip 2, Setubal, Nantes, Monaco
9.15 Bologna, Detroit, Rhodes, Madrid
9.17 Sparta



ALUMINIUM

Aluminium handles

9.07 Bristol, Genova, Atlanta, Bonn, Dallas
9.09 Austin, Catellon, Bremen, Denver, Verona
9.11 Almeria, Glasgow, Bilbao, Dublin, Palermo
9.13 Tulip 1, Tulip 2, Setubal, Nantes, Monaco
9.15 Bologna, Detroit, Rhodes, Madrid
9.17 Sparta



MANIGLIE ALLUMINIO
ALUMINIUM HANDLES

Bristol

L	C	Cod.			
195	160	**92945**	**-**	**62**	20
291	256	**92946**	**11**	**62**	20

Alluminio / Aluminium



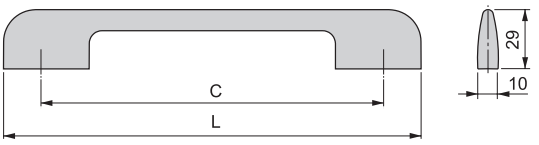

M4 INCLUDED

Genova

L	C	Cod.		
210	160	**92940**	**11**	20
174	224	**92941**	**11**	20

Alluminio / Aluminium



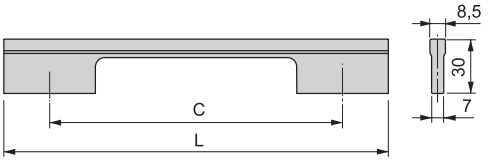

M4 INCLUDED



11 | Cromato brillo / Chrome plated
62 | Anodizzato opaco / Matt anodized

Atlanta



62

M4 INCLUDED

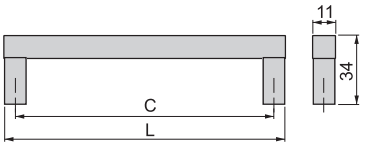

L	C	Cod.		
108	96	**93196**	**62**	15
140	128	**93197**	**62**	15
172	160	**93198**	**62**	15
268	256	**93199**	**62**	15
396	384	**93200**	**62**	15
492	480	**93201**	**62**	15
684	672	**93203**	**62**	15

Alluminio / Aluminium

Bonn



62

M4 INCLUDED



L	C	Cod.		
138	128	**93205**	**62**	10
170	160	**93206**	**62**	10

Alluminio / Aluminium

Dallas



62

M4 INCLUDED

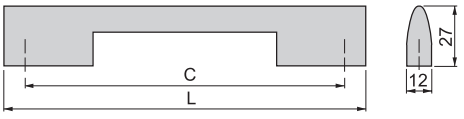

L	C	Cod.		
176	160	**93248**	**62**	20

Alluminio / Aluminium



Austin

NEW

L	C	Cod.			
184	128	**93564**	**51**	**64**	30

Alluminio / Aluminium



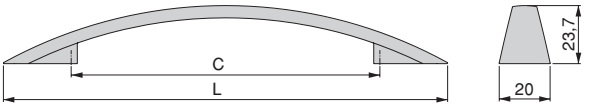

M4 INCLUDED

Castellon

L	C	Cod.		
172	160	**92942**	**11**	20
236	224	**92943**	**11**	20

Alluminio / Aluminium



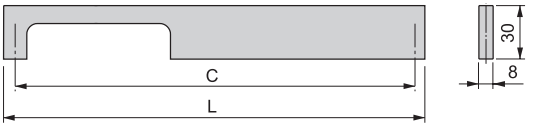

M4 INCLUDED



11 Cromato brillo / Chrome plated | 51 Nichel satinato / Satin nickel finished | 62 Anodizzato opaco / Matt anodized | 64 Cromato opaco / Matt chrome plated | 67 Anodizzato nero / Black anodized | 69 Champagne anodizzato / Champagne anodized

Bremen

NEW



M4 INCLUDED

L	C	Cod.				
64	32	**93553**	**62**	**67**	**69**	25
128	96	**93554**	**62**	**67**	**69**	25
160	128	**93555**	**62**	**67**	**69**	25

Alluminio / Aluminium

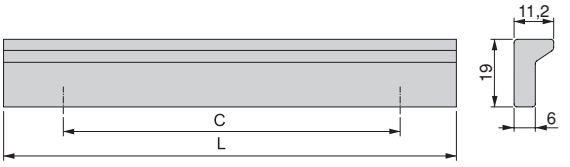



Denver



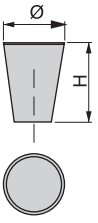

M4 INCLUDED

H	Ø	Cod.		
20	12	**93316**	**62**	50
26	20	**93318**	**62**	50

Alluminio / Aluminium

Verona



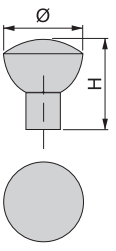

M4 INCLUDED

H	Ø	Cod.		
25	25	**93315**	**62**	50

Alluminio / Aluminium

Almeria



62

M4 INCLUDED

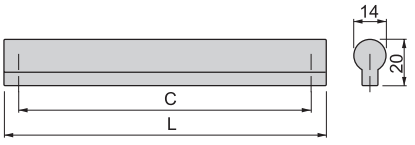

L	C	Cod.		
84	64	**93039**	**62**	25
148	128	**93040**	**62**	25

Alluminio / Aluminium

Glasgow



62

M4 INCLUDED

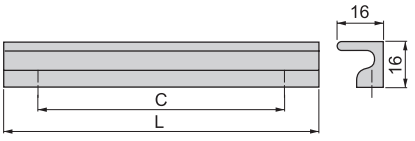

L	C	Cod.		
84	64	**93035**	**62**	25
148	128	**93036**	**62**	25
180	160	**93037**	**62**	25

Alluminio / Aluminium

Bilbao



62

M4 INCLUDED



L	C	Cod.		
36	16	**93298**	**62**	50
84	64	**93300**	**62**	30
148	128	**93301**	**62**	20
180	160	**93302**	**62**	20

Alluminio / Aluminium



Dublin

L	C	Cod.		
84	64	**93031**	**62**	25
148	128	**93032**	**62**	25
180	160	**93033**	**62**	25

Alluminio / Aluminium



62

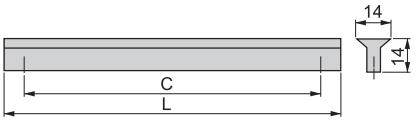

M4 INCLUDED

Palermo

L	C	Cod.		
120	96	**92938**	**62**	50
150	128	**92939**	**62**	25

Alluminio / Aluminium



62

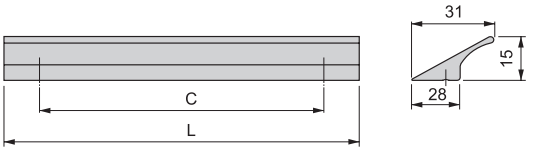

M4 INCLUDED



Tulip 1



L	Cod.			
62	**69202**	**35**	**62**	20
94	**69203**	**35**	**62**	20
126	**69204**	**35**	**62**	20
158	**69205**	**35**	**62**	20

Alluminio / Aluminium



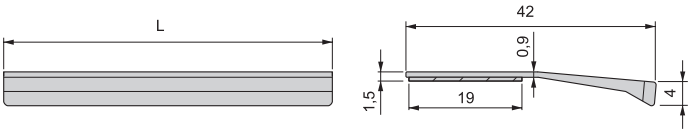

Tulip 2



L	Cod.				
62	**69206**	**35**	-	**62**	20
94	**69207**	**35**	-	**62**	20
126	**69208**	**35**	-	**62**	20
158	**69209**	**35**	**60**	**62**	20

Alluminio / Aluminium

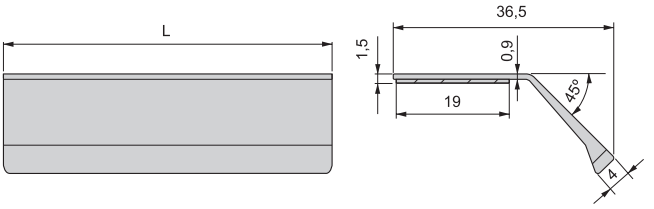

35 | Verniciato grigio antracite / Anthracite grey painted
60 | Anodizzato brillo / Bright anodized
62 | Anodizzato opaco / Matt anodized
69 | Champagne anodizzato / Champagne anodized

Setubal



60

62

L	B	C	D	E	Cod.			
45	6,5	32	-	-	**93002**	**60**	**62**	25
104	20	64	-	-	**93003**	**60**	**62**	25
198	35	128	-	-	**93004**	**60**	**62**	25
348	46	128	128	-	**93005**	**60**	**62**	25
398	71	128	128	-	**93006**	**60**	**62**	25
598	59	160	160	160	**93007**	**60**	**-**	25
798	63	224	224	224	**93008**	**60**	**-**	25
898	65	256	256	256	**93009**	**60**	**-**	25
1.200	120	320	320	320	**93010**	**-**	**62**	25

Alluminio / Aluminium

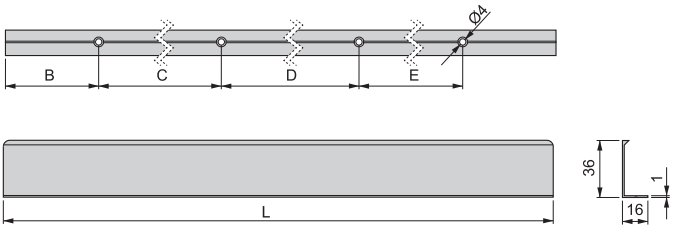

Nantes

NEW



69

L	B	C	D	E	Cod.		
398	71	128	128	-	**93565**	**69**	25
598	59	160	160	160	**93566**	**69**	25
898	65	256	256	256	**93567**	**69**	25
1.198	119	256	256	256	**93568**	**69**	25

Alluminio / Aluminium

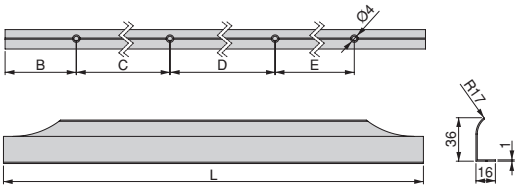

Monaco



62

L	C	Cod.		
78	50	**93026**	**62**	25
98	70	**93027**	**62**	25
148	100	**93028**	**62**	25

Alluminio / Aluminium

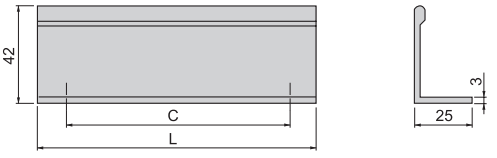

Ø4 INCLUDED

Bologna

L	C	Cod.		
190	160	**92922**	**62**	20

Alluminio / Aluminium



62

M4 INCLUDED

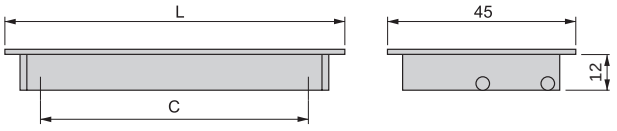

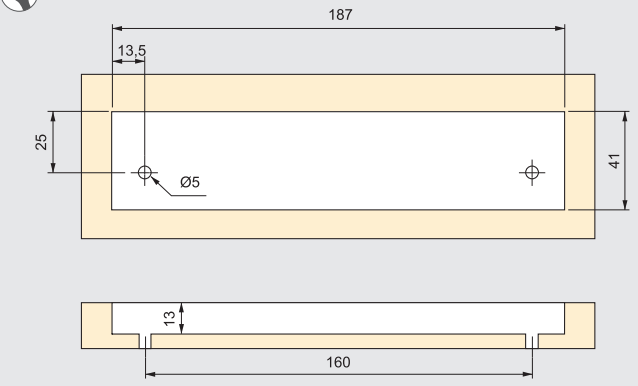

Detroit



62

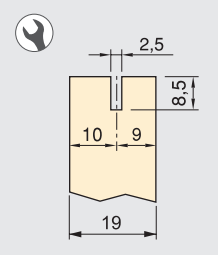

L	Cod.		
298	**90042**	**62**	25
398	**90043**	**62**	25
448	**90044**	**62**	25
498	**90045**	**62**	25
598	**90046**	**62**	25
698	**90047**	**62**	25
798	**90062**	**62**	25
898	**90063**	**62**	25

Alluminio / Aluminium



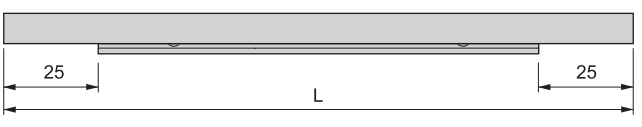

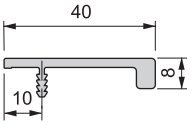



Rhodes



62

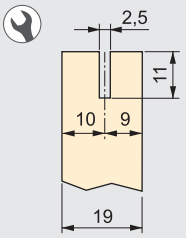

L	Cod.		
298	**92956**	**62**	10
398	**92957**	**62**	10
448	**92958**	**62**	10
498	**92959**	**62**	10
598	**92960**	**62**	10
698	**92961**	**62**	10
798	**92962**	**62**	10
898	**92964**	**62**	10
998	**92965**	**62**	6
3 m	**92966**	**62**	10

Alluminio / Aluminium

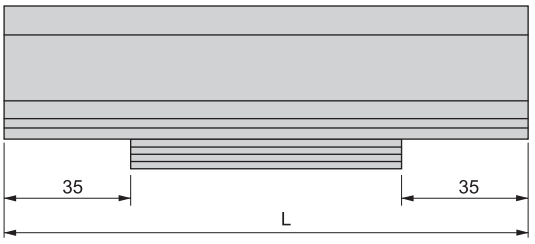

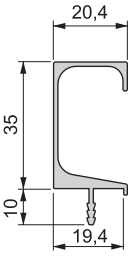

Madrid



62

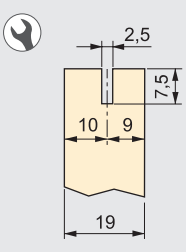

L	Cod.		
298	**93113**	**62**	10
398	**93115**	**62**	10
448	**93116**	**62**	10
498	**93117**	**62**	10
598	**93118**	**62**	10
698	**93142**	**62**	10
798	**93143**	**62**	10
898	**93136**	**62**	10
998	**93144**	**62**	6
3 m	**93146**	**62**	10

Alluminio / Aluminium

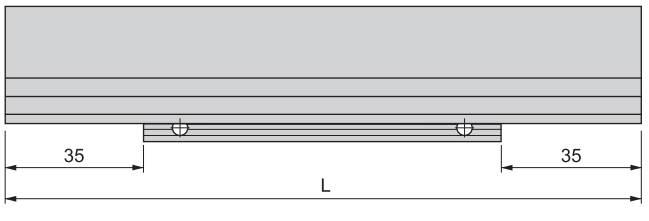

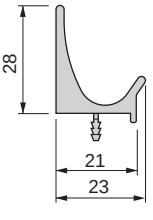



Sparta

L	Cod.		
2,8 m	**92910**	**62**	10

Alluminio / Aluminium



62

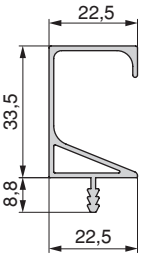

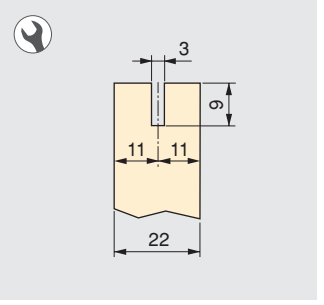

Tappi chiusura Sparta

Sparta side covers

Cod.		
92911	**25**	10

Tecnoplastica / Plastic



25

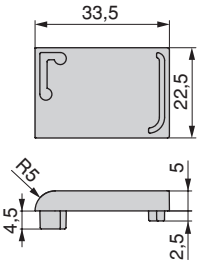

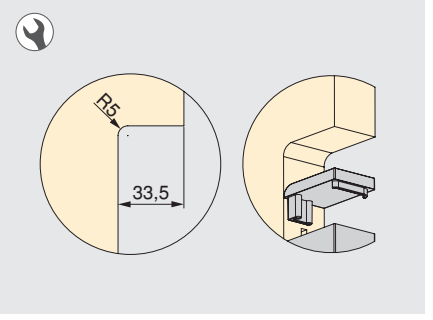





25 | Verniciato alluminio
Silver painted

62 | Anodizzato opaco
Matt anodized



ACCIAIO

Maniglie acciaio

9.21 Orlando, Coimbra, Porto, Seoul

STEEL

Steel handles

9.21 Orlando, Coimbra, Porto, Seoul



MANIGLIE ACCIAIO
STEEL HANDLES

Orlando



51

M4 INCLUDED

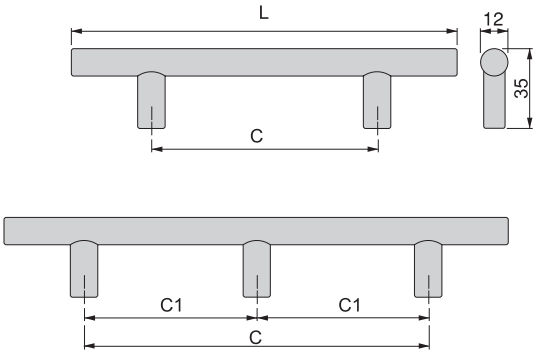

L	C	C1	Cod.		
178	128	-	**93526**	**51**	10
188	128	-	**92904**	**51**	10
210	160	-	**93527**	**51**	10
252	192	-	**92903**	**51**	10
274	224	-	**93528**	**51**	10
306	256	-	**93529**	**51**	10
336	256	-	**92902**	**51**	10
380	320	-	**93530**	**51**	10
400	320	-	**92901**	**51**	10
423	356	-	**93531**	**51**	10
464	384	-	**92900**	**51**	10
526	456	-	**93532**	**51**	10
528	448	-	**92925**	**51**	10
592	512	-	**92926**	**51**	10
645	575	-	**93533**	**51**	10
720	640	-	**92927**	**51**	5
828	758	379	**93534**	**51**	5
848	768	384	**92928**	**51**	5
976	896	448	**92929**	**51**	5

Acciaio / Steel





11 | Cromato brillo / Chrome plated
51 | Nichel satinato / Satin nickel finished
64 | Cromato opaco / Matt chrome plated

Coimbra

L	C	Cod.			
104	96	**92988**	**11**	**64**	20
136	128	**92989**	**11**	**64**	20

Acciaio / Steel



M4 INCLUDED

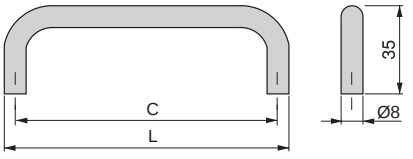

Porto

H	L	C	Cod.		
30	152	128	**92978**	**51**	25
32	190	160	**92979**	**51**	25
32	228	192	**92980**	**51**	20
32	263	224	**92981**	**51**	20
32	300	256	**92982**	**51**	20

Acciaio / Steel



M4 INCLUDED

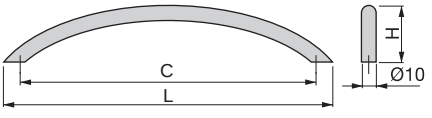

Seoul

L	C	Cod.		
168	128	**93081**	**51**	20
232	192	**93082**	**51**	20
296	256	**93083**	**51**	10
360	320	**93084**	**51**	10
424	384	**93085**	**51**	10
488	448	**93086**	**51**	10
552	512	**93087**	**51**	10

Acciaio / Steel



M4 INCLUDED

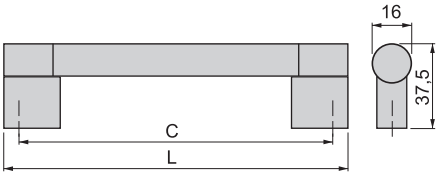

9.3
23/40

ZAMA

Maniglie zama

9.25 Kobe, Kyoto, Riga, Fuji, Tenerife
9.27 Prague, Calgary, Minneapolis, Montreal, Habana
9.29 Hollywood, Toronto, Shanghai, Boston, Colorado, Jakarta
9.31 Modena, Siena, Parma
9.33 Bombay, Lanzarote, Dubai, Lyon, Nagoya, Manchester, London
9.35 Montevideo, Santiago, Acapulco, Ankara, Lima, Milano, Nimes
9.37 Panama, Tucson, Reno, Oregon, Vienna, Mali
9.39 Papua, Marrakech, Nairobi, Cairo, Haiti

ZAMAK

Zamak handles

9.25 Kobe, Kyoto, Riga, Fuji, Tenerife
9.27 Prague, Calgary, Minneapolis, Montreal, Habana
9.29 Hollywood, Toronto, Shanghai, Boston, Colorado, Jakarta
9.31 Modena, Siena, Parma
9.33 Bombay, Lanzarote, Dubai, Lyon, Nagoya, Manchester, London
9.35 Montevideo, Santiago, Acapulco, Ankara, Lima, Milano, Nimes
9.37 Panama, Tucson, Reno, Oregon, Vienna, Mali
9.39 Papua, Marrakech, Nairobi, Cairo, Haiti





MANIGLIE ZAMA
ZAMAK HANDLES

Kobe

NEW



M4 INCLUDED

L	C	H	E	Cod.			
110	96	26,7	14	**93560**	**51**	**52**	20
142	128	29,2	15,4	**93561**	**51**	**52**	20
174	160	30,5	16,5	**93562**	**51**	**52**	20

Zama / Zamak

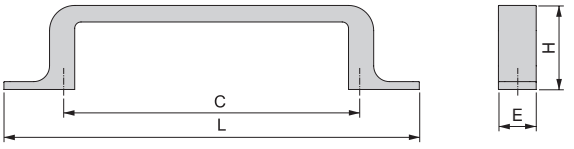

Kyoto

NEW



M4 INCLUDED

L	C	H	E	Cod.			
110	96	25,5	20	**93557**	**51**	**52**	25
142	128	25,5	21	**93558**	**51**	**52**	25
174	160	25,5	22,5	**93559**	**51**	**52**	25

Zama / Zamak

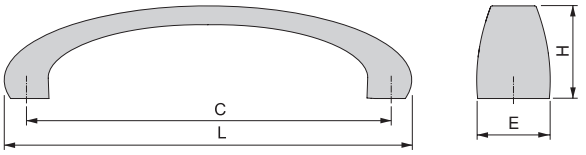



11 Cromato brillo / Chrome plated | 25 Verniciato alluminio / Silver painted | 51 Nichel satinato / Satin nickel finished | 52 Titanio / Titanium

Riga

L	C	Cod.		
138	128	**93537**	**51**	25

Zama / Zamak



51

M4 INCLUDED

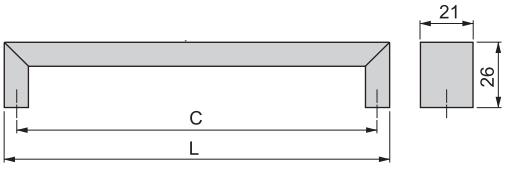

Fuji

L	C	Cod.			
103	96	**93539**	**25**	**51**	25
135	128	**93540**	**25**	**51**	25
168	160	**93549**	**25**	**51**	20

Zama / Zamak



25

51

M4 INCLUDED

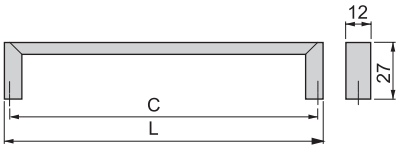

Tenerife

L	C	Cod.			
145	128	**93152**	**11**	**25**	25

Zama / Zamak



11

25

M4 INCLUDED

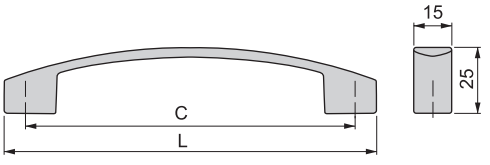

Prague

L	C	Cod.		
162	128	**92974**	**25**	20
195	160	**92975**	**25**	20
228	192	**92976**	**25**	20

Zama / Zamak



25

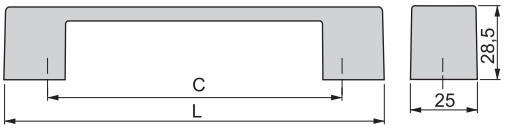

M4 INCLUDED

Calgary

L	C	Cod.			
166	160	**93163**	**51**	**64**	25

Zama / Zamak



51 **64**



M4 INCLUDED

Minneapolis

L	C	Cod.			
180	160	**93155**	**51**	**64**	25

Zama / Zamak



51 **64**

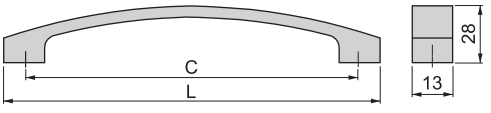

M4 INCLUDED

11 Cromato brillo / Chrome plated | 25 Verniciato alluminio / Silver painted | 51 Nichel satinato / Satin nickel finished | 64 Cromato opaco / Matt chrome plated

Montreal

L	C	Cod.				
160	128	**92917**	**11**	**25**	**51**	20
192	160	**92918**	**11**	**25**	**51**	20
288	256	**93550**	-	-	**51**	20

Zama / Zamak





M4 INCLUDED

Habana

E	H	L	C	Cod.			
9	30,8	136	128	**92986**	**11**	**51**	25
10	34,7	169	160	**92987**	**11**	**51**	25

Zama / Zamak



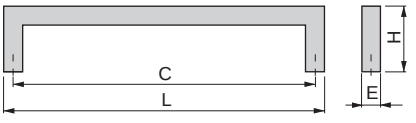

M4 INCLUDED



Hollywood

L	C	Cod.		
138	128	**91548**	**51**	25

Zama / Zamak



51

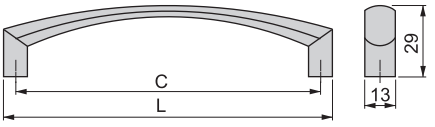

M4 INCLUDED

Toronto

L	C	Cod.		
190	128	**93166**	**51**	25

Zama / Zamak



51

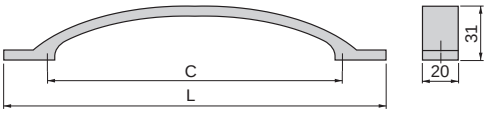

M4 INCLUDED

Shanghai

L	C	Cod.			
190	128	**93158**	**51**	**64**	25

Zama / Zamak



51



64

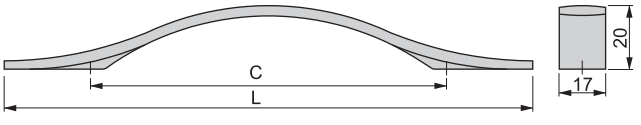

M4 INCLUDED

24 Verniciato nichel opaco / Matt nickel painted
51 Nichel satinato / Satin nickel finished
64 Cromato opaco / Matt chrome plated

Boston

L	C	Cod.		
170	128	**93164**	**51**	25

Zama / Zamak



51

M4 INCLUDED

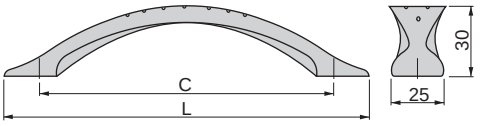

Colorado

L	C	Cod.		
160	128	**92906**	**51**	25

Zama / Zamak



51

M4 INCLUDED

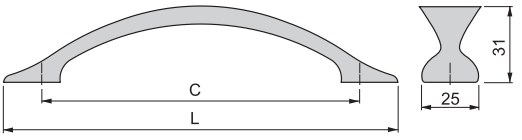

Jakarta

L	C	Cod.		
155	128	**61243**	**24**	25

Zama / Zamak



24

M4 INCLUDED

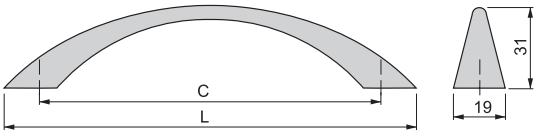



Bombay

L	C	Cod.			
160	128	**92921**	**25**	**51**	40

Zama / Zamak



M4 INCLUDED

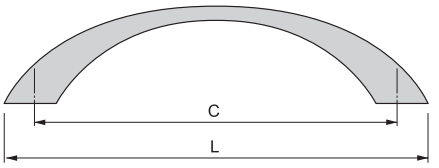

Lanzarote

L	C	Cod.		
165	128	**61306**	**24**	50

Zama / Zamak



M4 INCLUDED

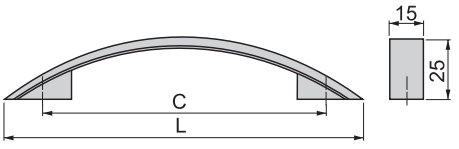

Dubai

L	C	Cod.		
167	160	**93547**	**64**	25

Zama / Zamak



M4 INCLUDED

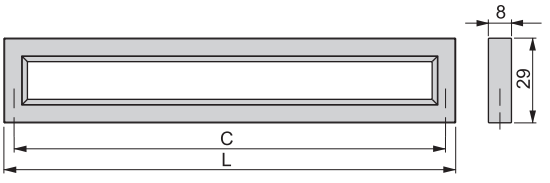

Lyon

L	C	Cod.		
138	128	**91556**	**51**	25

Zama / Zamak



M4 INCLUDED

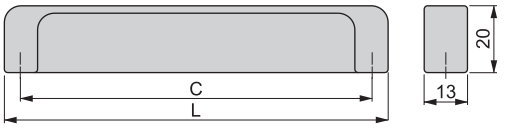

24 Verniciato nichel opaco / Matt nickel painted
25 Verniciato alluminio / Silver painted
51 Nichel satinato / Satin nickel finished
64 Cromato opaco / Matt chrome plated

Modena

L	C	Cod.		
137	128	**92915**	**25**	10

Zama / Zamak



25

M4 INCLUDED

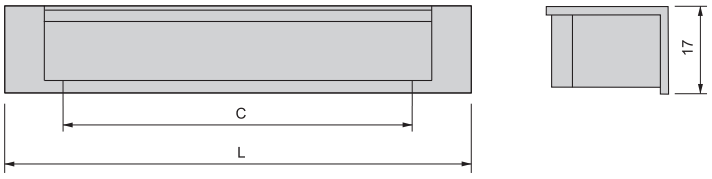



Siena

NEW

L	C	Cod.			
107	96	**93563**	**51**	**64**	50

Zama / Zamak



51

64

M4 INCLUDED

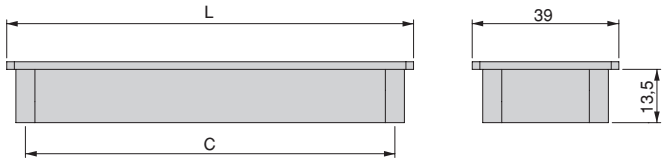

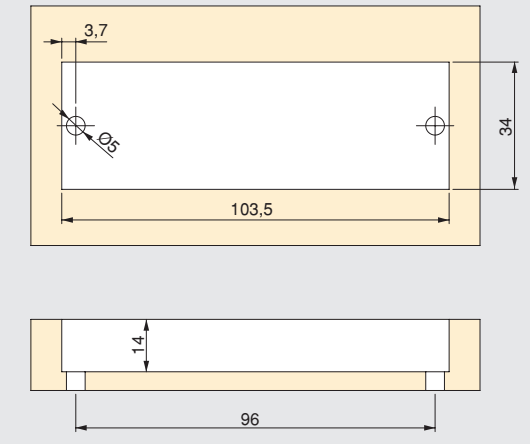

Parma

L	C	Cod.			
107	96	**92916**	**11**	**64**	50

Zama / Zamak



11

64

M4 INCLUDED

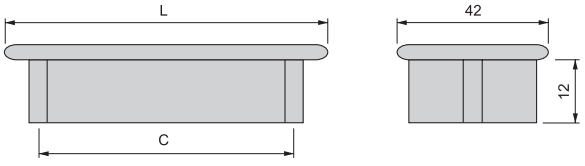

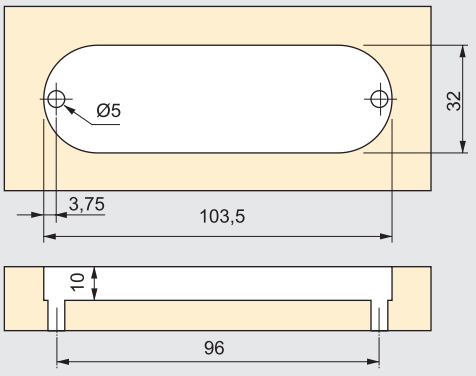



11 Cromato brillo / Chrome plated | 24 Verniciato nichel opaco / Matt nickel painted | 51 Nichel satinato / Satin nickel finished | 52 Titanio / Titanium | 64 Cromato opaco / Matt chrome plated

Nagoya

NEW

L	C	Cod.			
80	64	**93556**	**51**	**52**	10

Zama / Zamak



51



52

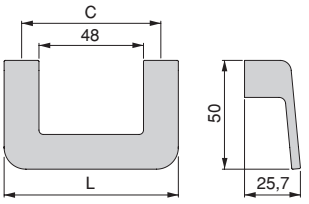

M4 INCLUDED

Manchester

Cod.			
93444	**24**	**64**	100

Zama / Zamak



24



64

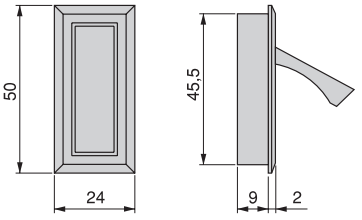

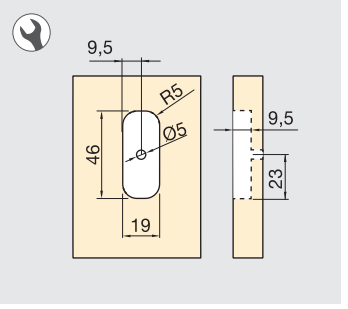

M4 INCLUDED

London

Cod.		
92923	**64**	100

Zama / Zamak



64

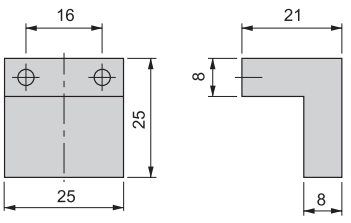

M4 INCLUDED

Montevideo

Cod.		
93000	**51**	50

Ottone / Brass



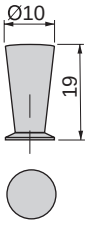

51

M4 INCLUDED

Santiago

Cod.		
92995	**51**	50

Zama / Zamak



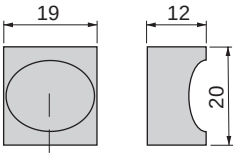

51

M4 INCLUDED

Acapulco

Cod.		
91560	**51**	50

Zama / Zamak



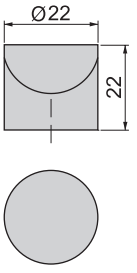

51

M4 INCLUDED

Ankara

H	Ø	Cod.		
24	28	**93170**	**51**	25
27	33	**93157**	**51**	25

Zama / Zamak



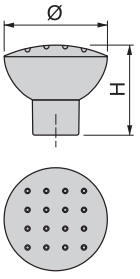

51

M4 INCLUDED

Lima

NEW

Cod.		
93552	**51**	50

Zama / Zamak



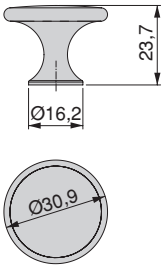

M4 INCLUDED

51

Milano

Cod.		
93536	**51**	50

Zama / Zamak



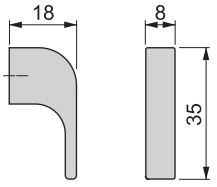

M4 INCLUDED

51

Nimes

Cod.		
92977	**51**	25

Zama / Zamak



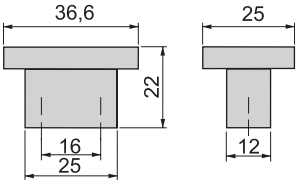

M4 INCLUDED

51



Panama

Cod.			
92919	**11**	**51**	100

Zama / Zamak



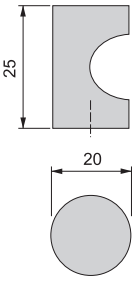

M4 INCLUDED

Tucson

Cod.				
92920	**11**	**51**	**64**	100

Zama / Zamak



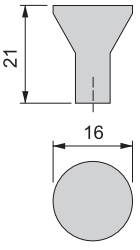

M4 INCLUDED

Reno

Cod.		
93438	**64**	50

Zama / Zamak



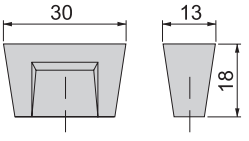

M4 INCLUDED

08 Bronzato / Bronzed | 11 Cromato brillo / Chrome plated | 13 Verniciato moka / Moka painted | 14 Verniciato nero / Black painted | 51 Nichel satinato / Satin nickel finished | 64 Cromato opaco / Matt chrome plated

Oregon

Cod.			
92985	**13**	**51**	25

Zama / Zamak





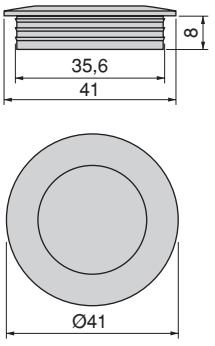

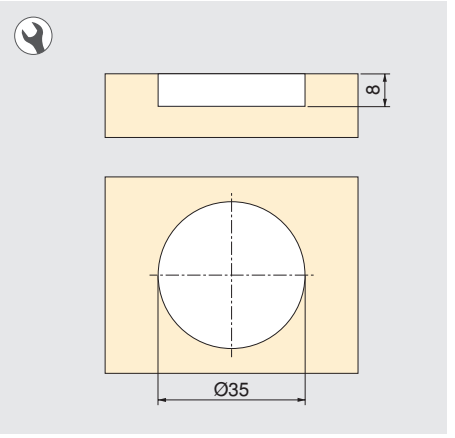

Vienna

H	ØA	ØB	Cod.			
27,1	18,4	20	**92983**	**13**	**51**	25
33,6	23,7	25	**92984**	**-**	**51**	25

Zama / Zamak





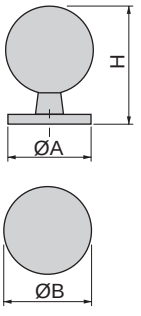

M4 INCLUDED

Mali

Cod.			
93470	**08**	**14**	50

Zama / Zamak





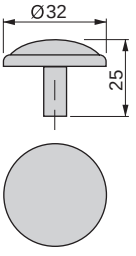

M4 INCLUDED

Papua

L	C	Cod.			
127	76	**93491**	**08**	**68**	20

Zama e ceramica / Zamak and ceramic



08

68

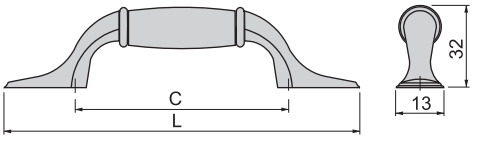

M4 INCLUDED

Marrakech

L	C	Cod.			
77	64	**93489**	**08**	**14**	20

Zama / Zamak



08



NEW

14

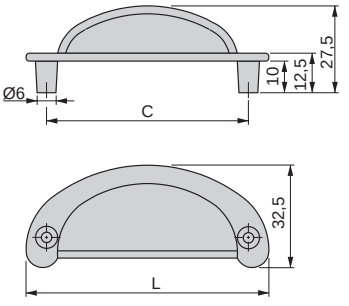

M4 INCLUDED



08 Bronzato / Bronzed
14 Verniciato nero / Black painted
68 Argento antico / Old silver

Nairobi

L	C	Cod.		
139	96	**93493**	**08**	20

Zama / Zamak



08

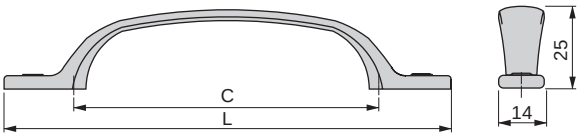

M4 INCLUDED

Cairo

L	C	Cod.			
110	96	**93488**	**08**	**68**	20

Zama / Zamak



08 **68**

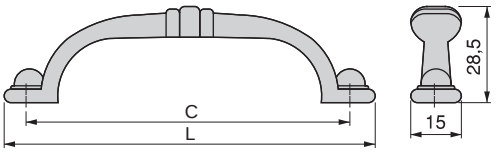

M4 INCLUDED

Haiti

L	C	Cod.		
125	76	**93467**	**08**	20

Zama / Zamak



08

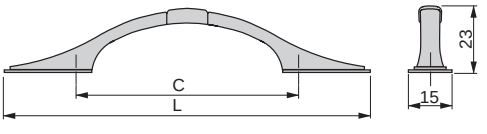

M4 INCLUDED

TECNOPLASTICA

Maniglie tecnoplastica

9.43 Stockholm, Malmo, Assen, Hanover, Minsk
9.45 Copenhagen, Kaunas, Halle, Hamburg, Kiev, Helsinki
9.47 Dortmund, Vilnus, Warsaw
9.49 Como, Pompei, Udine, Pisa, Bari, Ancona, Tivoli

THERMOPLASTIC

Thermoplastic handles

9.43 Stockholm, Malmo, Assen, Hanover, Minsk
9.45 Copenhagen, Kaunas, Halle, Hamburg, Kiev, Helsinki
9.47 Dortmund, Vilnus, Warsaw
9.49 Como, Pompei, Udine, Pisa, Bari, Ancona, Tivoli



- Realizzato in tecnoplastica ABS, ad eccezione di Hamburg, Kiev, Helsinki in policarbonato e Bari in PVC.
- Made in ABS plastic, except Hamburg, Kiev, Helsinki in polycarbonate and Bari in PVC.



MANIGLIE TECNOPLASTICA
THERMOPLASTIC HANDLES

Stockholm

NEW

L	C	Cod.				
150	128	**90066**	**11**	**14**	**25**	25

Tecnoplastica / Plastic





M4 INCLUDED

Malmo

NEW

L	C	Cod.				
167	96	**90065**	**11**	**14**	**25**	25

Tecnoplastica / Plastic



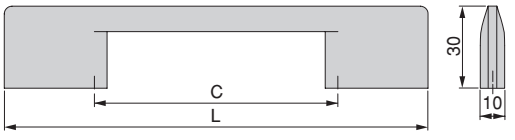

M4 INCLUDED



11 Cromato brillo / Chrome plated | 14 Verniciato nero / Black painted | 25 Verniciato alluminio / Silver painted

Assen

NEW

L	C	Cod.				
164	128	**90067**	**11**	**14**	**25**	25
196	160	**90068**	**11**	**14**	**25**	25

Tecnoplastica / Plastic





M4 INCLUDED

Hanover

NEW

L	C	Cod.				
149	128	**90069**	**11**	**14**	**25**	25

Tecnoplastica / Plastic





M4 INCLUDED

Minsk

NEW

L	C	Cod.				
89	64	**90064**	**14**	**25**	50	

Tecnoplastica / Plastic



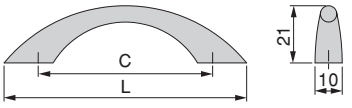

M4 INCLUDED

Copenhagen

NEW

L	C	Cod.				
220	160	**90082**	**13**	**14**	**25**	25

Tecnoplastica / Plastic



M4 INCLUDED



Kaunas

NEW

L	C	Cod.				
120	69	**90081**	**13**	**14**	**25**	50

Tecnoplastica / Plastic



M4 INCLUDED

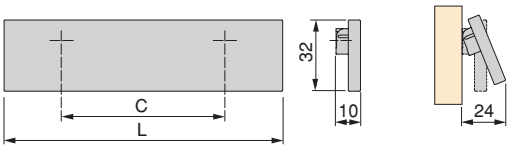

Halle

NEW

L	C	Cod.				
147	128	**90084**	**13**	**14**	**25**	25

Tecnoplastica / Plastic



M4 INCLUDED

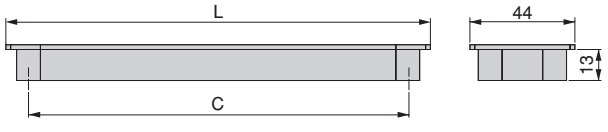

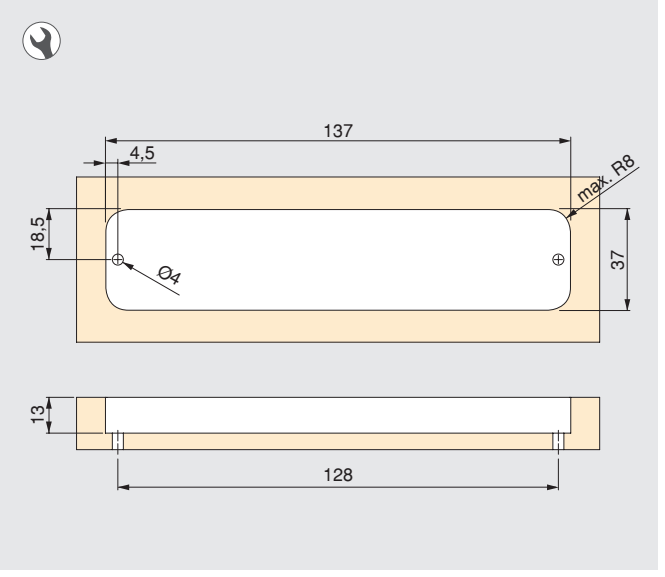

13 Verniciato moka / Moka painted | 14 Verniciato nero / Black painted | 15 Plastica bianca / White plastic | 17 Plastica nera / Black plastic | 25 Verniciato alluminio / Silver painted | 20 Transparente / non classificata / Transparent / not defined

Hamburg

NEW

L	C	Cod.			
205	160	**90086**	**15**	**17**	10

Tecnoplastica / Plastic



15

17

M4 INCLUDED





Kiev

NEW

L	C	Cod.			
45	32	**90071**	**15**	**17**	50

Tecnoplastica / Plastic



15



17

M4 INCLUDED

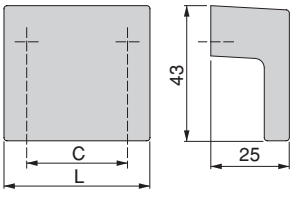

Helsinki

NEW

Cod.		
90087	**20**	50

Tecnoplastica / Plastic



20

M4 INCLUDED

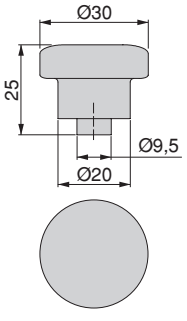

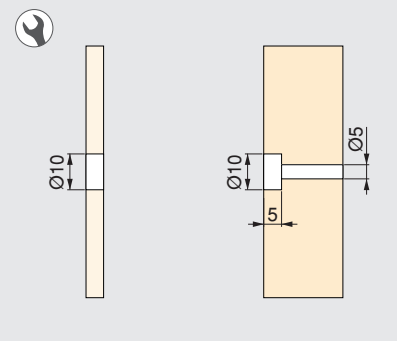

Dortmund

NEW

Ø	C	Cod.				
98	64	**90085**	**13**	**14**	**25**	25

Tecnoplastica / Plastic



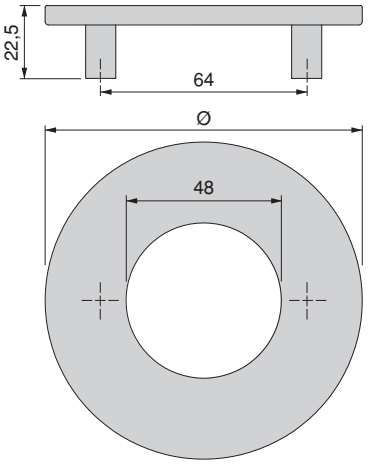

M4 INCLUDED

Vilnus

NEW

L	C	Cod.		
65	32	**90088**	**17**	25

Tecnoplastica / Plastic



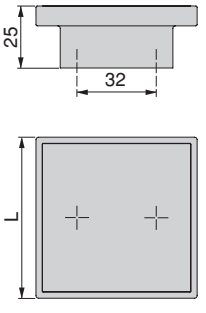

M4 INCLUDED

13 Verniciato moka / Moka painted | 14 Verniciato nero / Black painted | 17 Plastica nera / Black plastic | 25 Verniciato alluminio / Silver painted

Warsaw

NEW

L	C	Cod.			
78	64	**90089**	**17**	**25**	25

Tecnoplastica / Plastic



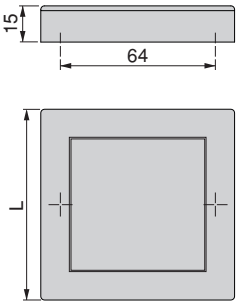

M4 INCLUDED



Como



25

Ø4 INCLUDED

H	E	L	C	Cod.		
26	12	104	96	**90059**	**25**	25
33	14	138	128	**90015**	**25**	25

Tecnoplastica / Plastic



Pompei



25

Ø4 INCLUDED

L	C	Cod.		
199	160	**90021**	**25**	25

Tecnoplastica / Plastic

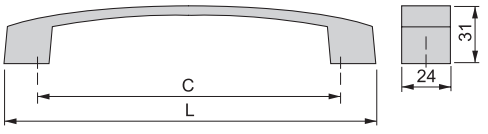

Udine



25

Ø4 INCLUDED

L	C	Cod.		
173	160	**90019**	**25**	25

Tecnoplastica / Plastic

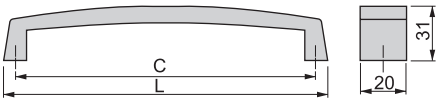



25 | Verniciato alluminio
Silver painted

Pisa

L	C	Cod.		
189	160	**90022**	**25**	25

Tecnoplastica / Plastic



25

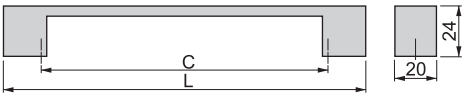

Ø4 INCLUDED

Bari

L	C	Cod.		
80	64	**90010**	**25**	25
120	96	**90011**	**25**	25
160	128	**90012**	**25**	25
200	160	**90058**	**25**	25

Tecnoplastica / Plastic



25

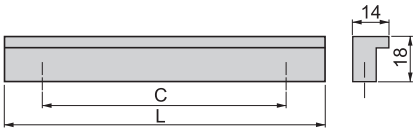

M4 INCLUDED

Tivoli

Cod.		
90029	**25**	50

Tecnoplastica / Plastic



25

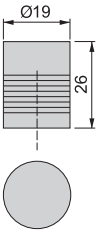

M4 INCLUDED



10001	1.58	71	10406	1.22	35	12366	1.28	41	12596	1.83	96	20311	1.65	78	30138	3.45	182
10002	1.84	97	10407	1.22	35	12367	1.30	43	12597	1.77	90	20312	1.65	78	30139	3.48	185
10005	1.84	97	10408	1.20	33	12368	1.30	43	12609	1.55	68	20329	1.63	76	30141	3.48	185
10006	1.79	92	10409	1.20	33	12369	1.31	44	12632	1.63	76	20331	1.63	76	30142	3.48	185
10007	1.79	92	10410	1.20	33	12370	1.31	44	12633	1.63	76	20338	1.63	76	30143	3.48	185
10022	1.13	26	10411	1.24	37	12371	1.32	45	12638	1.83	96	20339	1.63	76	30147	3.46	183
10025	1.14	27	10412	1.24	37	12372	1.32	45	12657	1.57	68	20340	1.61	74	30148	3.47	184
10026	1.14	27	10413	1.24	37	12373	1.32	45	12659	1.56	68	20341	1.61	74	30149	3.47	184
10027	1.15	28	10414	1.24	37	12374	1.33	46	12660	1.48	61	30003	3.43	180	30150	3.29	166
10028	1.15	28	10415	1.25	38	12375	1.33	46	12662	1.48	61	30004	2.06	109	30150	3.45	182
10029	1.14	27	10416	1.25	38	12376	1.33	46	12666	1.85	98	30020	3.72	209	30151	3.42	179
10030	1.14	27	10417	1.25	38	12381	1.35	48	12675	1.48	61	30021	3.72	209	30152	3.42	179
10031	1.15	28	10418	1.25	38	12382	1.35	48	12684	1.51	64	30022	3.72	209	30153	3.42	179
10032	1.15	28	10422	1.24	37	12383	1.35	48	12685	1.51	64	30023	3.72	209	30154	3.42	179
10033	1.14	27	10423	1.24	37	12397	1.54	67	12686	1.51	64	30024	3.72	209	30155	3.42	179
10034	1.14	27	10424	1.24	37	12399	1.50	63	12687	1.51	64	30025	3.72	209	30156	3.42	179
10035	1.16	29	10425	1.24	37	12400	1.50	63	12690	1.51	64	30026	3.18	155	30157	3.49	186
10036	1.16	29	10426	1.24	37	12401	1.50	63	12692	1.51	64	30026	3.32	169	30158	3.49	186
10037	1.15	28	10427	1.25	38	12402	1.50	63	12693	1.51	64	30026	3.55	192	30159	3.49	186
10052	1.35	48	10428	1.23	36	12403	1.50	63	12694	1.29	42	30038	3.43	180	30160	3.49	186
10055	1.85	98	10429	1.23	36	12404	1.50	63	12695	1.29	42	30057	4.58	301	30161	3.49	186
10056	1.85	98	10430	1.23	36	12427	1.56	69	12696	1.29	42	30059	4.58	301	30162	3.49	186
10057	1.85	98	10431	1.25	38	12429	1.81	84	12697	1.29	42	30066	3.43	180	30163	3.42	179
10058	1.85	98	10432	1.25	38	12430	1.81	84	12698	1.44	57	30067	3.45	182	30164	3.45	182
10059	1.85	98	10433	1.24	37	12439	1.83	96	12716	1.84	97	30068	4.55	298	30168	2.08	111
10060	1.08	21	10434	1.24	37	12440	1.83	96	12717	1.84	97	30069	4.55	298	30169	3.43	180
10061	1.08	21	10435	1.20	33	12441	1.83	96	12718	1.84	97	30070	4.55	298	30170	3.43	180
10062	1.08	21	10436	1.20	33	12442	1.84	97	12719	1.84	97	30081	2.06	109	30171	3.43	180
10063	1.08	21	10437	1.20	33	12445	6.83	472	12720	1.84	97	30082	2.06	109	30173	3.46	183
10064	1.08	21	10440	1.21	34	12448	1.83	96	19067	1.10	23	30083	2.10	113	30175	3.46	183
10065	1.08	21	10441	1.21	34	12451	1.34	47	19068	1.11	24	30084	2.10	113	30176	3.47	184
10080	1.85	98	10442	1.21	34	12464	1.35	48	19071	1.09	22	30114	8.63	626	30177	8.40	603
10081	1.85	98	10564	1.58	71	12472	1.50	63	19072	1.14	27	30114	8.63	626	30177	8.68	631
10082	1.85	98	10565	1.58	71	12475	1.43	56	19073	1.14	27	30114	3.19	156	30190	3.68	205
10083	1.09	22	10567	1.58	71	12476	1.43	56	19075	1.14	27	30114	3.33	170	30191	3.68	205
10084	1.12	25	10571	1.58	71	12477	1.43	56	19077	1.54	67	30114	3.56	193	30192	3.68	205
10085	1.12	25	10576	1.48	61	12478	1.43	56	19083	1.61	74	30114	3.56	193	30193	3.68	205
10086	1.12	25	11253	6.83	472	12479	1.43	56	19084	1.61	74	30114	3.61	198	30194	3.68	205
10087	1.12	25	11634	1.53	66	12480	1.43	56	19085	1.52	65	30115	8.63	626	30195	3.68	205
10090	1.14	27	11649	1.53	66	12481	1.45	58	20019	1.62	75	30115	3.19	156	30251	3.30	167
10095	1.73	86	11650	1.53	66	12482	1.46	59	20020	1.62	75	30115	3.33	170	30252	3.30	167
10096	1.73	86	11651	1.53	66	12483	1.46	59	20021	2.24	127	30115	3.56	193	30253	3.30	167
10097	1.73	86	11652	1.53	66	12485	1.47	60	20022	2.24	127	30115	3.61	198	30254	3.30	167
10098	1.73	86	12050	1.56	69	12486	1.47	60	20023	2.24	127	30118	3.19	156	30255	3.31	168
10099	1.73	86	12051	1.56	69	12498	1.40	53	20024	2.24	127	30118	3.33	170	30256	3.31	168
10100	1.73	86	12130	1.87	100	12499	1.40	53	20025	2.25	128	30118	3.56	193	30261	2.28	131
10103	1.75	88	12131	1.87	100	12501	1.45	58	20026	2.25	128	30118	3.61	198	30262	3.25	162
10104	1.75	88	12132	1.87	100	12514	1.35	48	20030	2.24	127	30120	8.24	587	30263	3.25	162
10105	1.75	88	12133	1.89	102	12515	1.35	48	20038	2.05	108	30120	3.18	155	30264	3.25	162
10106	1.75	88	12134	1.89	102	12518	1.47	60	20039	2.14	117	30120	3.55	192	30265	3.25	162
10107	1.57	70	12135	1.87	100	12519	1.48	61	20040	2.14	117	30121	8.63	626	30266	3.25	162
10108	1.57	70	12278	1.83	96	12541	1.45	58	20041	2.14	117	30121	3.19	156	30267	3.25	162
10109	1.85	98	12279	1.83	96	12557	1.84	97	20042	2.14	117	30121	3.33	170	30268	3.25	162
10157	1.58	71	12280	1.85	98	12561	1.35	48	20043	2.14	117	30121	3.61	198	30269	3.26	163
10300	1.37	50	12281	1.86	99	12562	1.35	48	20044	2.14	117	30122	3.43	180	30270	3.26	163
10301	1.37	50	12282	1.86	99	12563	1.35	48	20045	2.14	117	30123	3.43	180	30271	3.26	163
10302	1.37	50	12314	1.76	89	12566	1.47	60	20046	2.14	117	30124	3.43	180	30272	3.26	163
10303	1.38	51	12324	1.86	99	12570	1.83	96	20047	2.14	117	30125	3.44	181	30273	3.26	163
10304	1.38	51	12332	1.84	97	12571	1.35	48	20048	2.14	117	30126	3.44	181	30275	3.26	163
10305	1.38	51	12340	1.80	93	12572	1.35	48	20050	1.62	75	30127	3.44	181	30276	3.26	163
10306	1.38	51	12341	1.80	93	12573	1.35	48	20051	1.61	74	30128	3.43	180	30277	3.26	163
10307	1.37	50	12342	1.82	95	12574	1.47	60	20060	2.18	121	30129	3.43	180	30278	3.26	163
10308	1.37	50	12344	1.82	95	12575	1.47	60	20061	2.18	121	30130	3.43	180	30279	3.29	166
10309	1.37	50	12345	1.82	95	12579	1.83	96	20062	2.18	121	30131	3.43	180	30280	3.29	166
10400	1.19	32	12357	1.83	96	12581	1.83	96	20063	2.18	121	30132	3.43	180	30281	3.29	166
10401	1.19	32	12361	1.28	41	12591	1.83	96	20064	2.18	121	30133	3.43	180	30282	3.29	166
10402	1.19	32	12362	1.28	41	12592	1.83	96	20300	1.68	81	30134	3.45	182	30283	3.29	166
10403	1.19	32	12363	1.28	41	12593	1.83	96	20305	1.64	77	30135	3.45	182	30284	3.29	166
10404	1.19	32	12364	1.28	41	12594	1.83	96	20309	1.64	77	30136	3.45	182	30286	3.45	182
10405	1.19	32	12365	1.28	41	12595	1.83	96	20310	1.65	78	30137	3.45	182	30286	3.49	186

30299	3.97	234
30304	3.91	228
30304	3.91	228
30305	3.98	235
30306	3.90	227
30310	3.93	230
30314	3.93	230
30318	3.93	230
30319	3.93	230
30330	3.97	234
30331	3.97	234
30332	3.97	234
30333	3.97	234
30339	3.98	235
30340	3.99	236
30341	3.99	236
30342	3.99	236
30347	3.100	237
30355	2.28	131
30356	2.28	131
30364	2.27	130
30366	2.27	130
30367	2.27	130
30368	2.27	130
30372	2.27	130
30374	2.27	130
30378	2.27	130
30392	2.26	129
30393	2.26	129
30397	2.26	129
30398	2.26	129
30415	2.06	109
30421	3.92	229
30439	2.31	134
30448	2.06	109
30449	3.44	181
30450	3.44	181
30451	3.44	181
30452	3.44	181
30453	3.44	181
30455	3.44	181
30471	2.17	120
30472	2.17	120
30477	2.31	134
30480	2.31	134
30481	2.32	135
30482	2.32	135
30483	2.32	135
30493	2.07	110
30499	2.06	109
30500	2.06	109
30501	2.06	109
30536	2.31	134
30550	3.27	164
30551	3.27	164
30552	3.27	164
30553	3.27	164
30554	3.27	164
30555	3.27	164
30556	3.27	164
30557	3.27	164
30558	3.27	164
30559	3.28	165
30560	3.28	165
30561	3.28	165
30562	3.28	165
30574	2.05	108
30575	2.05	108
30616	2.31	134
30689	2.31	134
30749	2.17	120
30753	2.07	110
30756	2.23	126
30757	2.23	126
30758	2.23	126
30759	2.23	126
30790	2.17	120
30791	2.05	108
30792	2.05	108
30794	2.05	108
30807	2.06	109
30808	2.05	108
30809	2.05	108
30811	2.05	108
30858	2.17	120
30860	2.17	120
30861	2.17	120
30920	3.90	227
30921	3.90	227
30923	3.91	228
30930	3.90	227
30931	3.90	227
30933	3.91	228
31000	3.09	146
31001	3.09	146
31002	3.09	146
31003	3.09	146
31004	3.09	146
31005	3.09	146
31006	3.09	146
31007	3.09	146
31008	3.09	146
31009	3.09	146
31010	3.09	146
31011	3.09	146
31014	3.10	147
31015	3.10	147
31016	3.10	147
31017	3.10	147
31040	3.12	149
31041	3.12	149
31042	3.12	149
31043	3.12	149
31046	3.12	149
31048	3.12	149
31049	3.12	149
31053	3.12	149
31055	3.12	149
31056	3.12	149
31060	3.11	148
31063	3.11	148
31063	3.11	148
31067	3.11	148
31069	3.11	148
31070	3.11	148
31074	3.11	148
31076	3.11	148
31077	3.11	148
31081	3.11	148
31083	3.11	148
31084	3.11	148
31090	3.11	148
31091	3.11	148
31097	3.11	148
31098	3.11	148
31100	3.13	150
31101	3.13	150
31102	3.13	150
31103	3.13	150
31104	3.13	150
31105	3.13	150
31106	3.13	150
31110	3.16	153
31111	3.16	153
31112	3.16	153
31113	3.16	153
31114	3.16	153
31115	3.16	153
31124	2.32	135
31125	2.32	135
31130	3.14	151
31131	3.14	151
31132	3.14	151
31133	3.15	152
31134	3.15	152
31140	3.17	154
31150	3.12	149
31151	3.12	149
31152	3.12	149
31185	2.19	122
31186	2.19	122
31187	2.19	122
31188	2.19	122
31189	2.19	122
31200	3.66	203
31201	3.66	203
31202	3.66	203
31203	3.66	203
31204	3.66	203
31205	3.66	203
31206	3.66	203
31217	2.32	135
31220	3.67	204
31221	3.67	204
31222	3.67	204
31223	3.67	204
31224	3.67	204
31225	3.67	204
31230	3.69	206
31231	3.69	206
31232	3.69	206
31233	3.69	206
31234	3.69	206
31235	3.69	206
31604	2.25	128
31605	2.25	128
31606	2.25	128
31607	2.25	128
31608	2.25	128
31609	2.25	128
31674	2.19	122
31675	2.19	122
31676	2.19	122
31960	2.07	110
32403	2.33	136
32405	2.33	136
32405	2.33	136
32407	2.33	136
32410	2.33	136
32411	2.33	136
32412	2.33	136
32412	2.33	136
32413	2.33	136
32413	2.33	136
32456	2.32	135
32457	2.32	135
32458	2.32	135
32501	3.42	179
32502	3.42	179
32503	3.42	179
32504	3.42	179
32505	3.42	179
39113	8.45	608
39113	2.15	118
39114	8.45	608
39114	2.15	118
39118	8.45	608
39118	2.15	118
39119	8.45	608
39119	2.15	118
39120	8.45	608
39120	2.15	118
39121	8.45	608
39121	2.15	118
39122	8.45	608
39122	2.15	118
39124	8.45	608
39124	2.15	118
39126	8.46	609
39126	2.16	119
39127	8.46	609
39127	2.16	119
39129	8.46	609
39129	2.16	119
39130	8.46	609
39130	2.16	119
39131	8.45	608
39131	2.15	118
39132	8.45	608
39132	2.15	118
39990	8.46	609
39990	2.16	119
39994	8.46	609
39994	2.16	119
39995	8.46	609
39995	2.16	119
40007	6.90	479
40008	6.12	401
40009	6.90	479
40010	6.90	479
40011	6.90	479
40016	6.71	460
40026	3.70	207
40027	3.70	207
40028	3.70	207
40029	3.70	207
40030	3.70	207
40032	3.73	210
40033	3.73	210
40034	3.73	210
40035	3.73	210
40036	3.73	210
40052	6.11	400
40054	3.49	186
40055	3.60	197
40055	3.80	217
40056	3.60	197
40056	3.80	217
40056	3.92	229
40057	3.60	197
40058	3.80	217
40060	1.68	81
40061	6.90	479
40069	4.24	267
40070	7.17	506
40072	4.24	267
40074	4.39	282
40075	4.07	250
40075	2.12	115
40076	4.07	250
40076	2.12	115
40077	4.07	250
40077	2.12	115
40078	2.07	110
40079	4.45	288
40080	4.45	288
40081	3.71	208
40082	3.71	208
40083	3.71	208
40084	3.70	207
40085	3.70	207
40086	4.72	315
40087	4.42	285
40088	4.42	285
40102	4.40	283
40103	4.40	283
40104	4.05	248
40106	4.05	248
40107	4.05	248
40108	4.06	249
40108	2.11	114
40109	4.27	270
40110	4.27	270
40111	4.36	279
40112	4.36	279
40113	4.36	279
40114	4.36	279
40115	4.36	279
40130	4.17	260
40130	4.20	263
40132	4.20	263
40133	4.06	249
40133	2.11	114
41024	3.74	211
41025	3.74	211
41026	3.74	211
41027	3.74	211
41028	3.74	211
41029	3.74	211
41030	3.76	213
41031	3.76	213
41032	3.76	213
41033	3.76	213
41034	3.76	213
41035	3.76	213
41041	3.71	208
41042	3.71	208
41043	3.71	208
41044	3.71	208
41045	3.71	208
41300	4.50	293
41301	4.50	293
41302	4.50	293
41303	4.50	293
41304	4.50	293
41305	4.50	293
41306	4.50	293
41307	4.50	293
41308	4.50	293
41309	4.50	293
41310	4.50	293
41311	4.50	293
41750	6.95	484
41771	3.81	219
41772	3.81	219
41773	3.81	219
41774	3.81	219
41775	3.81	219
41776	3.81	219
41777	3.81	219
41887	3.44	181
41888	3.44	181
41889	3.44	181
41890	3.44	181
41891	3.44	181
41892	3.44	181
41899	3.43	180
41900	3.43	180
41901	3.46	183
41902	3.50	187
41903	3.50	187
41904	3.47	184
41905	3.51	188
41905	3.51	188
41916	3.50	187
41917	3.50	187
41918	3.52	189
41919	3.52	189
41925	3.53	190
41926	3.53	190
41931	3.102	239
41934	3.101	238
41935	3.50	187
41936	3.50	187
41937	3.50	187
41938	3.50	187
41941	3.16	153
41941	3.32	169
41941	3.52	189
41984	3.54	191
41985	3.54	191
41986	3.17	154
41987	3.17	154
41990	3.28	165
41990	3.32	169
41990	3.52	189
42004	6.92	481
42005	6.92	481
42010	6.92	481
42039	6.91	480
42040	6.91	480
42072	3.83	220
42073	3.83	220
42074	3.83	220
42075	3.83	220
42076	3.83	220
42077	3.83	220
42079	3.83	220
42150	6.11	400
42170	6.20	409
42170	6.28	417
42171	6.20	409
42171	6.28	417
42172	6.16	405
42172	6.20	409
42172	6.24	413
42172	6.28	417
42173	6.16	405
42173	6.20	409
42173	6.24	413
42173	6.28	417
42188	6.93	482
42240	3.81	219
42801	6.40	429
42880	6.44	434
42888	6.47	436
42888	6.57	446
42947	3.101	238
42968	6.33	422
43004	3.82	219

43005	3.82	219
43006	3.82	219
43007	3.82	219
43008	3.82	219
43009	3.82	219
43015	3.81	219
43016	3.81	219
43017	3.81	219
43018	3.81	219
43019	3.81	219
43020	3.81	219
43021	3.81	219
43022	3.81	219
43055	6.33	422
43060	6.33	422
43315	6.93	482
43318	6.93	482
43319	6.11	400
43320	6.11	400
43321	6.11	400
43323	6.11	400
43324	6.11	400
43348	6.83	472
43349	6.83	472
43352	6.83	472
43353	6.83	472
43424	4.70	313
43425	4.70	313
43470	6.33	422
43486	6.40	429
43586	4.18	261
43655	3.82	219
43656	3.82	219
43657	3.82	219
43658	3.82	219
43659	3.82	219
43781	6.100	489
43781	6.99	488
43782	6.97	486
43782	6.99	488
43783	6.99	488
43785	6.100	489
43788	6.96	485
43873	3.58	195
43874	3.58	195
43875	3.58	195
43876	3.58	195
43877	3.58	195
43878	3.58	195
43879	3.58	195
43880	3.58	195
43881	3.58	195
43882	3.58	195
43883	3.58	195
43884	3.77	214
43886	3.77	214
43887	3.77	214
43888	3.77	214
43889	3.77	214
43890	3.77	214
43891	3.77	214
43892	3.77	214
43893	3.77	214
43894	3.78	215
43895	3.78	215
43896	3.78	215
43897	3.78	215
43898	3.78	215
43899	3.78	215
43900	3.78	215
43901	3.78	215
43902	3.78	215
43903	3.78	215
43904	3.78	215
43905	3.78	215
43906	3.78	215
43907	3.78	215
43908	3.78	215
43909	3.78	215
43910	3.78	215
43911	3.78	215
43912	3.78	215
43913	3.78	215
43924	3.78	215
43925	3.78	215
43926	3.78	215
43927	3.78	215
43928	3.78	215
43929	3.78	215
43932	3.78	215
43933	3.78	215
43934	3.59	196
43935	3.59	196
43936	3.59	196
43937	3.58	195
43938	3.58	195
43939	3.58	195
43940	3.58	195
43942	3.59	196
43943	7.48	537
43944	4.16	259
44170	4.10	253
44172	4.10	253
44349	4.10	253
44351	4.10	253
49120	6.44	434
49121	6.44	434
49526	3.106	243
49528	6.90	479
49529	6.89	478
49530	6.89	478
49536	3.75	212
49537	3.75	212
49538	3.75	212
49539	3.75	212
49540	3.75	212
49541	6.88	477
49542	6.88	477
49543	6.88	477
49544	6.88	477
49545	6.88	477
49546	6.94	483
49547	6.94	483
49548	6.94	483
49570	6.47	436
49573	6.44	434
49578	3.83	220
49591	6.100	489
49591	6.99	488
49592	6.97	486
49592	6.99	488
49594	6.96	485
49617	3.59	196
50008	4.53	496
50008	1.54	67
50009	4.53	496
50009	1.54	67
50024	5.46	361
50041	5.52	367
50049	4.23	266
50063	5.52	367
50067	3.105	242
50082	5.45	360
50083	5.45	360
50084	5.61	376
50085	5.61	376
50090	5.70	385
50091	5.70	385
50096	5.72	387
50097	4.41	284
50099	5.72	387
50100	3.103	240
50106	5.73	388
50107	5.73	388
50122	4.09	252
50124	3.103	240
50125	3.104	241
50126	3.104	241
50172	5.20	335
50172	5.57	372
50172	5.62	377
50172	5.73	388
50173	5.62	377
50174	5.20	335
50175	5.69	384
50200	4.41	284
50205	5.14	329
50206	5.14	329
50206	5.14	329
50207	5.14	329
50213	4.49	292
50221	4.49	292
50222	5.47	362
50223	5.48	363
50225	3.105	242
50226	5.66	381
50228	5.68	383
50229	5.67	382
50230	5.67	382
50231	5.67	382
50232	5.67	382
50239	5.51	366
50278	5.47	362
50286	5.51	366
50293	5.39	354
50294	5.39	354
50295	5.71	386
50296	5.71	386
50297	5.71	386
50302	4.52	295
50307	4.52	295
50308	4.52	295
50309	4.52	295
50310	4.52	295
50313	4.26	269
50314	4.52	295
50316	4.52	295
50317	4.52	295
50318	4.52	295
50319	4.52	295
50323	4.52	295
50323	1.54	67
50324	4.52	295
50325	4.52	295
50326	4.52	295
50327	4.52	295
50328	4.52	295
50330	4.52	295
50331	4.52	295
50338	4.52	295
50339	4.52	295
50345	4.15	258
50352	4.52	295
50369	4.53	496
50372	4.53	496
50379	4.53	496
50393	4.52	295
50395	4.52	295
50396	4.52	295
50400	5.45	360
50401	5.43	358
50402	5.43	358
50403	5.43	358
50404	5.43	358
50423	4.35	278
50440	4.51	294
50441	4.51	294
50446	4.55	298
50447	4.55	298
50505	5.37	352
50506	5.44	359
50507	5.38	353
50520	5.37	352
50521	5.37	352
50524	5.37	352
50525	5.37	352
50531	5.68	383
50532	5.44	359
50547	4.34	277
50564	4.49	292
50565	4.49	292
50610	5.17	332
50611	5.17	332
50612	5.17	332
50613	5.17	332
50621	4.41	284
50623	4.41	284
50629	4.44	287
50639	5.18	333
50640	5.18	333
50723	4.26	269
50740	5.53	368
50741	5.53	368
50742	5.53	368
50743	5.53	368
50744	5.53	368
50745	5.54	369
50746	5.54	369
50747	5.54	369
50748	5.54	369
50749	5.54	369
50810	4.41	284
50995	4.30	273
51122	4.66	309
51145	4.21	264
51146	4.21	264
51200	3.100	237
51200	3.100	237
51201	4.49	292
51237	4.51	294
51238	3.105	242
51239	3.105	242
51289	4.59	302
51293	4.08	251
51320	4.49	292
51321	4.49	292
51322	4.49	292
51358	4.28	271
51360	4.59	302
51364	4.09	252
51376	4.16	259
51376	4.19	262
51377	4.16	259
51377	4.19	262
51378	4.16	259
51378	4.19	262
51379	4.16	259
51379	4.19	262
51398	4.16	259
51398	4.19	262
51399	4.16	259
51399	4.19	262
51400	4.16	259
51400	4.19	262
51411	4.54	297
51413	4.16	259
51413	4.19	262
51428	5.25	340
51428	5.26	341
51428	5.27	342
51428	5.28	343
51429	5.26	341
51430	5.27	342
51431	5.25	340
51431	5.26	341
51431	5.27	342
51431	5.28	343
51432	5.25	340
51433	5.27	342
51434	5.27	342
51441	5.26	341
51442	5.26	341
51443	5.29	344
51444	5.29	344
51445	5.29	344
51446	5.29	344
51449	5.50	365
51450	5.49	364
51451	5.49	364
51452	5.50	365
51453	5.55	370
51454	5.55	370
51456	5.55	370
51457	5.57	372
51458	5.56	371
51459	5.56	371
51461	5.56	371
51462	5.28	343
51463	5.28	343
51464	5.23	338
51464	5.24	339
51465	5.23	338
51465	5.24	339
51466	5.24	339
51467	5.24	339
51468	5.23	338
52000	5.14	329
52001	5.15	330
52002	5.15	330
52003	5.15	330
52004	5.15	330
52005	5.16	331
52006	5.16	331
52007	5.16	331
52008	5.16	331
52009	5.09	324
52010	5.09	324
52011	5.09	324
52012	5.09	324
52013	5.09	324
52015	5.10	325
52016	5.10	325
52017	5.10	325
52018	5.10	325
52019	5.11	326
52020	5.11	326
52021	5.11	326
52022	5.11	326
52023	5.11	326
52024	5.12	327
52026	5.13	328
52027	5.13	328
52028	5.19	334
52028	5.19	334
52030	5.13	328
52031	5.13	328
52032	5.18	333
52033	5.62	377
52034	5.62	377
52035	5.22	337
52036	5.22	337
52037	5.21	336
52039	5.40	355
52313	4.26	269
52323	4.09	252
53901	4.53	496
53904	4.53	496
53907	4.53	496
58727	7.41	530
58728	7.41	530
58729	7.41	530
58842	7.52	541
58843	7.52	541
58844	7.52	541
59128	4.17	260
59128	4.20	263
59129	4.17	260
59129	4.20	263
59145	5.41	356
59146	5.41	356
59151	5.38	353
59152	5.42	357
59153	5.42	357
59155	5.42	357
60002	6.71	460
60002	7.72	561
60004	6.70	459
60004	7.69	558
60006	7.69	558
60009	7.53	542
60010	6.47	436
60010	6.57	446
60012	7.41	530
60013	7.41	530
60014	7.41	530
60015	7.69	558
60023	7.69	558
60026	7.18	507
60027	7.53	542
60029	7.23	505
60030	7.23	505
60031	7.23	505
60032	7.23	505
60066	4.41	284
60069	6.71	460
60090	6.41	430
60090	6.54	443
60093	6.70	459
60094	6.70	459
60095	6.38	427

60098	3.106	243
60099	6.38	427
60104	6.45	434
60105	6.45	434
60116	6.43	432
60117	6.96	485
60118	6.96	485
60119	6.96	485
60122	6.39	428
60125	7.69	558
60126	7.73	562
60129	8.22	585
60130	8.22	585
60131	8.22	585
60132	6.65	454
60134	6.44	433
60135	6.44	433
60136	6.65	454
60138	6.65	454
60164	6.32	421
60165	6.32	421
60166	6.65	454
60167	6.65	454
60168	6.65	454
60169	6.66	455
60178	6.66	455
60181	6.45	434
60182	6.45	434
60203	6.16	405
60203	6.18	407
60203	6.24	413
60203	6.26	415
60205	4.65	308
60206	6.16	405
60206	6.18	407
60206	6.24	413
60206	6.26	415
60207	6.20	409
60207	6.28	417
60209	6.18	407
60223	6.10	399
60224	6.10	399
60225	6.10	399
60226	6.10	399
60227	6.10	399
60228	6.12	401
60229	6.12	401
60231	6.17	406
60232	6.17	406
60234	6.19	408
60235	6.19	408
60237	6.10	399
60238	6.10	399
60240	6.17	406
60241	6.17	406
60378	7.27	497
60474	7.17	506
60500	6.25	414
60501	6.25	414
60502	6.25	414
60504	6.27	416
60505	6.27	416
60506	6.27	416
60508	6.16	405
60508	6.20	409
60508	6.24	413
60508	6.28	417
60509	6.16	405
60509	6.20	409
60509	6.24	413
60509	6.28	417
60510	6.16	405
60510	6.20	409
60510	6.24	413
60510	6.28	417
60512	6.18	407
60512	6.26	415
60513	6.18	407
60513	6.26	415
60514	6.23	412
60515	6.23	412
60516	6.23	412
60520	6.15	404
60521	6.15	404
60530	6.55	444
60531	6.55	444
60532	6.55	444
60533	6.55	444
60534	6.55	444
60535	6.55	444
60536	6.55	444
60537	6.55	444
60538	6.56	445
60539	6.56	445
60540	6.56	445
60541	6.56	445
60542	6.56	445
60543	6.56	445
60544	6.54	443
60545	6.54	443
60546	6.54	443
60547	6.54	443
60548	6.54	443
60549	6.54	443
60550	6.54	443
60551	6.54	443
60552	6.54	443
60553	6.59	448
60554	6.59	448
60555	6.59	448
60556	6.59	448
60557	6.59	448
60558	6.59	448
60559	6.59	448
60560	6.59	448
60561	6.59	448
60562	6.59	448
60563	6.59	448
60564	6.59	448
60565	6.58	447
60566	6.57	446
60601	6.09	398
60602	6.09	398
60603	6.09	398
60604	6.09	398
60605	6.09	398
60606	6.09	398
60608	6.09	398
60626	4.54	297
60654	7.72	561
60720	7.22	504
60721	7.22	504
60722	7.22	504
60808	4.54	297
60887	7.72	561
60942	4.49	292
61006	7.54	543
61019	6.39	428
61020	6.39	428
61020	6.53	442
61020	6.63	452
61021	6.39	428
61021	6.63	452
61022	6.39	428
61026	6.63	452
61027	6.47	436
61027	6.57	446
61028	6.48	437
61028	6.58	447
61029	6.57	446
61029	6.67	456
61030	6.57	446
61030	6.67	456
61031	6.58	447
61031	6.67	456
61032	6.58	447
61032	6.67	456
61037	6.64	453
61038	6.41	430
61039	6.41	430
61040	6.41	430
61041	6.41	430
61044	6.68	457
61046	6.68	457
61047	7.62	551
61052	6.68	457
61054	7.62	551
61073	7.62	551
61074	6.38	427
61075	6.38	427
61076	6.62	451
61077	6.38	427
61078	6.38	427
61079	6.62	451
61080	6.38	427
61080	6.62	451
61081	6.38	427
61082	7.23	498
61082	7.63	552
61083	6.52	441
61083	6.52	441
61085	4.51	294
61089	4.57	300
61090	7.63	552
61093	7.60	549
61094	7.60	549
61095	6.53	442
61096	6.53	442
61097	6.52	441
61098	6.52	441
61105	6.97	486
61107	6.97	486
61108	6.97	486
61109	6.97	486
61110	6.97	486
61113	7.61	550
61118	7.46	535
61123	7.60	549
61156	7.61	550
61169	7.62	551
61180	6.40	429
61182	6.40	429
61183	6.40	429
61184	6.64	453
61185	6.64	453
61185	6.64	453
61186	6.68	457
61187	6.68	457
61188	6.49	438
61243	9.30	661
61283	7.60	549
61284	7.61	550
61306	9.31	662
61471	7.42	531
61473	7.42	531
61632	4.54	297
61633	4.54	297
61634	4.54	297
61701	4.57	300
61813	1.54	67
61930	4.64	307
62100	3.105	242
62106	7.34	523
62107	7.34	523
62108	7.34	523
62109	7.34	523
62110	7.34	523
62111	7.33	522
62112	7.33	522
62169	3.102	239
62191	7.22	504
62202	7.22	504
62203	7.22	504
62251	7.46	535
62252	7.46	535
62253	7.46	535
62273	7.72	561
62331	7.46	535
62418	7.46	535
62485	4.65	308
62488	4.65	308
62518	7.71	560
62552	2.14	117
62615	4.63	306
62710	6.92	481
62711	6.92	481
62712	6.92	481
62958	7.69	558
63486	4.63	306
67675	7.69	558
69011	6.49	438
69012	6.49	438
69013	6.49	438
69014	6.50	439
69076	6.40	429
69078	6.40	429
69079	6.40	429
69079	6.64	453
69080	4.39	282
69083	4.39	282
69085	7.53	542
69086	7.52	541
69087	7.52	541
69088	7.52	541
69089	7.52	541
69090	7.52	541
69091	7.52	541
69092	7.52	541
69093	7.53	542
69094	7.53	542
69095	7.53	542
69097	7.53	542
69100	7.74	563
69103	7.74	563
69106	7.63	552
69114	7.69	558
69114	7.69	558
69126	4.66	309
69128	7.25	514
69128	7.30	519
69153	7.23	512
69163	7.30	519
69202	7.74	563
69202	9.13	644
69203	7.74	563
69203	9.13	644
69204	7.74	563
69204	9.13	644
69205	7.74	563
69205	9.13	644
69206	7.74	563
69206	9.13	644
69207	7.74	563
69207	9.13	644
69208	7.74	563
69208	9.13	644
69209	7.74	563
69209	9.13	644
69234	7.25	514
69234	7.30	519
69299	7.20	509
69300	7.20	509
69301	7.20	509
69302	7.20	509
69303	7.20	509
69304	7.20	509
69305	7.20	509
69306	7.20	509
69307	7.20	509
69308	7.20	509
69309	7.20	509
69310	7.27	510
69311	7.27	510
69312	7.27	510
69320	7.27	510
69321	7.27	510
69322	7.27	510
69330	7.20	509
69331	7.20	509
69332	7.20	509
69340	7.23	512
69341	7.23	512
69342	7.22	511
69350	7.22	511
69360	7.17	513
69361	7.17	513
69362	7.17	513
69370	7.27	510
69371	7.27	510
69372	7.27	510
69384	7.25	514
69385	7.25	514
69386	7.25	514
69387	7.17	513
69388	7.17	513
69396	7.23	512
69399	7.22	511
69730	4.24	267
69735	6.49	438
69736	6.49	438
69737	6.40	429
69738	6.40	429
70004	5.46	361
70013	5.61	376
70014	5.61	376
70015	5.65	380
70017	5.65	380
70018	5.65	380
70019	5.66	381
70036	6.40	429
70037	6.40	429
70038	6.64	453
70039	6.40	429
70039	6.64	453
70045	6.38	427
70046	6.38	427
70051	6.43	432
70052	6.43	432
70053	6.43	432
70054	6.43	432
70055	6.43	432
70056	6.43	432
70057	7.34	523
70060	5.66	381
70064	6.50	439
70066	6.50	439
70076	7.43	532
70077	7.43	532
70080	7.43	532
70081	7.43	532
70084	7.43	532
70085	7.43	532
70088	6.48	437
70089	6.48	437
70090	4.08	251
70094	7.22	504
70095	6.47	436
70096	6.47	436
70097	6.48	437
70097	6.58	447
70098	6.48	437
70098	6.58	447
70099	7.22	504
70106	7.31	520
70107	7.31	520
70109	7.69	558
70114	6.20	409
70114	6.28	417
70119	4.51	294
70120	6.50	439
70121	4.51	294
70127	6.18	407
70127	6.26	415
70128	6.18	407
70128	6.26	415
70130	7.22	504
70131	7.22	504
70132	7.39	528
70133	7.39	528
70134	7.39	528
70135	7.45	529
70136	7.45	529
70137	7.45	529
70138	4.51	294
70141	7.27	503
70142	7.27	503
70154	5.18	333
70155	5.18	333
70156	5.48	363
70160	7.45	534
70161	7.45	534
70162	7.45	534
70163	7.45	534
70168	7.54	543
70169	7.54	543
70170	7.54	543
70177	6.44	434
70178	7.33	522
70300	7.06	495
70301	7.06	495

70302	7.06	495
70303	7.06	495
70304	7.07	496
70305	7.07	496
70501	4.49	292
70507	4.51	294
70542	8.21	584
70543	8.21	584
70568	5.41	356
70589	5.72	387
70657	5.74	389
70809	5.61	376
70846	5.35	350
70847	5.35	350
70848	5.35	350
70849	5.35	350
70896	7.47	536
70897	7.47	536
71000	7.12	501
71001	7.12	501
71002	7.13	502
71003	7.12	501
71004	7.13	502
71005	7.13	502
71006	7.12	501
71007	7.12	501
71468	7.18	507
76020	6.31	420
76021	6.31	420
76022	6.31	420
76187	6.16	405
76187	6.18	407
76187	6.24	413
76187	6.26	415
76188	6.16	405
76188	6.18	407
76188	6.24	413
76188	6.26	415
79106	7.30	519
79126	7.48	537
79130	7.27	516
79131	7.28	517
79132	7.28	517
79133	7.27	516
79134	7.27	516
79135	7.27	516
79136	7.27	516
79137	7.29	518
79138	7.29	518
79139	7.29	518
79140	7.29	518
79141	7.27	516
79142	7.23	512
79143	7.28	517
79151	6.43	432
79154	6.48	437
79156	7.58	547
79157	7.58	547
79158	7.14	503
79158	7.58	547
79159	7.58	547
79160	7.58	547
79161	7.58	547
79162	7.58	547
79163	7.58	547
79164	7.58	547
79165	7.58	547
79166	7.58	547
79167	7.58	547
79168	7.58	547
79169	7.58	547
79170	7.58	547
79171	6.71	460
79172	6.44	434
79173	6.44	434
79174	6.47	436
79174	6.57	446
79175	6.47	436
79175	6.57	446
79176	6.48	437
79176	6.58	447
79177	6.48	437
79177	6.58	447
79178	6.38	427
79179	7.58	547
79180	7.58	547
79181	7.58	547
79182	7.58	547
79188	6.45	434
79189	6.45	434
79190	6.72	461
79191	6.70	459
79191	6.72	461
79192	7.27	503
79193	7.27	516
79194	7.27	516
79195	7.27	516
79196	7.27	516
79197	7.27	503
80005	2.06	109
80006	2.06	109
80009	2.08	111
80010	2.08	111
80013	2.09	112
80046	4.23	266
80048	4.12	255
80050	8.48	611
80053	8.48	611
80054	4.18	261
80066	4.18	261
80067	4.18	261
80070	4.18	261
80071	8.24	587
80072	8.24	587
80076	4.56	299
80077	4.56	299
80080	4.56	299
80082	4.56	299
80087	4.10	253
80089	4.13	256
80090	4.13	256
80091	4.13	256
80093	4.13	256
80095	4.14	257
80096	4.14	257
80100	4.15	258
80103	4.08	251
80106	4.10	253
80109	4.10	253
80116	8.50	613
80117	4.11	254
80122	4.08	251
80124	4.08	251
80125	4.08	251
80126	4.08	251
80127	4.08	251
80127	4.10	253
80128	4.08	251
80128	4.10	253
80129	4.08	251
80129	4.10	253
80130	4.08	251
80130	4.10	253
80135	8.50	613
80138	4.43	286
80139	4.44	287
80140	4.43	286
80141	4.40	283
80156	8.50	613
80170	4.10	253
80173	8.29	592
80174	8.29	592
80177	8.19	582
80201	8.28	591
80240	4.53	496
80243	4.38	281
80258	4.37	280
80261	4.37	280
80277	4.37	280
80280	4.56	299
80281	8.29	592
80282	8.29	592
80291	4.55	298
80302	4.28	271
80312	4.10	253
80326	4.35	278
80336	4.13	256
80338	4.13	256
80339	4.13	256
80342	7.22	504
80349	4.10	253
80350	4.10	253
80353	4.55	298
80358	8.42	605
80375	8.21	584
80380	8.37	600
80381	8.37	600
80382	8.35	598
80387	4.42	285
80388	4.42	285
80395	4.44	287
80411	8.47	610
80417	8.47	610
80418	8.47	610
80420	8.47	610
80421	8.47	610
80422	8.47	610
80430	4.35	278
80445	4.21	264
80450	4.44	287
80452	4.42	285
80464	4.38	281
80469	7.18	507
80475	4.22	265
80492	4.34	277
80497	4.41	284
80529	4.29	272
80534	8.48	611
80537	8.48	611
80556	4.43	286
80557	4.43	286
80571	4.34	277
80571	4.34	277
80572	4.34	277
80583	8.48	611
80584	8.48	611
80587	8.48	611
80601	8.49	612
80602	8.49	612
80603	8.49	612
80604	8.49	612
80605	8.49	612
80609	8.50	613
80610	8.49	612
80615	8.23	586
80616	8.23	586
80621	8.29	592
80622	8.29	592
80623	8.29	592
80624	8.29	592
80625	8.29	592
80626	8.29	592
80627	8.29	592
80628	8.29	592
80629	8.29	592
80630	8.29	592
80651	8.29	592
80652	8.29	592
80653	8.29	592
80667	4.55	298
80668	2.05	108
80670	4.51	294
80690	4.10	253
80693	4.13	256
80694	2.09	112
80696	2.07	110
80709	4.34	277
80712	4.44	287
80713	4.44	287
80715	4.44	287
80725	4.28	271
80771	8.36	599
80772	8.36	599
80793	8.48	611
80795	8.48	611
80839	4.34	277
80840	4.34	277
80857	4.25	268
80860	4.25	268
80861	4.25	268
80862	4.25	268
80900	2.08	111
80924	4.30	273
80937	8.29	592
80945	8.48	611
81118	4.10	253
81119	4.10	253
81121	4.10	253
81140	4.43	286
81141	4.40	283
81142	4.39	282
81156	4.13	256
81172	8.29	592
81203	7.18	507
81204	7.18	507
81280	8.29	592
81335	4.13	256
81461	4.10	253
81462	4.10	253
81464	4.38	281
81540	4.46	289
81588	8.48	611
81668	2.05	108
81710	4.58	301
81750	4.33	276
81751	4.33	276
81752	4.33	276
81754	4.33	276
81756	4.33	276
81759	4.33	276
81760	4.33	276
81768	4.33	276
81841	4.40	283
81940	4.45	288
81941	4.43	286
81948	2.12	115
81965	8.34	597
81966	8.34	597
81967	8.34	597
81968	8.34	597
81969	8.34	597
81970	8.34	597
81971	8.34	597
81972	8.34	597
81973	8.34	597
81974	8.34	597
81975	8.34	597
81976	8.34	597
81977	8.34	597
81978	8.34	597
81979	8.34	597
81980	8.34	597
81981	8.34	597
81982	8.34	597
81983	8.34	597
81984	8.34	597
81985	8.34	597
81986	8.34	597
81991	8.41	604
82005	4.30	273
82069	4.18	261
82098	4.13	256
82173	4.46	289
82174	4.30	273
82177	4.53	496
82186	4.53	496
82186	4.53	496
82198	4.28	271
82326	4.35	278
82341	4.51	294
82541	8.19	582
82542	8.19	582
82543	8.19	582
82544	8.19	582
82545	8.19	582
82546	8.19	582
82547	8.19	582
82854	7.23	498
82857	4.25	268
83220	8.26	589
83221	8.26	589
83222	8.26	589
83223	8.26	589
83224	8.26	589
83225	8.26	589
83226	8.26	589
83227	8.27	590
83228	8.27	590
83229	8.27	590
83230	8.27	590
83231	8.27	590
83232	8.27	590
83233	8.27	590
83234	8.26	589
83235	8.27	590
83236	8.27	590
83237	8.27	590
83238	8.27	590
83239	8.27	590
83240	8.27	590
83241	8.27	590
83242	8.27	590
83243	8.27	590
83246	8.27	590
83247	8.27	590
83248	8.27	590
83249	8.27	590
83250	8.27	590
83251	8.27	590
83252	8.27	590
83253	8.27	590
83254	8.27	590
83255	8.27	590
83256	8.26	589
83257	8.27	590
83258	8.27	590
83259	8.27	590
83260	8.27	590
83261	8.27	590
83262	8.27	590
83263	8.27	590
83264	8.27	590
83265	8.27	590
83266	8.27	590
83268	8.27	590
83269	8.27	590
83270	8.26	589
83276	8.26	589
83540	8.14	577
83541	8.14	577
83590	8.09	572
83600	8.09	572
84108	4.11	254
84709	4.34	277
84763	8.29	592
84766	8.29	592
84769	8.29	592
84770	8.29	592
84773	8.29	592
84774	8.29	592
84889	8.38	601
84890	8.38	601
85000	8.67	630
85001	8.67	630
85002	8.68	631
85003	8.65	628
85004	8.66	629
85005	8.65	628
85006	8.65	628
85007	8.66	629
85008	8.66	629
86058	4.22	265
86084	4.46	289
86085	4.45	288
86215	4.46	289
86216	4.46	289
86217	4.46	289
86501	4.64	307
89000	8.55	618
89001	8.55	618
89002	8.55	618
89003	8.55	618
89004	8.58	621
89005	8.58	621
89006	8.56	619
89007	8.56	619
89008	8.57	620
89009	8.57	620
89011	8.57	620
89013	8.57	620

89014	8.57	620
89015	8.57	620
89016	8.57	620
89017	8.57	620
89021	8.60	623
89022	8.60	623
89023	8.60	623
89024	8.59	622
89052	4.34	277
89053	4.34	277
89066	8.37	600
89068	8.35	598
89101	8.50	613
89102	8.50	613
89103	8.50	613
89104	8.50	613
89105	8.50	613
89112	8.28	591
89113	8.28	591
89130	8.49	612
89131	8.50	613
89142	8.52	615
89143	8.52	615
89144	8.52	615
89145	8.52	615
89147	4.07	250
89148	4.07	250
89179	8.58	621
89186	4.71	314
89187	4.71	314
89188	4.72	315
89189	4.72	315
89194	8.50	613
89202	6.65	454
89202	8.30	593
89203	8.30	593
89204	8.30	593
89205	8.30	593
89206	8.30	593
89207	8.12	575
89208	8.14	577
89210	8.13	576
89212	8.13	576
89213	4.69	312
89214	4.69	312
89215	4.69	312
89216	4.69	312
89217	4.69	312
89218	4.69	312
89223	8.51	614
89224	8.51	614
89226	8.51	614
89227	4.69	312
89229	8.15	578
89230	8.12	575
89231	8.12	575
89234	8.56	619
89235	8.56	619
89240	8.40	603
89241	8.40	603
89288	8.06	569
89289	8.06	569
89290	8.06	569
89291	8.06	569
89292	8.06	569
89293	8.06	569
89300	8.20	583
89301	8.20	583
89302	8.20	583
89307	1.66	79
89308	1.66	79
89329	1.66	79
89361	8.16	579
89362	8.51	614
89441	8.08	571
89442	8.08	571
89443	8.09	572
89444	8.08	571
89445	8.08	571
89446	8.08	571
89451	8.10	573
89500	2.06	109
89589	4.35	278
90010	9.50	681
90011	9.50	681
90012	9.50	681
90014	2.13	116
90015	9.49	680
90019	9.49	680
90021	9.49	680
90022	9.50	681
90029	9.50	681
90033	4.56	299
90034	4.55	298
90036	4.57	300
90042	9.15	646
90043	9.15	646
90044	9.15	646
90045	9.15	646
90046	9.15	646
90047	9.15	646
90050	1.64	77
90058	9.50	681
90059	9.49	680
90062	9.15	646
90063	9.15	646
90064	9.44	675
90065	9.43	674
90066	9.43	674
90067	9.44	675
90068	9.44	675
90069	9.44	675
90071	9.46	677
90075	1.67	80
90078	4.57	300
90079	4.57	300
90081	9.45	676
90082	9.45	676
90084	9.45	676
90085	9.47	678
90086	9.46	677
90087	9.46	677
90088	9.47	678
90089	9.48	679
90097	4.14	257
90097	4.22	265
90107	4.11	254
90136	4.42	285
90153	4.35	278
90162	4.27	270
90166	4.58	301
90167	7.17	506
90168	7.23	505
90169	2.06	109
90173	4.58	301
90174	4.58	301
90175	2.13	116
90176	4.59	302
90178	4.59	302
90197	4.49	292
90203	4.50	293
90241	4.38	281
90268	4.37	280
90276	4.37	280
90282	4.35	278
90298	2.09	112
90299	2.09	112
90301	2.09	112
90318	4.30	273
90341	7.45	534
90342	7.45	534
90342	7.53	542
90343	7.45	534
90390	4.42	285
90407	4.21	264
90407	4.22	265
90409	4.57	300
90414	2.08	111
90451	7.45	534
90460	4.29	272
90474	4.57	300
90510	1.68	81
90540	7.45	534
90558	2.13	116
90697	4.29	272
90698	4.58	301
90719	4.11	254
90719	4.14	257
90723	7.17	506
90917	4.30	273
90919	4.30	273
90948	4.30	273
90956	4.30	273
91090	1.67	80
91145	7.48	537
91299	7.45	534
91462	1.67	80
91548	9.29	660
91556	9.31	662
91560	9.35	666
91697	4.29	272
91732	4.71	314
91733	4.71	314
92056	6.11	400
92057	6.11	400
92298	2.13	116
92697	5.74	389
92698	5.74	389
92716	6.95	484
92762	6.93	482
92764	6.93	482
92803	7.23	498
92837	7.27	497
92838	7.27	497
92839	7.27	497
92844	1.67	80
92900	9.22	653
92901	9.22	653
92902	9.22	653
92903	9.22	653
92904	9.22	653
92906	9.30	661
92910	7.44	533
92910	9.17	648
92911	7.44	533
92911	9.17	648
92914	3.79	216
92915	9.32	663
92916	9.33	664
92917	9.28	659
92918	9.28	659
92919	9.37	668
92920	9.37	668
92921	9.31	662
92922	9.15	646
92923	9.34	665
92925	9.22	653
92926	9.22	653
92927	9.22	653
92928	9.22	653
92929	9.22	653
92933	3.79	216
92938	9.12	643
92939	9.12	643
92940	9.07	638
92941	9.07	638
92942	9.09	640
92943	9.09	640
92945	9.07	638
92946	9.07	638
92956	9.16	647
92957	9.16	647
92958	9.16	647
92959	9.16	647
92960	9.16	647
92961	9.16	647
92962	9.16	647
92964	9.16	647
92965	9.16	647
92966	7.44	533
92966	9.16	647
92974	9.27	658
92975	9.27	658
92976	9.27	658
92977	9.36	667
92978	9.23	654
92979	9.23	654
92980	9.23	654
92981	9.23	654
92982	9.23	654
92983	9.38	669
92984	9.38	669
92985	9.38	669
92986	9.28	659
92987	9.28	659
92988	9.23	654
92989	9.23	654
92995	9.35	666
93000	9.35	666
93002	9.14	645
93003	9.14	645
93004	9.14	645
93005	9.14	645
93006	9.14	645
93007	9.14	645
93008	9.14	645
93009	9.14	645
93010	9.14	645
93026	9.14	645
93027	9.14	645
93028	9.14	645
93031	9.12	643
93032	9.12	643
93033	9.12	643
93035	9.11	642
93036	9.11	642
93037	9.11	642
93039	9.11	642
93040	9.11	642
93081	9.23	654
93082	9.23	654
93083	9.23	654
93084	9.23	654
93085	9.23	654
93086	9.23	654
93087	9.23	654
93113	9.16	647
93115	9.16	647
93116	9.16	647
93117	9.16	647
93118	9.16	647
93136	9.16	647
93142	9.16	647
93143	9.16	647
93144	9.16	647
93146	9.16	647
93152	9.26	657
93157	9.35	666
93163	9.27	658
93163	9.27	658
93164	9.30	661
93166	9.29	660
93166	9.29	660
93170	9.35	666
93196	9.08	639
93197	9.08	639
93198	9.08	639
93199	9.08	639
93200	9.08	639
93201	9.08	639
93203	9.08	639
93205	9.08	639
93206	9.08	639
93248	9.08	639
93298	9.11	642
93300	9.11	642
93301	9.11	642
93302	9.11	642
93315	9.10	641
93316	9.10	641
93318	9.10	641
93438	9.37	668
93444	9.34	665
93467	9.40	670
93470	9.38	669
93488	9.40	670
93489	9.39	670
93491	9.39	670
93493	9.40	670
93526	9.21	652
93527	9.22	653
93528	9.22	653
93529	9.22	653
93530	9.22	653
93531	9.22	653
93532	9.22	653
93533	9.22	653
93534	9.22	653
93536	9.36	667
93537	9.26	657
93539	9.26	657
93540	9.26	657
93547	9.31	662
93549	9.26	657
93550	9.28	659
93552	9.36	667
93553	9.10	641
93554	9.10	641
93555	9.10	641
93556	9.34	665
93557	9.25	656
93558	9.25	656
93559	9.25	656
93560	9.25	656
93561	9.25	656
93562	9.25	656
93563	9.32	663
93564	9.09	640
93565	9.14	645
93566	9.14	645
93567	9.14	645
93568	9.14	645
96381	5.68	383
96424	5.69	384
99847	7.73	562
99855	7.73	562

furniture fittings solutions

	Finitura
1	Zama grezza
2	Ottone
3	Acciaio grezzo
5	Zincato bianco
6	Troppicalizzato
7	Nichelato
8	Bronzato
9	Zincato nero
10	Ottonato
11	Cromato brillo
12	Verniciato bianco
13	Verniciato moka
14	Verniciato nero
15	Plastica bianca
16	Plastica noce
17	Plastica nera
18	Finitura frassiano
19	Finitura rovere
20	Transparente / non classificata
21	Plastica grigia
22	Plastica beige
23	Plastica grigio antracite
24	Verniciato nichel opaco
25	Verniciato alluminio
26	Finitura ciliegio
27	Effetto tessuto grigio
28	Effetto tessuto beige
29	Effetto tessuto noce
30	Finitura faggio
33	Finitura acero
34	Effetto stoffa
35	Grigio antracite
37	Plastica finitura Champagne
38	Plastica titaneo
40	Rattan
43	Plastica moka
48	Legno rovere
49	Verniciato sabbia
50	Finitura pino
51	Nichel satinado
52	Titanio
53	Nero ossido
60	Anodizzato brillo
61	Alluminio naturale
62	Anodizzato opaco
63	Anodizzato satinato
64	Cromo opaco
65	Acciaio inossidabile
66	Anodizzato oro
67	Anodizzato nero
68	Argento antico
69	Anodizzato champagne
70	Anodizzato bronzo
72	Anodizzato semibrillo
75	Legno noce
76	Legno ciliegio
78	Legno faggio
81	Finitura noce
83	Finitura wenguè
84	Legno acero
88	Legno mukaly
89	Legno faggio vaporizzato
95	Legno pino

	Finishing
1	Natural zamak
2	Natural brass
3	Natural steel
5	Zinc plated
6	Zinc dichromate
7	Nickel plated
8	Bronzed
9	Black zinc plated
10	Brassed
11	Chrome plated
12	White painted
13	Moka painted
14	Black painted
15	White plastic
16	Brown plastic
17	Black plastic
18	Ash effect
19	Oak effect
20	Transparent / not defined
21	Grey plastic
22	Beige plastic
23	Anthracite grey plastic
24	Matt nickel painted
25	Silver painted
26	Cherry wood effect
27	Grey textil effect
28	Beige textil effect
29	Brown textile effect
30	Beech effect
33	Maple effect
34	Cloth effect
35	Anthracite grey
37	Champagne effect plastic
38	Titanium plastic
40	Rattan
43	Moka plastic
48	Oak wood
49	Sand painted
50	Pine effect
51	Satin finished nickel
52	Titanium
53	Black oxide
60	Bright anodized
61	Natural aluminium
62	Matt anodized
63	Satin finished anodized
64	Matt chrome plated
65	Stain finished anodized
66	Gold anodized
67	Black anodized
68	Old silver
69	Champagne anodized
70	Bronze anodized
72	Semi-bright anodized
75	Walnut wood
76	Cherry wood
78	Beech wood
81	Walnut effect
83	Wengue effect
84	Maple wood effect
88	Mukaly wood
89	Steamed beech wood
95	Pine wood

Stampato su carta senza cloro (TCF)
Printed on chlorine-free paper (TCF)

EMUCA si riserva la facoltà di intodurre cambi alle specifiche tecniche senza nessun preavviso.
EMUCA reserves the right to make changes to specification without prior notice.

EMUCA è un marchio registrato da EMUCA S.A.
EMUCA is registered trademark of EMUCA S.A.

emuca
furniture fittings solutions

Emuca S.R.L
Via Messico, 80 • 35127 Padova (ITALIA)
T. +39 049 8702800 • F. +39 049 87 03019
www.emuca.it • info@emuca.com

Emuca Ltd.
75 Springfield Road • Chelmsford • Essex • CM2 6JG (UK)
T. +44 1268 530 674 • F. +44 1268 282 592
www.emuca.co.uk • sales@emuca.com

Emuca S.A.
Pl. El Oliveral - c/H, 4 • Apartado de correos 176
46394 Riba-Roja del Túria • Valencia (ESPAÑA)
T. +34 96 166 70 19 • F. +34 96 166 71 82
www.emuca.es • emuca@emuca.com

Emuca S.A.R.L
Parc de l'Aubinière • 2 Avenue des Améthystes
44338 Nantes Cedex 03 (FRANCE)
T. +33 2 49 88 07 35 • F. +33 2 72 22 02 24
www.emuca.fr • emuca@emuca.com

Emuca Lda.
AV. da Liberdade nº 36, 6º • 01250 Lisboa (PORTUGAL)
T. +351 211 203 940 • F. +34 96 166 71 82
www.emuca.pt • emuca@emuca.com

Stampato su carta senza cloro
Printed on chlorine-free papier
Cod. 9000006 • 05/2019

AENOR ER Empresa Registrada UNE-EN ISO 9001 ER-0896/1999
efr empresa
UNI EN ISO 9001:2015 CERTIQUALITY SISTEMA DI GESTIONE QUALITÀ CERTIFICATO
CERTIQUALITY È MEMBRO DELLA FEDERAZIONE CISQ