



4-Zone RGBW Remote

Model No.: FUT095 / FUT096 / FUT096-B

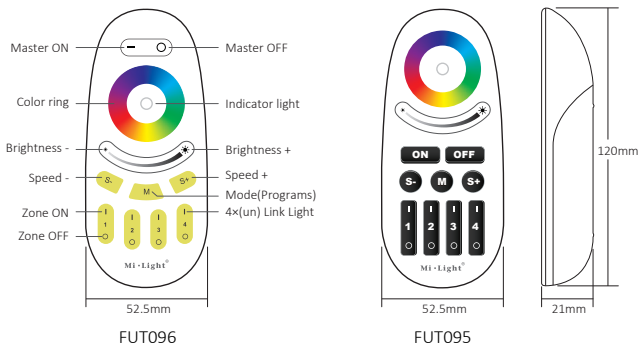
1. Features

This manual describes two types of remote controls used for our RGBW product. Both of them have same functions but different design. Product adopt world-wide used 2.4GHz frequency, GFSK control method, with the features of low power consumption, long distance transmitting, strong anti-interference and fast communication rate. Adopt high-precision touching IC Touching is more stable and sensitive, can control specified Mi-Light / MiBoxer smart light with color, color temperature, saturation and brightness changing.

2. Products Key Diagram

Remark: Hold “I” to get white mode. Under white mode, press “S-” to get warm white, press “S+” to get cool white. Under color mode, press “S+/S-” for saturation control. When press “M”, S+/S- can adjust the speed of the dynamic modes.

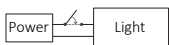
To dim all RGBW lights at once or change the color, first press “Master ON”. to do this with individual lights, first press “Zone ON”. secondly, choose the color or brightness according to the color ring or brightness ring.



3. Linking Code / Unlinking Code Instructions

Remark: The light can be working after linking with the remote.

Linking Code Instructions



1

Switch off light, after 10 seconds then switch on again.



2

Short press "i" button 3 times within 3 seconds when light on.



3

Lights blink 3 times slowly means linking is done successfully.



Linking failed if light is not blinking slowly, Please follow above steps again.
(Note: Light that have linked can't link again)

Unlinking Code Instructions



1

Switch off light, after 10 seconds then switch on again.



2

Short press "i" button 5 times within 3 seconds when light on.



3

Lights blink 10 times quickly means unlinking is done successfully.

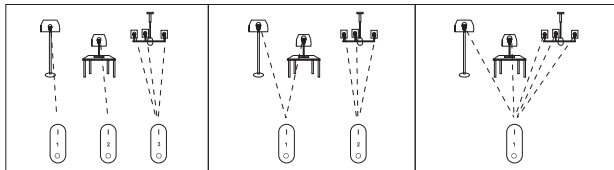
Unlinking must be the same zone with the Linking



Unlinking failed if light is not blinking quickly, Please follow above steps again.
(Note: Light haven't linked that don't need to unlink)

4. Grouping of several lights

You can add an endless numbers of lights to a zone on the 4 channel remote by linking the lights to different zones. This way you are completely flexible in creating different group combinations. Below you can see some grouping examples.



Remark:

1. The user can re-programme freely as needed. One remote can control countless lamps or controllers, but one lamp or controller can only be controlled by four remotes (Max).
2. Please check the battery installation and controller (totally discharge the power), when you programme after switching off and switching on.

5. Attention

1. This remote only control specified Mi-Light / Miboxer products; not all Mi-Light / Miboxer series can work on this remote.
2. In the using of the remote, if the indicated lamp blinking quickly, Please change the battery in time. Please don't use poor quality battery to avoid the leaking of battery liquid to damage the remote.
3. This 2.4GHz remote is precise electronic product; don't use it in humid, high temperature, dust and high voltage environment; Saving it at indoor, dry and no static electricity environment.
4. Please don't use the remote on the wide-range metal or strong electromagnetic wave area, otherwise, it will badly affect the controlling distance.



Made in China